

Reprinted Version

ISSN 2339 1995

Volume 18

September 2014

Number 3

Makara Journal of Science

SK Dirjen Dikti Akreditasi Jurnal No. 64a/DIKTI/Kep./2010

**Model of Steady State Cyclohexane Oxidation for Ketone-Alcohol (K-A)
Oil Production**

Rudy Agustriyanto & Akbarningrum Fatmawati

Department of Chemical Engineering, Faculty of Engineering, Universitas Surabaya,
Surabaya 60292, Indonesia

Page 91-95

Makara Journal of Science

ISSN: 2339 1995

Volume 18 · Number 3 · September 2014

Chief Editor

Wellyzar Sjamsuridzal | sjwelly@sci.ui.ac.id
Department of Biology, Faculty of Mathematics and Natural Sciences, Universitas Indonesia, Indonesia

Managing Editor

Jarnuzi Gunlazuardi | jarnuzi@ui.ac.id
Department of Chemistry, Faculty of Mathematics and Natural Sciences, Universitas Indonesia, Indonesia

Citra Wardhani | citrawardhani@ui.ac.id
Directorate of Research and Community Engagement, Universitas Indonesia, Indonesia

Editorial Office

Gedung DRPM UI
Kampus Universitas Indonesia, Depok 16424, Indonesia
Tel.+62 21 7270152; Fax.+62 21 78849119
Homepage: <http://journal.ui.ac.id/science>
e-mail: editor_mss@ui.ac.id

Management Office

Managing Director Bachtiar Alam
Publishing Director Budiarmo
General Manager Agustino Zulys
Technical Editor Mukhlis Sutami
Editorial Assistance Fika Latifah
Distribution Puji Astuti
Finance Almira Gitta, Aprilya Mirawati
Administration Cucu Sukaesih
Graphic Design Ahmad Nizhami

Publisher

Directorate of Research and Community Engagement, Universitas Indonesia, Indonesia

MAKARA Journal of Science is a scientific journal publishing original articles on new knowledge and research, or research application with current issues in basic science. The journal is published by the Directorate of Research and Community Engagement, Universitas Indonesia and provides a broad-based forum for the publication and sharing of ongoing research and development in science. The paper to be presented in this journal is addressed to the editorial e-mail or through online submission on website. The complete information regarding the procedures to send an article is available in each volume and on its website. All articles will be subjected to double-blind peer review process following a review by the editors. MAKARA Journal of Science is a further model of MAKARA Seri Sains as the improvement version of Universitas Indonesia Scientific Journal, MAKARA, which has been published since 1997. Starting from 2014, the journal has been periodically published four times a year (March, June, September, and December). Full text articles are available from Volume 6 No. 1 April 2002 free of charge.

Editors

Hans Werner Hammer | hammer@hiskp.uni-bonn.de
Helmholtz-Institut für Strahlen- und Kernphysik (Theorie), University Bonn Nussallee, Germany

Gunawan Indrayanto | gunawanindrayanto@ff.unair.ac.id
Biotechnology Research Group, Faculty of Pharmacy, Universitas Airlangga, Indonesia

Tribidasari Anggraningrum Ivandini | ivandini.tri@sci.ui.ac.id
Department of Chemistry, Faculty of Mathematics and Natural Sciences, Universitas Indonesia, Indonesia

Makoto Kakishima | kakishima.makoto.ga@u.tsukuba.ac.jp
Engineering Research Center of Chinese Ministry of Education for Edible and Medicinal Fungi, Jilin Agricultural University, China

Kuswata Kartawinata | kkjak@indo.net.id
Research Center of Biology, Indonesian Institute of Sciences (Lembaga Ilmu Pengetahuan Indonesia; LIPI), Indonesia

Evy Kartini | kartini1@batan.go.id
National Atomic Energy Agency (Badan Tenaga Atom Nasional; BATAN), Indonesia

Yuni Krisyuningsih Krisnandi | yuni.krisnandi@sci.ui.ac.id
Department of Chemistry, Faculty of Mathematics and Natural Sciences, Universitas Indonesia, Indonesia

Angela Kockritz | angela.kockritz@catalysis.de
Leibniz Institute for Catalysis, Germany

Terry Mart | tmart@fisika.ui.ac.id
Department of Physics, Faculty of Mathematics and Natural Sciences, Universitas Indonesia, Indonesia

Habil Andreas Martin | andreas.martin@catalysis.de
Leibniz Institute for Catalysis, Germany

Anja Meryandini | ameryandini@yahoo.com
Department of Biology, Faculty of Mathematics and Natural Sciences, Institut Pertanian Bogor, Indonesia

Miftahudin | miftahudin@ipb.ac.id
Department of Biology, Faculty of Mathematics and Natural Sciences, Institut Pertanian Bogor, Indonesia

Teruna Jaya Siahaan | siahaan@ku.edu
Department Pharmaceutical Chemistry, University of Kansas, USA

Rosichon Ubaidillah | rosichon.ubaidillah@lipi.go.id
Research Center of Biology, Indonesian Institute of Sciences (Lembaga Ilmu Pengetahuan Indonesia; LIPI), Indonesia

Brandon Izak Samuel van der Ventel | bventel@sun.ac.za
Department of Physics, Stellenbosch University, South Africa

Rahmat Wibowo | r_wibowo@ui.edu
Department of Chemistry, Faculty of Mathematics and Natural Sciences, Universitas Indonesia, Indonesia

Freddy Permana Zen | fpzen@fi.itb.ac.id
Department of Physics, Faculty of Mathematics and Natural Sciences, Bandung Institute of Technology, Indonesia

Accredited by Indonesian Directorate of Higher Education (DIKTI), valid until August 2018
SK No. 58/DIKTI/Kep/2013

- The Use of Carbon Dioxide Released from Coconut Shell Combustion to Produce Na_2CO_3** 65-70
Wasinton Simanjuntak, Simon Sembiring, Wan Abbas Zakaria, and Kamisah D. Pandiangan
- Diversity and the Composition of Fatty Acids of Lipolytic Bacteria Isolated from Soil and Aquatic Sediment in a Forest and on an Oil Palm Plantation** 71-78
Marini Wijayanti, Anja Meryandini, Aris Tri Wahyudi, and Munti Yuhana
- Phase Diagrams and Current Density Profiles of the Totally Asymmetric Simple Exclusion Process in Two Dimensions, for a Three-Way Junction** 79-85
Rini Septiana, Annisa Indriawati, and Wipsar Sunu Brams Dwandaru
- Suspension Stability and Characterization of Chitosan Nanoparticle-Coated Ketoprofen Based on Surfactants Oleic Acid and Poloxamer 188** 86-90
Nur Qadri Rasyid, Purwantiningsih Sugita, Laksmi Ambarsari, and Gustini Syahbirin
- Model of Steady State Cyclohexane Oxidation for Ketone-Alcohol (K-A) Oil Production** 91-95
Rudy Agustriyanto and Akbarningrum Fatmawati
- Development of Immunochromatographic Strip Tests for Selective and Quantitative Detection of Melamine** 96-100
Wiyogo P. Wicaksono, Tribidasari A. Ivandini, Endang Saepudin, and Yasuaki Einaga

Model of Steady State Cyclohexane Oxidation for Ketone-Alcohol (K-A) Oil Production

Rudy Agustriyanto and Akbarningrum Fatmawati

Department of Chemical Engineering, Faculty of Engineering, Universitas Surabaya, Surabaya 60292, Indonesia

**)E-mail: rudy.agustriyanto@staff.ubaya.ac.id*

Abstract

Cyclohexane oxidation is of great industrial importance in the production of intermediates for the manufacture of nylon-6 and nylon-6,6. Most cyclohexane is commercially converted into a cyclohexanone–cyclohexanol mixture (known as K-A oil) by catalytic oxidation. K-A (Ketone-Alcohol) oil is then used as a raw material for adipic acid and caprolactam production. Practically, if the cyclohexanol content of KA oil is higher than that of cyclohexanone, it is more profitable to convert it into adipic acid; otherwise caprolactam production is more likely. The steady state cyclohexane oxidation reaction model in a stirred tank reactor for K-A oil production is presented and solved in this paper. The model was derived based on the mass balance and mass transfer equations using the kinetic equation. The set of algebraic equations was solved using non linear programming. The advantage of this method is that the relationship among variables can be better understood and an appropriate solution to the equation set can be obtained more quickly. Simulation results are particularly useful for process design such as in determining reactor dimensions and operating conditions.

Abstrak

Model Oksidasi Sikloheksana Tunak untuk Produksi Minyak Ketone-Alcohol (K-A). Oksidasi sikloheksana adalah salah satu reaksi penting dalam industri petrokimia dimana produk utamanya adalah senyawa intermediate untuk produksi nylon-6 dan nylon-6,6. Sebagian besar hasil produksi sikloheksana dikonversi secara komersial menjadi campuran sikloheksanon dan sikloheksanol (dikenal dengan nama minyak K-A) dengan oksidasi katalitik. Minyak K-A adalah bahan baku untuk produksi asam adipat dan kaprolaktam. Bila kandungan sikloheksanol dalam minyak K-A lebih tinggi daripada sikloheksanon, maka akan lebih menguntungkan kalau dikonversi menjadi asam adipat. Bila sebaliknya, maka konversi lebih lanjut menjadi kaprolaktam akan lebih disukai. Model reaksi oksidasi sikloheksana kondisi tunak dalam reaktor tangki berpengaduk telah dikembangkan dan diselesaikan dalam penelitian ini. Model tersebut didasarkan pada neraca massa dan perpindahan massa dengan memanfaatkan persamaan kinetika. Model dalam persamaan aljabar non-linear kemudian diselesaikan dengan metode optimisasi pemrograman non-linear. Keuntungan metode ini yaitu bahwa hubungan antar variabel dapat lebih dipahami dan penyelesaian terhadap model akan lebih cepat diperoleh. Manfaat hasil penelitian dapat dimanfaatkan untuk tahapan perancangan proses seperti penentuan dimensi reaktor maupun penentuan kondisi operasi.

Keywords: cyclohexane, non linear programming, oxidation optimization

1. Introduction

Many organic chemicals are produced from the oxidation reaction of hydrocarbon. Most of the industrial interests are carried out at pressure of 10-30 bar and temperatures of 353-523 K [1]. The liquid oxidation of cyclohexane is one example of the hydrocarbon oxidation reaction. This reaction is very important as it produces cyclohexanol and cyclohexanone as raw materials for the nylon-6 and nylon-6,6 industries. However the oxidation reaction of cyclohexane is very complex where cyclohexanol and cyclohexanone are intermediates of the reaction scheme. Several reaction schemes and kinetics, both catalytic

and autocatalytic, have been proposed previously [1-6].

Understanding this oxidation process is very important for economical plant operations and to ensure adequate safety procedures, which are necessary due to its high temperature and pressure characteristic. The Flixborough disaster [7] in a cyclohexane oxidation plant in the United Kingdom presents an excellent example for why this process should be designed and operated carefully.

The cyclohexane-oxidation-reaction scheme is illustrated in Figure 1, based on the general hydrocarbon oxidation reaction.

The oxidation of cyclohexane is carried out at elevated temperatures and pressures and is usually catalyzed homogeneously under mild conditions using soluble catalysts, such as cobalt octoate/oleate/naphthenate. The conversion is limited to 4-15% to promote K-A yield in the range 85-90% [6].

There have been numerous studies on the reaction mechanisms of cyclohexane oxidation. In this work, the reaction scheme and kinetics of Alagy *et al.* [1] were adopted. The reaction scheme is described in Figure 2.

Figure 2 illustrates the great complexity of the reaction. The ratios of kinetic parameters (k_2/k_1 , k_3/k_1 and k_4/k_1) were obtained by Alagy *et al.* [1]. The ratios showed that the oxidation of cyclohexanol and cyclohexanone was faster than that of cyclohexane. Therefore, further cyclohexane conversion may lead to the formation of by-products.

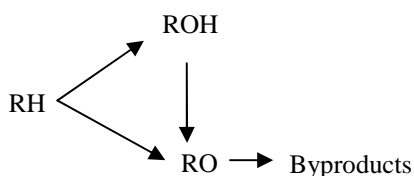


Figure 1. Cyclohexane Oxidation Scheme in General

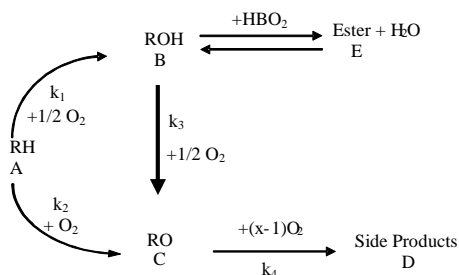


Figure 2. Cyclohexane Oxidation Mechanism (A: cyclohexane, B: cyclohexanol, C: cyclohexanone, D: byproduct, E: ester) [1]

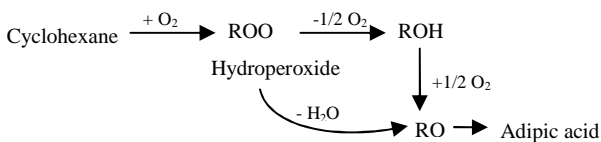


Figure 3. Cyclohexane Oxidation Mechanism Proposed by Spielman [9]

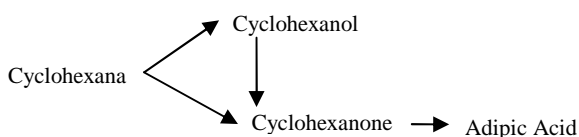
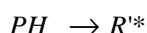
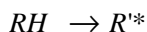


Figure 4. Cyclohexane Oxidation with Cobalt Acetate

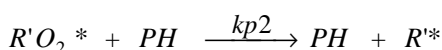
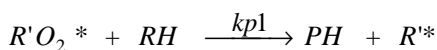
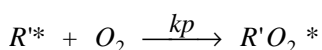
This scheme and its kinetic parameters (shown in Table 1) were specifically valid for boric acid promoted processes.

A mechanism proposed by Spielman [9] is shown in Figure 3, while Suresh *et al.* [2] presented the autocatalytic oxidation of cyclohexane which include initiation, propagation and termination steps as follows:

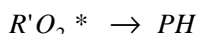
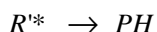
Initiation:



Propagation:



Termination:



Rao [10] proposed a reaction scheme (Figure 4) and kinetic model of cyclohexane oxidation for acetic acid and cobalt acetate as catalysts.

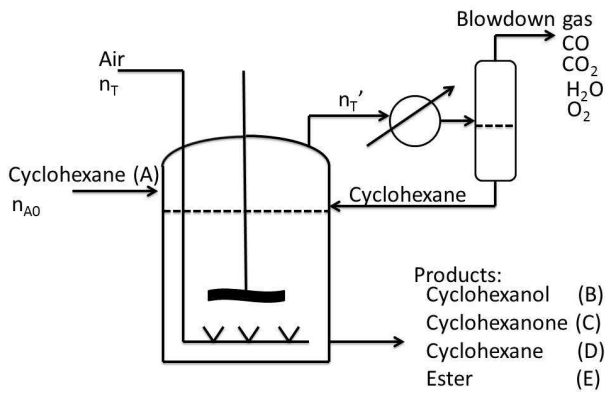
Significant industrial demand for K-A oil in recent years has stimulated various studies aiming to find milder, lower cost, and more environmentally friendly conditions; namely, to find greener and more efficient catalytic processes for the classic industrial method [11-15].

The aim of this research was to develop and solve the mathematical model of cyclohexane oxidation in single stirred tank reactor as a basis for further investigation in a series of reactors. The model was then simulated to study the effects of the gas-to-liquid molar-rate ratio (R_G), impeller speed (N_p), and space-time (θ) on the performance of the single reactor

2. Methods

Cyclohexane oxidation in a single reactor. The system studied in this paper is described in Figure 5. Cyclohexane in the form of liquid and air are introduced to the reactor which operate at 9.5 atm and 167 °C. The gas exiting the reactor is passed through condenser, where cyclohexane vapor condenses and is recycled back to the reactor. The other components such as CO, CO₂, water vapor, oxygen, and nitrogen exit in the blow-down gas stream.

The operating conditions of the reactor are shown in Table 1.


Figure 5. Cyclohexane Oxidation in Single Reactor
Table 1. Operating Condition and Parameter Values

	Values [unit]
Operating Conditions	
Pressure, P	9.5 atm
Temperature, T	167 °C
Reactor diameter, D	2 m
Impeller type	Disk Turbine
Impeller diameter, Da	0.667 m
Kinetic Parameters	
k_1	23 (cc/mol.sec)
$\alpha(k_2/k_1)$	0.2
$\beta(k_3/k_1)$	19
$\gamma(k_4/k_1)$	32.75
λ	0.6
σ	2.7
τ	14.57

Mathematical model. The mass balance equations which represented the balance for each component in the reaction system (cyclohexane, cyclohexanol, cyclohexanone, by-product, oxygen, water, CO, and CO₂) were developed. This resulted in the non linear algebraic equation system as follows:

$$1 - N_A = \frac{1}{G}(1 + \alpha)N_A \quad (1)$$

$$N_B = \frac{\lambda P_{H_2O}}{(1 + \lambda P_{H_2O})G}(N_A - \beta N_B) \quad (2)$$

$$N_C = \frac{1}{G}(\alpha N_A + \beta N_B - \gamma N_C) \quad (3)$$

$$\frac{P_{H_2O} 0.79 R_G}{[(P - P_A)(1 - \eta - \phi) - P_{H_2O}]} = \frac{1}{G} \left[\alpha N_A + \beta N_B + \gamma N_C + \frac{N_A - \beta N_B}{1 + \lambda P_{H_2O}} \right] \quad (4)$$

$$\eta = \frac{N_D [(P - P_A)(1 - \eta - \phi) - P_{H_2O}]}{0.79 R_G (P - P_A)} \quad (5)$$

$$\phi = \frac{\left(0.21 - \frac{K}{G R_G}\right)}{0.79(P - P_A)} \times [(P - P_A)(1 - \eta - \phi) - P_{H_2O}] \quad (6)$$

$$K = (0.5 + \alpha)N_A + 0.5\beta N_B + (x_1 - 1)\gamma N_C \quad (7)$$

$$G = \frac{K}{0.21 R_G} + \left(\frac{K \rho_L}{k_L a} + \frac{1}{k_1} \right) \frac{H e'}{\theta} \times \frac{0.79 P}{0.21 [(P - P_A)(1 - \eta - \phi) - P_{H_2O}]} \quad (8)$$

$$N_D = \frac{1}{G} \gamma N_C \quad (9)$$

$$N_E = \frac{1}{G} \frac{(N_A - \beta N_B)}{(1 + \lambda P_{H_2O})} \quad (10)$$

where:

N_A = Ratio of cyclohexane molar rate in the product stream to that of cyclohexane in the feed stream.

N_B = Ratio of cyclohexanol molar rate in the product stream to that of cyclohexane in the feed stream.

N_C = Ratio of cyclohexanone molar rate in the product stream to that of cyclohexane in the feed stream.

P_{H_2O} = Water partial pressure in the gas exiting the reactor.

P_A = Cyclohexane vapor pressure at the reactor temperature.

ϕ = Oxygen mole fraction in the blow down gas stream.

η = CO and CO₂ mole fraction in the blow down gas stream.

N_D = Ratio of byproducts molar rate in the product stream to that of cyclohexane in the feed stream.

N_E = Ratio of cyclohexanone molar rate in the product stream to that of cyclohexane in the feed stream

K and G are defined as follows:

$$K \equiv \frac{D}{k_1 n_{A0}} \quad (11)$$

$$G \equiv \frac{1}{[O_2]_L \theta k_1} \quad (12)$$

The mass transfer coefficient correlation used here is the Hickman equation [8]:

$$k_L a = 0.046 \left(\frac{P_g}{V} \right)^{0.54} V_s^{0.68} \quad (13)$$

where:

$$\frac{P_g}{V} = 706.3 N_p^{3.01} Q^{-0.45} \left(\frac{Da}{D} \right)^{5.38} \quad (14)$$

$k_L a$ = Liquid side mass transfer coefficient, sec⁻¹

P_g = Gassed power, Watt

N_p = Impeller speed, rps

Q = Volumetric gas flowrate, m³/sec

Da = Impeller diameter, m

D = Tank diameter, m

V = Liquid volume, m³

V_s = Gas superficial velocity, m/s

The data needed to solve the equations above are:

$$He' = \frac{He}{\rho_G} \quad (15)$$

$$P_A = 11.43 - 0.1826T + 0.00095T^2 \quad (16)$$

where:

He = Henry's constant for oxygen in cyclohexane

ρ_G = Gas density, mol/cm³

T = Temperature, °C

The overall performance of the oxidation such as conversion, selectivity and the alcohol-ketone ratio are calculated according to the following equations:

$$Conversion = \frac{n_{Ao} - N_A}{n_{Ao}} \quad (17)$$

$$Selectivity = \frac{N_B + N_E + N_C}{n_{Ao} - N_A} \quad (18)$$

$$Alcohol - Ketone \ Ratio = \frac{N_B + N_E}{N_C} \quad (19)$$

Solution Procedure. If the right sides of equations (1) to (10) are brought to the left side, then there are 10 equations with zero values ($f_i = 0$) and 10 variables that should be obtained (i.e. $N_A, N_B, N_C, P_{H2O}, \phi, \eta, K, G, N_D, N_E$).

This set of algebraic equations can be solved by considering equation (1) to (10) as the equalities constraints for the optimization problem with the following objective function:

$$Min_x [abs(f_4) + abs(f_7) + abs(f_9) + abs(f_{10})] \quad (20)$$

The above objective function was chosen because it contains all the variables that must be found.

The following inequalities constraints must be employed:

$$0 \leq N_A \leq 1 \quad (21)$$

$$0 \leq N_B \leq 1 \quad (22)$$

$$0 \leq N_C \leq 1 \quad (23)$$

$$0 \leq N_D \leq 1 \quad (24)$$

$$0 \leq N_E \leq 1 \quad (25)$$

Other inequalities constraints must be employed appropriately to obtain feasible solution (i.e. all the resulting variables are positive, real numerical values).

3. Results and Discussion

Figure 6 shows the effect of the gas-to-liquid molar-rate ratio (R_G) on the oxidation performance (conversion, selectivity, and alcohol-ketone ratio). The conversion and alcohol-ketone ratio increased with the gas-to-liquid molar-rate ratio, while the selectivity decreased. According to equations (13) and (14) the increase in the gas molar rate (Q) will increase the value of the liquid mass transfer coefficient, which will then enhance the dissolved oxygen concentration in the liquid phase.

The cyclohexanol-to-cyclohexanone ratio could also increase with higher dissolved oxygen concentration because of the faster by-product formation rate compared to that of cyclohexanone ($k_4 > k_2$) and ($k_4 > k_3$). This means that the oxidation of cyclohexanone is faster than its formation from cyclohexanol and cyclohexane. Despite that, the oxidation of cyclohexane into cyclohexanol was faster than into cyclohexanone ($k_1 > k_2$) and the equilibrium esterification with boric acid could shift the esterification toward the right when the cyclohexanol formed. The selectivity decreased because the higher oxygen concentration in the liquid phase favored the oxidation reaction of cyclohexanol into cyclohexanone and cyclohexanone into by-products. It also favored the CO and CO₂ formation in the oxidation reaction.

Figure 7 shows that the impeller speed increased the cyclohexane conversion but decreased the selectivity of cyclohexanol and cyclohexanol. The impeller speed could

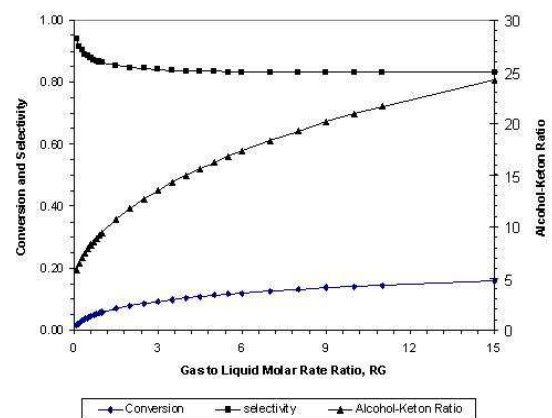


Figure 6. The Effect of R_G on the Oxidation Performance at Impeller Speed = 70 rpm, and $\theta=3600$ sec

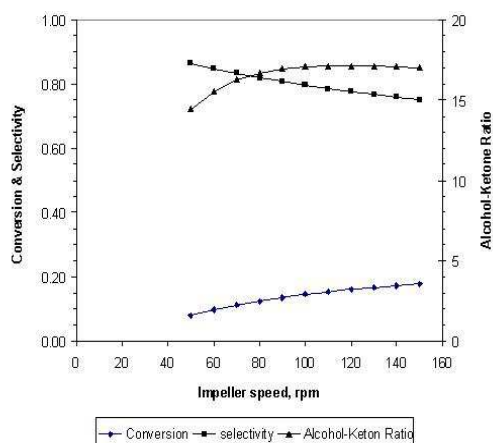


Figure 7. Effect of Impeller Speed, $R_G = 5$, and $\theta = 3600$ s.

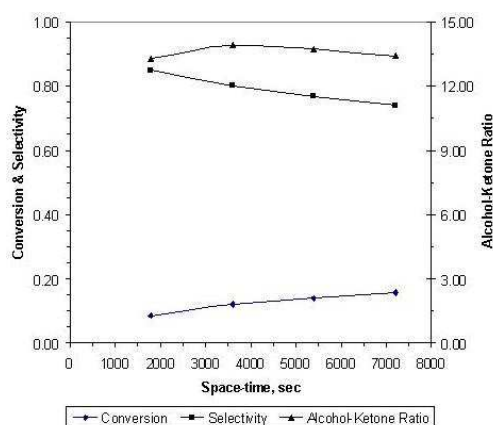


Figure 8. Effect of Space-Time at $R_G = 5$, and Impeller Speed = 100 rpm

could also increase the mass transfer coefficient, and the effects of this increase were the same as increasing the gas molar flow rate.

Figure 8 shows the effect of space-time on the conversion, selectivity and alcohol-to-ketone ratio. The conversion of cyclohexane increased as the space-time increased due to longer reaction time. However, this higher conversion could decrease the selectivity. The alcohol-to-ketone ratio was relatively constant with the increase of space-time.

4. Conclusions

The mathematical model of cyclohexane oxidation in a single stirred tank reactor has been developed and solved using constrained non-linear programming. This model allows further investigation of the effect of process operating condition on the performance of the reactor. The effect of the gas-to-liquid molar-rate ratio

(R_G), impeller speed (N_p) and space-time (θ) on the performance of the reactor (conversion, selectivity and alcohol-ketone ratio) are presented. The resulting model and solution procedure, which was derived for single reactor, can be readily extended for reactor train in series arrangement.

Acknowledgement

This work was supported by Hibah Fundamental DP2M DIKTI, Ministry of National Education, Indonesia, Contract No: 252/SP2H/PL/Dit. Litabmas/IV/2011. This support is gratefully acknowledged.

References

- [1] J. Alagy, P. Trambouze, H.V. Landeghem, Ind. Eng. Chem. Process Des. Develop. 13/4 (1974) 317.
- [2] A.K. Suresh, T. Sridhar, O.E. Potter, AIChE J. 34 (1988) 69.
- [3] P. Liu, L. Zou, H. Luo, Chinese J. Chem. Eng. 12/1 (2004) 49.
- [4] V. Govindan, A.K. Suresh, Ind. Eng. Chem. Res. 46/21 (2007) 6891.
- [5] R. Pohorecki, J. Baldyga, W. Moniuk, W. Podgorska, A. Zdrojowski, P.T. Wierzchowski, Chem. Eng. Sci. 56 (2001) 1285.
- [6] A. Bhattacharya, Chem. Eng. Process. 44 (2005) 567.
- [7] The Flixborough Disaster. Report of the Court Inquiry, Department of Employment, London, 1975, p.108. http://www.icheme.org/resources/safety_centre/publications/~media/Documents/icheme/Safety%20Centre/HSE%20reports/Flixborough.pdf.
- [8] G.B. Tatterson, Fluid Mixing and Gas Dispersion in Agitated Tanks, McGraw-Hill, New York, 1991, p.564.
- [9] M. Spielman, AIChE J. 10/4 (1964) 496.
- [10] D.G. Rao, R.S. Tirukkoyllur, Ind. Eng. Chem. Process. Des. Dev. 25 (1986) 299.
- [11] C. Shi, B. Zhu, M. Lin, J. Long, R. Wang, Catal. Today, 175/1 (2010) 398.
- [12] K.S. Anisia, A. Kumar, J. Mol. Catal. 271/1-2 (2007) 164.
- [13] W.A. Carvalho, P.B. Varaldo, M. Wallau, U. Schuchardt, Zeolites, 18 (1997) 408.
- [14] J. Hao, J. Wang, Q. Wang, Y. Yu, S. Cai, Appl. Catal. A: General, 368/1-2 (2009) 29.
- [15] B. Modén, B.-Z. Zhan, J. Dakka, J.G. Santiesteban, E. Iglesia, J. Catal. 239/2 (2006) 390.
- [16] J.-Y. Wang, F.-Y. Zhao, R.-J. Liu, Y.-Q. Hu, J. Mol. Catal. A: Chem. 279/2 (2008) 153.
- [17] K.S. Anisia, A. Kumar, Appl. Catal. 273/1-2 (2004) 193.