

BCREC

ISSN 1978-2993

Bulletin of Chemical Reaction Engineering & Catalysis

Volume 7, Number 2, Year 2012, December 2012

An Electronic International Journal. Available online at: <http://bcrec.undip.ac.id/>

Bull. Chem. React. Eng. Catal.	Vol. 7	No. 2	92— 171	Semarang December 2012	ISSN 1978 -2993
-----------------------------------	--------	-------	---------	---------------------------	--------------------



Published by:

Department of Chemical Engineering, Diponegoro University

Masyarakat Katalis Indonesia – Indonesian Catalyst Society
(MKICS)



EDITORIAL BOARD

EDITOR-IN-CHIEF:

Assoc. Prof. Dr. I. Istadi

Department of Chemical Engineering, Diponegoro University, Jln. Prof. Soedarto, Kampus UNDIP Tembalang, Semarang, Central Java, INDONESIA 50275; E-mail: istadi@undip.ac.id; (SCOPUS h-index: 8)

EDITORIAL MEMBER:

Prof. Dr. P. Purwanto, Department of Chemical Engineering, Diponegoro University, Jln. Prof. Soedarto, Kampus UNDIP Tembalang, Semarang, INDONESIA 50275; E-mail: purwanto@undip.ac.id

Dr. Didi Dwi Anggoro, Department of Chemical Engineering, Diponegoro University, Jln. Prof. Soedarto, Kampus UNDIP Tembalang, Semarang, INDONESIA 50275, E-mail: anggoro_phd@yahoo.com; (SCOPUS h-index: 3)

Dr. Mohammad Djaeni, Department of Chemical Engineering, Diponegoro University, Jln. Prof. Soedarto, Kampus UNDIP Tembalang, Semarang, Central Java, INDONESIA 50275, E-mail: mzaini98@yahoo.com; (SCOPUS h-index: 3)

MANAGING EDITOR FOR ASIA PACIFIC:

Prof. Dr. Y. H. Taufiq-Yap, Centre of Excellence for Catalysis Science and Technology, Faculty of Science, Universiti Putra Malaysia, 43400 UPM Serdang, Selangor, Malaysia, E-mail: yap@science.upm.edu.my, Malaysia; (SCOPUS h-index: 12)

MANAGING EDITOR FOR EUROPE:

Prof. Dr. Dmitry Yu. Murzin, Laboratory of Industrial Chemistry and Reaction Engineering, Abo Akademi University; Biskopsgatan 8 20500, Turku/Åbo, Finland, ph: + 358 2 215 4985 fax: + 358 2 215 4479, Finland; E-mail: dmurzin@abo.fi; (SCOPUS h-index: 32)

INTERNATIONAL ADVISORY EDITORIAL BOARDS

Prof. Dr. Mostafa Barigou

School of Chemical Engineering, University of Birmingham, Edgbaston, Birmingham B15 2TT, United Kingdom, Email: m.barigou@bham.ac.uk; (SCOPUS h-index: 16)

Prof. Dr. Raghunath V. Chaudhari

Center for Environmental Beneficial Catalysis, Department of Chemical and Petroleum Engineering, The University of Kansas, 1501 Wakarusa Dr., Building B-Room 112B, Lawrence, KS 66047-1803, USA, Email: rvc1948@ku.edu; (SCOPUS h-index: 25)

Dr. Satish Lakhapatri

Process Engineering Department, Siluria Technologies, San Francisco, California, USA, Email: satishlakhapatri@gmail.com; (SCOPUS h-index: 2)

Assoc. Prof. Dr. Sibudjing Kawi

Department of Chemical and Biochemical Engineering, National University of Singapore, Singapore, E-mail: chekawis@nus.edu.sg; (SCOPUS h-index: 26)

Prof. Dr. Ram Prasad

Department of Chemical Engineering and Technology, Institute of Technology, Banaras Hindu University, India, E-mail: [rprasad.che\[at\]itbhu.ac.in](mailto:rprasad.che[at]itbhu.ac.in)

Assoc. Prof. Dr. Subagio

Department of Chemical Engineering, Institut Teknologi Bandung, Jl. Ganesha 10, Bandung, Indonesia, E-mail: subagio@che.itb.ac.id

Prof. Dr. Abdullah M. Busyairi

Department of Chemical Engineering, Diponegoro University, Semarang, Indonesia, E-mail: abd_busairi@yahoo.com

Prof. Dr. Liu Yan

School of Chemical Engineering, Qinghai University, Xining, China, Email: liuyan_qhu@163.com

Dr. Yang Hong

Dalian Institute of Chemical Physics, Chinese Academy of Sciences, 457 Zhongshan Road, Dalian 116023, China; E-mail: yanghong@dicp.ac.cn

Prof. Dr. Nor Aishah Saidina Amin

Chemical Reaction Engineering Group (CREG), Faculty of Chemical and Natural Resources Engineering, Universiti Teknologi Malaysia, 81310 UTM Skudai, Johor, Malaysia, E-mail: profnorashah@yahoo.com; (SCOPUS h-index: 10)

Prof. Dr. Hadi Nur

Ibnu Sina Institute for Fundamental Science Studies, Universiti Teknologi Malaysia, 81310 UTM Skudai, Johor, Malaysia, E-mail: hadi@kimia.fs.utm.my; (SCOPUS h-index: 10)

Prof. Dr. Abdul Rahman Mohamed

School of Chemical Engineering, Universiti Sains Malaysia, 14300 Nibong Tebal, Pulau Penang, Malaysia; E-mail: chrahman@eng.usm.my; (SCOPUS h-index: 26)

Dr. Hery Haerudin

Research Center for Chemistry, Indonesian Institute of Sciences (PP Kimia – LIPI), Kawasan PUSPIPTEK, Tangerang, Banten, Indonesia; E-mail: h.haerudin@katalisis.org; h_haerudin@yahoo.com; (SCOPUS h-index: 1)

Dr. Oki Muraza

CENT & Department of Chemical Engineering, King Fahd University of Petroleum and Minerals (KFUPM), PO Box 5040 Dhahran 31261 KSA, Saudi Arabia, E-mail: omuraza@kfupm.edu.sa; (SCOPUS h-index: 4)

Dr. K. Kusmiyati

Department of Chemical Engineering, Department of Chemical Engineering, Muhammadiyah University of Surakarta, Pabelan, Surakarta, Indonesia, Telp/Fax: +62-271-717417, Indonesia; E-mail: rahmadini2009@yahoo.com; (SCOPUS h-index: 2)

Dr. Heru Susanto

Department of Chemical Engineering, Diponegoro University, Indonesia, E-mail: heru.susanto@undip.ac.id; (SCOPUS h-index: 9)



AIMS AND SCOPE

Bulletin of Chemical Reaction Engineering & Catalysis (ISSN 1978-2993), an electronic international journal, provides a forum for publishing the novel technology related to chemical reaction engineering and catalysis.

Scientific articles dealing with the following topics in chemical reaction engineering, catalysis engineering, catalyst characterization, novel innovation of chemical reactor, etc. are particularly welcome.

The journal encompasses original research articles, review articles, and short communications, including:

- fundamental of catalysis,
- fundamental of chemical reaction engineering,
- chemistry of catalyst and catalysis,
- applied chemical reaction engineering,
- applied catalysis,
- applied bio-catalysis,
- applied bio-reactor,
- membrane bio-reactor,
- chemical reactor design,
- catalyst regeneration,
- surface chemistry of catalyst,
- bio-catalysis;
- enzymatic catalytic reaction,
- industrial practice of catalyst, and
- industrial practice of chemical reactor engineering
- application of plasma technology in catalysis and chemical reactor

The manuscript articles should be submitted electronically in MS Word / Open Office file to Editorial Office through **Online Submission interface at: <http://ejournal.undip.ac.id/index.php/bcrec>**. Author must read the author guidelines before manuscript submission.

PUBLICATION INFORMATION

Bulletin of Chemical Reaction Engineering & Catalysis (ISSN 1978-2993)

Short journal title: ***Bull. Chem. React. Eng. Catal.***

For year 2013, 3 issues (Volume 7 - 8) are scheduled for publication.

Bulletin of Chemical Reaction Engineering & Catalysis (BCREC) is electronically published via journal website (<http://bcrec.undip.ac.id>). The BCREC journal has been indexed and abstracted by Elsevier products (SCOPUS, Engineering Village/Compendex, EnCompassLit, and EMBASE) since 2011. The journal has been distributed by **EBSCO Publishing (Academic Search Complete — <http://search.ebscohost.com>)** started from Volume 4 Number 1 Year 2009 to present. The BCREC journal is a CrossRef Member since 2012.

The BCREC journal is published by Department of Chemical Engineering, Diponegoro University, and *Masyarakat Katalis Indonesia*—Indonesian Catalyst Society (MKICS)

Commencement of publication: January 2006



INDEXING AND ABSTRACTING

Abstracting and Indexing Services of BCREC journal:

Bulletin of Chemical Reaction Engineering and Catalysis (ISSN 1978-2993) has been covered by following indexing services:

- CrossRef - (<http://www.crossref.org>)
- Index Copernicus - (<http://journals.indexcopernicus.com/masterlist.php?name=Master&litera=B&start=150&skok=30>)
- CABI Direct - (<http://www.cabdirect.org/>)
- SCOPUS - Elsevier (<http://www.info.scopus.com>)
- Compendex - Elsevier (<http://www.ei.org>)
- EnCompassLit - Elsevier (http://www.ei.org/encompasslit_pat)
- EMBASE - Elsevier (<http://www.info.embase.com>)
- Engineering Village - Elsevier (<http://www.ei.org>)
- REAXYS - Elsevier (<http://info.reaxys.com>)
- SCIRUS - for scientific information (<http://www.scirus.com/>)
- Chemical Abstract Services (<http://www.cas.org>), a division of American Chemical Society (ACS).
- EBSCOHOST Publishing - Academic Search R & D (<http://search.ebscohost.com>)
- EBSCOHOST Publishing - Academic Search Complete (<http://search.ebscohost.com>)
- Google Scholar (<http://scholar.google.com>)
- Undip Institutional Repository (<http://eprints.undip.ac.id>)
- Portal Garuda DIKTI (<http://garuda.dikti.go.id>)
- Directory of Open Access Journal (DOAJ) (<http://www.doaj.org>)
- UlrichsWeb Global Serial Directory (<http://ulrichsweb.serialssolutions.com>)
- OPEN J-GATE Open Access Journal Peer-Reviewed (<http://www.openj-gate.com/browse/ByJournal.aspx?alpha=B>)
- Academic Resources (<http://www.ourglocal.com/journal/?issn=19782993>)
- DMOZ Open Directory Project (<http://www.dmoz.org/Science/Chemistry/Publications/Journals/>)
- ResearchGATE - Scientific Network (<https://www.researchgate.net/application.index.html>)
- SOCOLAR, PR China (<http://www.socular.com>)

For detail please visit BCREC website: <http://bcrec.undip.ac.id>

Online Submission interface at: <http://ejournal.undip.ac.id/index.php/bcrec>



Available online at BCREC Website: <http://bcrec.undip.ac.id>

Bulletin of Chemical Reaction Engineering & Catalysis, 7 (2), 2012, iv

BCREC

PREFACE

BULLETIN OF CHEMICAL REACTION ENGINEERING & CATALYSIS (ISSN 1978-2993), Volume 7, Number 2, Year 2012 is an electronic international journal. The journal is a media for communicating all research activities in chemical reaction engineering and catalysis fields, and disseminating the novel technology and news related to chemical reaction engineering, catalyst engineering and science, bioreactor engineering, membrane reactor, and catalytic reactor engineering.

In this issue, effect of calcination temperature on the physic-chemical properties was presented with respect to some characterizations of the catalyst. In addition, synthesis and characterization as well as their relationship was studied. Effect of some preparation methods of catalyst and their relationship with catalyst performance and characterization was reported. The review on biodiesel-based heterogeneous catalyst for biodiesel production using homogeneous and heterogeneous catalysis was highlighted. In addition, the synthesized zinc oxide based acid catalyst was explored to be used in the heterogeneous biodiesel production by using the vegetable oils and methanol. Original research articles focusing on enzymatic hydrolysis was also highlighted targeted for production of glucose from cellulosic material. Beside that, development of an alternative process to obtain the industrially important benzyl aromatics by benzylation of aromatics using benzyl chloride was focused which catalysed by mesoporous solid acid catalysts including their characterization and analysis. Finally, the study on cationic copolymerization in one step takes place between carbon-carbon double-bond monomer styrene with cyclic monomer tetrahydrofuran. The reaction was initiated with maghnite-H⁺ an acid exchanged montmorillonite as acid solid eco-catalyst. The oxonium ion of tetrahydrofuran and carbonium ion of styrene propagated the reaction of copolymerization.

Currently, the BCREC journal is an open access electronic international journal. Readers can read and download any full-text articles for free of charge. However, Authors may pay some processing fees once their articles has been accepted, i.e. for subscription of Original Reprint Articles. Authors may also pay some fees for Original Reprint Articles with some eligible rates. The research articles submitted to the BCREC journal will be peer-reviewed by at least two reviewers. Accepted research articles will be available online following the journal peer-reviewing process as well as assigned to DOI number from CrossRef. Official language used in this journal is English.

Official website address of BCREC journal is: <http://bcrec.undip.ac.id>.

Editor would like to appreciate all researchers, academicians, industrial practitioners focused on chemical reaction engineering and catalysis to contribute to this online journal.

Assoc. Prof. Dr. I. Istadi (Editor-in-Chief)

*Chemical Reaction Engineering & Catalysis Group, Department
of Chemical Engineering, Diponegoro University
E-mail: bcrec@undip.ac.id*



TABLE OF CONTENTS

1. Editorial Board	(i)
2. Aims and Scope	(ii)
3. Indexing and Abstracting	(iii)
4. Preface	(iv)
5. Table of Contents	(v)
6. MoO ₃ /SiO ₂ -ZrO ₂ Catalyst: Effect of Calcination Temperature on Physico-chemical Properties and Activities in Nitration of Toluene (<i>Sunil M. Kemdeo</i>)	(92 - 104)
7. Synthesis and Characterization of Tin (IV) Tungstate Nanoparticles – A Solid Acid Catalyst (<i>M. Sadanandan, B. Raveendran</i>)	(105 - 111)
8. Effect of Preparation Methods on Al ₂ O ₃ Supported CuO-CeO ₂ -ZrO ₂ Catalysts for CO Oxidation (<i>G. Rattan, R. Prasad, R.C. Katyal</i>)	(112 - 123)
9. Carbon Dioxide Adsorption by Calcium Zirconate at Higher Temperature (<i>K.B. Kale, R.Y. Raskar, V.H. Rane, A.G. Gaikwad</i>)	(124 - 136)
10. Study of Enzymatic Hydrolysis of Dilute Acid Pretreated Coconut Husk (<i>R. Agustriyanto, A. Fatmawati, Y. Liasari</i>)	(137 - 141)
11. Solid Catalysts and Their Application in Biodiesel Production (<i>R. Mat, R. A. Samudin, M. Mohamed, A. Johari</i>)	(142 - 149)
12. Process Parameters Optimization of Potential SO ₄ ²⁻ /ZnO Acid Catalyst for Heterogeneous Transesterification of Vegetable Oil to Biodiesel (<i>I. Istadi, D. D. Anggoro, L. Buchori, I. Utami, R. Solikhah</i>)	(150 - 157)
13. Benzylation of Toluene over Iron Modified Mesoporous Ceria (<i>K.J.R. Philo, S. Sugunan</i>)	(158 - 164)
14. Copolymerization of Carbon-carbon Double-bond Monomer (Styrene) with Cyclic Monomer (Tetrahydrofuran) (<i>F. Sari, M. I. Ferrahi, M. Belbachir</i>)	(165 - 171)
15. Author Guidelines (2012 version)	(App. 1 - 3)
16. Copyright Transfer Agreement	(App. 4 - 5)
17. Authors Index	(App. 6)
18. Subjects Index	(App. 7)
19. Back Matter - Submission Information	

Research Article

Study of Enzymatic Hydrolysis of Dilute Acid Pretreated Coconut Husk

Rudy Agustriyanto ^{1*}), Akbarningrum Fatmawati¹, Yusnita Liasari²

¹Dept. of Chemical Engineering, Surabaya University, Jl. Raya Kalirungkut, Surabaya 60292, Indonesia

²Faculty of Technobiology, Surabaya University, Jl. Raya Kalirungkut, Surabaya 60292, Indonesia

Received: 28th September 2012; Revised: 2nd October 2012; Accepted: 4th October 2012

Abstract

Coconut husk is classified as complex lignocellulosic material that contains cellulose, hemicellulose, lignin, and some other extractive compounds. Cellulose from coconut husk can be used as fermentation substrate after enzymatic hydrolysis. In contrary, lignin content from the coconut husk will act as an inhibitor in this hydrolysis process. Therefore, a pretreatment process is needed to enhance the hydrolysis of cellulose. The objective of this research is to investigate the production of the glucose through dilute acid pretreatment and to obtain its optimum operating conditions. In this study, the pretreatment was done using dilute sulfuric acid in an autoclave reactor. The pretreatment condition were varied at 80°C, 100°C, 120°C and 0.9%, 1.2%, 1.5% for temperature and acid concentration respectively. The acid pretreated coconut husk was then hydrolyzed using commercial cellulase (*celluclast*) and β -glucosidase (Novozyme 188). The hydrolysis time was 72 hours and the operating conditions were varied at several temperature and pH. From the experimental results it can be concluded that the delignification temperature variation has greater influence than the acid concentration. The optimum operating condition was obtained at pH 4 and 50°C which was pretreated at 100°C using 1.5% acid concentration. © 2012 BCREC UNDIP. All rights reserved. (Selected Paper from International Conference on Chemical and Material Engineering (ICCME) 2012)

Keywords: Coconut; Enzyme; Hydrolysis; Lignocellulose

How to Cite: R. Agustriyanto, A. Fatmawati, Y. Liasari. (2012). Study of Enzymatic Hydrolysis of Dilute Acid Pretreated Coconut Husk. *Bulletin of Chemical Reaction Engineering & Catalysis*, 7(2): 137-141. (doi:10.9767/bcrec.7.2.4046.137-141).

Permalink/DOI: <http://dx.doi.org/10.9767/bcrec.7.2.4046.137-141>

1. Introduction

Lignocellulosic biomass is the most abundant renewable biomass on earth. This material consists of mainly cellulose, lignin, and hemicellulose. Cellulose and hemicellulose can be categorized as carbohydrate polymer. Carbohydrate polymer contains sugar units which is capable of being fermented into biohydrogen or other chemical. One

of the most obtainable lignocellulosic biomass in Indonesia is coconut husk.

Coconut husk contributes 35% weight in coconut. Coconut husk is characterized as light, elastic, and water resistant. The coconut husk is composed of lignin (45.4%), cellulose (43.44%), pectin (3%), hemicellulose (0.25%) and ash (2.22%) [1].

* Corresponding Author.

E-mail: rudy.agustriyanto@ubaya.ac.id (R. Agustriyanto)

Tel: +62-31-2981158

The production of fermentable sugars from lignocellulosic biomass is usually performed in two steps: (1) A pretreatment process in which the cellulose are made accessible for further conversion; and (2) Enzymatic hydrolysis to fermentable sugars using cellulose enzyme cocktails [2]. Most common pretreatment techniques include mechanical pretreatment (e.g. milling, ultrasonic), chemical pretreatment (e.g. liquid hot water, weak acid, strong acid, alkaline, organic solvent, oxidative delignification etc), combined chemical and mechanical pretreatment (steam explosion, ammonia fibre explosion etc), and biological pretreatment.

Various pretreatment techniques published were described in terms of their process mechanism, advantages and disadvantages, and economic assessment. The selection of pretreatment process depends on the aim of the pretreatment itself as different products are yielded, and with considering process cost and their impact on environment.

Dilute acid pretreatment is known as one of the most effective pretreatment methods for lignocellulosic biomass. Inorganic (mostly sulphuric) acids and organic acids (e.g. maleic acid, fumaric acid) can be used for dilute acid pretreatment.

This research investigates the production of the glucose solution through dilute acid pretreatment and enzymatic hydrolysis. Dilute acid pretreatment on coconut husk will support enzymatic hydrolysis process and enhance sugar production. The optimum operating conditions for overall process will also be determined.

2. Materials and Methods

2.1. Coconut Husk

The coconut husk used in the experiment was obtained from the nearest market. It was sun dried for about 1 day. The sun dried husk had length of 10-35 mm and diameter of 0.1-0.3 mm. In order to obtain better hydrolysis product, it was crushed using disk-milled FFC 23A (Shan Dong Ji Mo Disk Mill Machinery; 5800 rpm; 3 kW) and screened to achieve smaller size (70 mesh).

2.2. Pretreatment

After screened, the coconut husk was treated using dilute sulfuric acid solution. About 75 gr of coconut husk was soaked in 1 liter of 0.9%, 1.2%, and 1.5% sulfuric acid solution. The mixture was then heated in an autoclave reactor for 60 minutes. The temperature of reactor was varied at 80 °C,

100 °C, and 120 °C. After one hour, the coconut husk was filtered and neutralized using NaOH solution. All the data reported are the average of two replications.

2.3. Enzymatic Hydrolysis

Enzymatic hydrolysis was done by using the commercial endoglucanase enzyme (celluclast) and β -glucosidase enzyme (novozyme 188). The enzyme loading used was 15 FPU/g cellulose. The celluclast to novozyme 188 ratio was 2 FPU/CBU. The hydrolysis conditions was maintained at 40, 50, 60° C and pH of 3, 4, 5 using Na-citrate buffer. About 2 grams of the pretreated husk was mixed with 50 ml enzyme mixture containing Na-citrate buffer. The final mixture was then shaken in an incubator shaker at the speed of 90 rpm for 72 hours. The enzymatic reaction is then terminated by heating at 100 °C for 5 minutes. The filtration was then performed using the filter paper. The reducing sugar content in the filtrate was then analyzed.

2.4. Analytical Method

Content of cellulose, hemicellulose, and lignin in the coconut husk were analyzed by using the Chesson method [3]. The sugar concentration of the hydrolysis product was analyzed by using DNS method [4].

3. Results and Discussion

3.1. Pretreatment

The delignification process affected cellulose yield significantly at higher temperature. The important results of delignification process were summarized in Figure 1 and Figure 2. Figure 1 and Figure 2 show that at using of 0.9% acid concentration, the higher the temperature of the process, the lower cellulose yield but the higher lignin yield was obtained. This might be caused by the increasing rate of cellulose hydrolysis reaction as side reaction. Meanwhile, the delignification process was stopped or saturated at 120 °C. The reason of this probably was the low selectivity of delignification at 120 °C. This could happen because of the longer retention time to reach 120 °C [5]. The decreased cellulose yield could also happen because the acid favored the hydrolysis reaction better than delignification reaction. The hydrolysis reaction was accelerated by the increasing temperature [6].

On the other hand, at 1.2 % acid concentration, the cellulose yield increased with temperature. The lignin temperature profile showed minimum yield at 100 °C. The probable cause of this was the

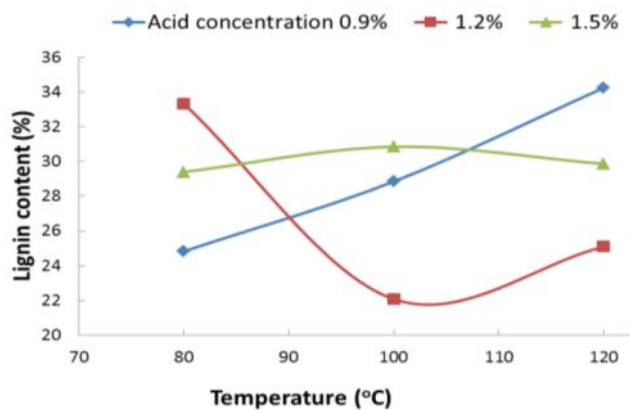


Figure 1. Lignin content in various delignification Temperature and H₂SO₄ concentration

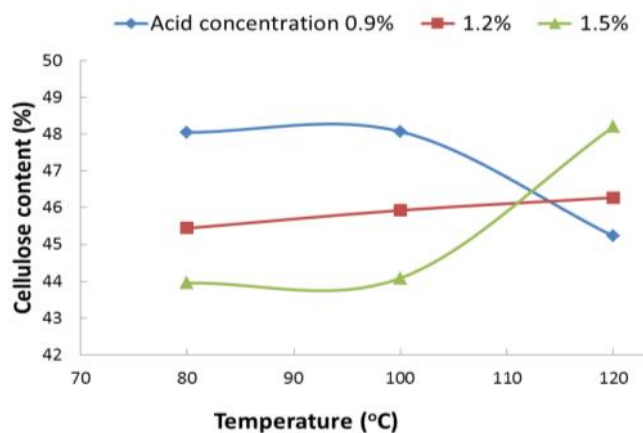


Figure 2. Cellulose content in various delignification temperature and H₂SO₄ concentration

increased hemicellulose degradation or cellulose hydrolysis [5].

At 1.5 % acid concentration, the higher temperature the higher cellulose yield could be obtained. The lignin yield at the varied temperature did not show significant change. This was probably because of slow delignification reaction, lignin condensation, or decomposition of other materials in coconut husk. The hydrolysis reaction in pretreatment can produce toxic by product. Those products can be in the form of furfural and hydroxymethyl-furfural [3].

3.2. Influences of Delignification Temperature and Acid Concentration in Enzymatic Hydrolysis

Firstly, hydrolysis process is performed on the same operating conditions at pH 4 and 50°C for 3 days (72 hours). This is done in order to find the best operating conditions of delignification process. The sugar concentration produced is presented in Figure 3-5.

The enzymatic hydrolysis was also done on the untreated coconut husk. The reducing sugar produced was 0.171 g / L. From Figure 3 it can be seen that the acid pretreatment affected the hydrolysis reaction. Among the other pretreated husk hydrolysates, the sugar concentration produced from the untreated husk was the lowest. It is shown that the lignin inhibited the coconut husk hydrolysis.

From Figure 3 it can be seen that at 80 °C the highest sugar concentration could be obtained at acid concentration of 1.2 %. The delignification at 120 °C produced the highest hydrolysate sugar concentration at 1.5 % H₂SO₄. The delignification at 100 °C also produced the highest hydrolysate sugar at 1.5 % acid concentration. The latter was the most optimum conditions of delignification process for enzymatic hydrolysis process

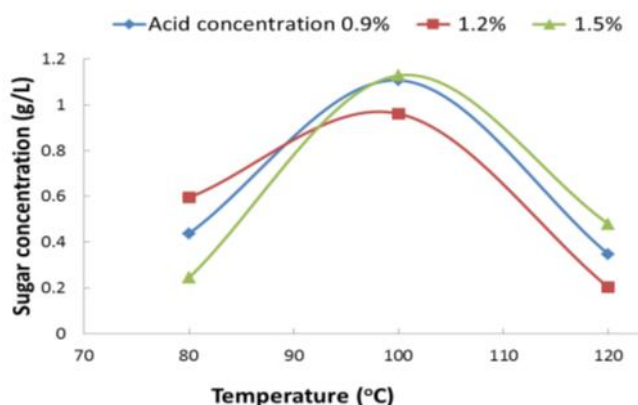


Figure 3. Delignification temperature vs sugar concentration

Based on Figure 3, the sugar concentration produced increased at 100 °C and decreased at 120 °C. This may occur for several reasons. Among other conditions, the temperature of 80 °C gave the lowest result. It may be caused by the high lignin content which could inhibit the enzyme activity. At high temperature lignin could decompose into aromatic compounds which inhibited cellulase enzyme activity [7]. There was a possibility that there were a lot of inhibitors present at this temperature.

The sugar results obtained from pretreated coconut husk at 100 °C is more than the other delignification temperature variations. The possibilities that could happen were at 100 °C cellulose degraded hence the surface area that contacted with the enzymes became larger. The lignin and hemicellulose were eliminated in these conditions, as well as the product due to side reactions which could inhibit the enzymatic hydrolysis rate, not in significant amounts.

The best pretreatment conditions that could produce the highest hydrolysate sugar concentration was the acid concentration of 1.5% H₂SO₄ and temperature of 100 °C. It can be concluded that the high sugar yield was not only affected by the high levels of cellulose in the coconut husk, but also influenced by the lignin content and byproducts (aromatic compounds, polyaromatic, phenolics, and aldehydes), that could inhibit the rate of enzymatic cellulose hydrolysis. At the pretreatment condition of 1.5 % acid concentration and 100°C, there was possibility that the rate of cellulose hydrolysis, delignification, and hemicellulose dissolution in the pretreatment process were almost equivalent. This resulted in high cellulose content in the coconut fiber with fewer amount of inhibitors.

3.3. Temperature and Initial pH Influence of Enzymatic Hydrolysis

Enzymatic cellulose hydrolysis is the degradation of cellulose to glucose [7]. The enzymatic reaction is very sensitive to changes in temperature and environment pH. Optimum pH and temperature of the enzyme is a condition in which its catalytic activity is maximum [8]. The best result of delignification process was selected to be hydrolyzed at various pH and temperature. The purpose of this step is to determine the optimum enzymatic hydrolysis condition. The experiments were conducted at temperature of 40 °C, 50 °C, and 60 °C and pH of 3, 4, and 5. Figure 4 shows the sugar concentration produced by enzymatic hydrolysis of pretreated coconut husk at 50 °C with various pH.

Figure 4 show that the result of enzymatic hydrolysis at 50 °C has optimum pH of 4-5. This is caused by the enzyme equilibrium charge which gives that the optimum enzyme catalysis. The enzymes that are polypeptides (proteins) consisted of amino acid groups, which are positively charged (+) and negative (-). The equilibrium between the charged (isoelectric point) will lead to protein precipitation so that the enzyme activity is reduced. Each enzyme protein has a different equilibrium point. Enzyme will tend to charge positively or negatively on the state of the acid-base state, thereby changing the structure of the enzyme and its activity is reduced or even become inactive. Thus, the level of acidity (pH) can affect the activity of the enzyme degrades substrate [7].

Based on the literature, cellulase enzyme produced from *Aspergillus niger* has a optimum pH in range 4.6 to 6 [9]. While the composition of cellulase enzymes by *Trichoderma reesei* produced tends to produce cellulase near pH 4 [7]. From these, the possibility of optimum pH for enzymes

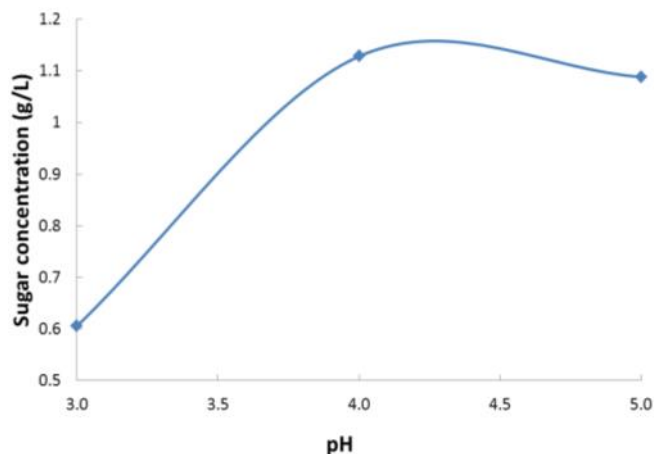


Figure 4. Sugar concentration at various pH hydrolysis

used in these experiments is around pH 4-5. This supports the results of our experiments, where the pH optimum for the enzymatic hydrolysis process is at pH 4. The results of these experiments are presented in Figure 5.

The increased of hydrolysis temperature caused the enzyme denaturation. Most enzymes will begin to denature at temperatures 45-50 °C [10]. However, some enzymes are very resistant to high temperatures, especially enzymes derived from thermophilic organisms. From our result, it was likely that the enzyme used was a thermophilic enzyme. It can be shown by the high concentration of sugar produced in the temperature variation of 50 °C and 60 °C. The experimental results showed that the optimum operating conditions of coconut husk enzymatic hydrolysis are at pH 4 and 50 °C. In general it could be concluded that the pH and temperature affect significantly the results of enzymatic hydrolysis.

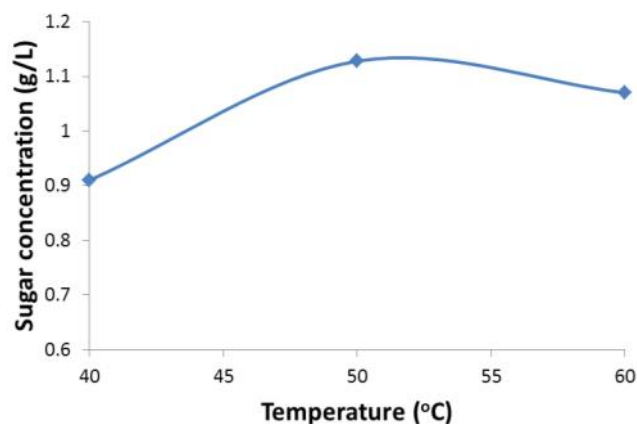


Figure 5. Sugar concentration at various hydrolysis temperature

4. Conclusion

From the results we can conclude few things. First, the acid pretreatment of coconut husk at various temperature and acid concentration causes significant changes in the levels of cellulose, lignin, and hemicellulose. The delignification temperature variations exerted greater influence than the acid concentration. The pH and temperature of enzymatic hydrolysis using celluclast and Novozyme 188 have significant influence to the sugar concentration produced. The best operating conditions for acid pretreatment was at 100 °C and 1.5% (w/v) H₂SO₄. This conclusion was based on the sugar concentration obtained. The optimum enzymatic coconut husk hydrolysis was at 50 °C and pH 4. The highest hydrolysate sugar concentration obtained in this study was 1.128 g/L.

Acknowledgements

The authors would like to acknowledge Surabaya University which had facilitated our research work and to Maria Angelina Hasan and Raissa Monica for their support in laboratory.

References

- [1] Rajan, A., Senan, R.C., Pavithran, C., Abraham, T.E. (2005). Biosoftening of Coir Fiber using Selected Microorganisms. *Bioprocess Biosystem Engineering*, 28: 165-173.
- [2] Harmsen P. F. H., Huijgen W. J., Bermudez L. M., Bakker R. R. C. 2010. Literature Review of Physical and Chemical Pretreatment Processes for Lignocellulosic Biomass. *Technical Report*, Energy Research Centre of The Netherlands. 10-013.
- [3] Datta R. (1981). Acidogenic Fermentation of Lignocellulose-Acid. *Biotechnology and Bioengineering*, 23 : 2167-2170.
- [4] Miller, G.L. (1959). Use of Dinitrosalicylic Acid Reagent for Determination of Reducing Sugar. *Analytical Chemistry*, 31 : 426-428.
- [5] Sjöström E., (1998). *Kimia Kayu Dasar-Dasar dan Penggunaan*. Gadjah Mada University Press.
- [6] Zulfansyah, Susanto Herri. (1998). Pembuatan Pulp dari Tandan Kosong Sawir dengan Proses Asetat. In *Proceeding : Fundamental dan Aplikasi Teknik Kimia*.
- [7] Sukadarti S., Kholisoh S. D., Prasetyo H., Santoso W. P., Mursini T. (2010). Produksi Gula Reduksi dari Sabut Kelapa Menggunakan Jamur *Trichoderma reesei*. In *Proceeding: Pengembangan Teknologi Kimia untuk Pengolahan Sumber Daya Alam Indonesia* ISSN 1693 – 4393, Yogyakarta.
- [8] Perry, R.H., D.W. Green (1997). *Perry's Chemical Engineers' Handbook*, 7th edition. McGraw-Hill, New York.
- [9] Held, Paul. Enzymatic Digestion of Polysaccharides: Optimization of Polymer Digestion and Glucose Production in Microplates. *Biofuel Research*.
- [10] James M. Lee, (1992). *Biochemical Engineering*. Prentice-Hall. Inc, New Jersey