



PROCEEDINGS BOOK

*Sustainable Technology and Innovation:
Opportunities and Challenges*



InCITE Secretariat
Faculty of Engineering
Universitas Surabaya
Jl. Raya Kalirungut
Surabaya 60293
INDONESIA

Phone +62 31 298 1150
Fax. +62 31 298 1151

E-mail incite@unit.ubaya.ac.id
Website incite.ubaya.ac.id



INTERNATIONAL CONFERENCE ON
INFORMATICS, TECHNOLOGY AND
ENGINEERING 2017

EDITORS:

Prof. Joniarto Parung, Ph.D.
Prof. Willy Susilo, Ph.D.
Asst. Prof. Nemuel Daniel Pah, Ph.D.

PUBLISHER:

LPPM UNIVERSITAS SURABAYA

ISBN:

978-602-73416-8-5

Faculty of Engineering - Universitas Surabaya



PROCEEDING BOOK OF INTERNATIONAL CONFERENCE
ON INFORMATICS, TECHNOLOGY AND ENGINEERING 2017

*Sustainable Technology and Innovation:
Opportunities and Challenges*

A collaborative activity jointly organised by:



INTERNATIONAL CONFERENCE ON INFORMATICS,
TECHNOLOGY AND ENGINEERING 2017

24-25 AUGUST 2017

PROCEEDINGS BOOK

*Sustainable Technology
and Innovation:
Opportunities and
Challenges*

EDITORS:

Prof. Joniarto Parung, Ph.D.
Prof. Willy Susilo, Ph.D.
Asst. Prof. Nemuel Daniel Pah, Ph.D.

PUBLISHER:

LPPM UNIVERSITAS SURABAYA

Faculty of Engineering - Universitas Surabaya

A collaborative activity jointly organised by:



NTUST



UNIVERSITY
OF WOLLONGONG
AUSTRALIA



INTERNATIONAL CONFERENCE ON INFORMATICS,
TECHNOLOGY AND ENGINEERING 2017

24-25 AUGUST 2017

PROCEEDINGS BOOK

***Sustainable Technology
and Innovation:
Opportunities and
Challenges***

Venue:

Discovery Kartika Plaza Hotel

Jl. Kartika Plaza

Kuta, Bali 80361

Phone +62 361 751 067

Fax. +62 361 754 585

www.discoverykartikaplaza.com

Publisher:

LPPM Universitas Surabaya

Gedung Perpustakaan Lt. 4

Universitas Surabaya

Jalan Raya Kalirungkut,

Surabaya - Indonesia 60297

www.lppm.ubaya.ac.id

PREFACE

WELCOME NOTE FROM INCITE 2017 ORGANIZING COMMITTEE CHAIRMAN

Rector of University of Surabaya: Prof. Dr. Joniarto Parung,
Dean of Faculty of Engineering, University of Surabaya: Dr. Amelia Santoso,
Honorary Keynote Speakers: Prof. Dr. Suksun Horpibulsuk, Prof. Dr. Nai-Wei Lo, Prof. Dr. Mats Rönnelid, and Prof. Dr. Willy Susilo,
Fellow Participants, Distinguished Guests, Ladies and Gentlemen:

First of all, welcome to Bali, Indonesia, and welcome to the first International Conference on Informatics, Technology and Engineering (InCITE) 2017!

It is still vivid in my memory, one and a half year ago, when some colleagues and officials of our Faculty of Engineering discussed the possibility of organizing an international event, to substitute national seminars that some of our study programs held annually or bi-annually. The call for an international event is a necessity given 30 years of Faculty of Engineering's existence, and the dawn of University of Surabaya's Silver Anniversary next year. Such a level of maturity prompts us to contribute more to a larger scale. An international event will have greater exposure to international community, and consequently greater impact to us all.

The following process, however, was far from easy. We were inexperienced, but we were faithful to our mission. It took us some time until we were able to formulate the conference theme, found prominent scholars in the selected theme, and negotiated with them. We are very grateful that all four speakers whom we approached are here with us today, to deliver their insights on opportunities and challenges in sustainable technology and innovation. Let's give our big hands to them!

Sessions beyond those with our invited speakers will deliver four sub-themes, namely: *sustainable design & innovation*, *sustainable manufacturing & processes*, *sustainable energy & earth resources*, and *the role of IT in sustainable enterprise*. We are glad to inform you that our conference has attracted 67 papers from the first round of acceptance. After careful selection by a panel that consists of high-profile international reviewers around the world, we passed 50 papers. We are thankful to our international reviewers who worked very hard providing feedback to the submitted papers. We are indebted to such great service that they have given.

I sincerely hope that the exchange of knowledge throughout this event, be it from within the substance of academic papers or during the conference time, will enhance our professional network and benefit us in the long run. Thank you to all our speakers, reviewers, participants, and most of all my committee members who have been hand-in-hand with me in this long journey! You all have made our dream come true!

We hope you will have a wonderful conference and memorable stay in Bali thisweek. We are looking forward to seeing you again in the next two years!

Assoc. Prof. Eric Wibisono, Ph.D.

CONFERENCE ORGANIZER

The conference organisers would like to thank the following names who will serve as the:

SCIENTIFIC COMMITTEE

Assoc. Prof. Azharul Karim, Ph.D. (Queensland University of Technology, AUSTRALIA)
Prof. Dinesh Kant Kumar, Ph.D. (Royal Melbourne Institute of Technology, AUSTRALIA)
Prof. Willy Susilo, Ph.D. (University of Wollongong, AUSTRALIA)
Assoc. Prof. Yassierli, Ph.D. (Institut Teknologi Bandung, INDONESIA)
Prof. Ali Altway, Ph.D. (Institut Teknologi Sepuluh Nopember, INDONESIA)
Prof. Dr-Ing. I Made Londen Batan (Institut Teknologi Sepuluh Nopember, INDONESIA)
Assoc. Prof. Setiyo Gunawan, Ph.D. (Institut Teknologi Sepuluh Nopember, INDONESIA)
Prof. Renanto Handogo, Ph.D. (Institut Teknologi Sepuluh Nopember, INDONESIA)
Prof. Mauridhi Hery Purnomo, Ph.D. (Institut Teknologi Sepuluh Nopember, INDONESIA)
Prof. Nur Iriawan, Ph.D. (Institut Teknologi Sepuluh Nopember, INDONESIA)
Prof. I Nyoman Pujawan, Ph.D. (Institut Teknologi Sepuluh Nopember, INDONESIA)
Asst. Prof. Budi Hartono, Ph.D. (Universitas Gadjah Mada, INDONESIA)
Asst. Prof. Hanung Adi Nugroho, Ph.D. (Universitas Gadjah Mada, INDONESIA)
Asst. Prof. Dr.rer.nat. Lanny Sapei (Universitas Surabaya, INDONESIA)
Asst. Prof. Nemuel Daniel Pah, Ph.D. (Universitas Surabaya, INDONESIA)
Prof. Joniarto Parung, Ph.D. (Universitas Surabaya, INDONESIA)
Prof. Lieke Riadi, Ph.D. (Universitas Surabaya, INDONESIA)
Prof. Katsuhiko Takahashi, Ph.D. (Hiroshima University, JAPAN)
Asst. Prof. Dr.Eng. Wahyudiono (Nagoya University, JAPAN)
Prof. Anton Satria Prabuwono, Ph.D. (King Abdulaziz University, KINGDOM OF SAUDI ARABIA)
Assoc. Prof. Oki Muraza, Ph.D. (King Fahd University of Petroleum & Minerals, KINGDOM OF SAUDI ARABIA)
Assoc. Prof. Azizi Abdullah, Ph.D. (Universiti Kebangsaan Malaysia, MALAYSIA)
Assoc. Prof. Siti Norul Huda Sheikh Abdullah, Ph.D. (Universiti Kebangsaan Malaysia, MALAYSIA)
Assoc. Prof. Md. Jan Nordin, Ph.D. (Universiti Kebangsaan Malaysia, MALAYSIA)
Assoc. Prof. Mohammad Faizul Nasrudin, Ph.D. (Universiti Kebangsaan Malaysia, MALAYSIA)
Assoc. Prof. Rosmadi Fauzi, Ph.D. (University of Malaya, MALAYSIA)
Assoc. Prof. Md. Nasir Sulaiman, Ph.D. (Universiti Putra Malaysia, MALAYSIA)
Prof. Ravindra S. Goonetilleke, Ph.D. (Hong Kong University of Science & Technology, PRC)
Assoc. Prof. Tan Kay Chuan, Ph.D. (National University of Singapore, SINGAPORE)
Asst. Prof. Aldy Gunawan, Ph.D. (Singapore Management University, SINGAPORE)
Asst. Prof. Hendry Raharjo, Ph.D. (Chalmers University of Technology, SWEDEN)
Assoc. Prof. Waree Kongprawechnon, Ph.D. (Sirindhorn International Institute of Technology, THAILAND)
Asst. Prof. Itthisek Nilkhamhang, Ph.D. (Sirindhorn International Institute of Technology, THAILAND)
Assoc. Prof. Vatanavongs Ratanavaraha, Ph.D. (Suranaree University of Technology, THAILAND)
Assoc. Prof. Yupaporn Ruksakulpiwat, Ph.D. (Suranaree University of Technology, THAILAND)
Assoc. Prof. Peerapong Uthansakul, Ph.D. (Suranaree University of Technology, THAILAND)

CONFERENCE ORGANIZER

STEERING COMMITTEE

- Chair : Assoc. Prof. Markus Hartono, Ph.D., CHFP
- Honorary Members : Prof. Suksun Horpibulsuk, Ph.D.
Prof. Nai-Wei Lo, Ph.D.
Prof. Mats Rönnelid, Ph.D.
Prof. Willy Susilo, Ph.D.
- Members : Assoc. Prof. Amelia Santoso, Ph.D.
Asst. Prof. Djuwari, Ph.D.
Mr. Agung Prayitno
Assoc. Prof. Emma Savitri, Ph.D.
Assoc. Prof. Budi Hartanto, Ph.D.
Mr. Sunardi Tjandra
Asst. Prof. Nemuel Daniel Pah, Ph.D.
Assoc. Prof. Elieser Tarigan, Ph.D.
Assoc. Prof. Jaya Suteja, Ph.D.
Asst. Prof. Dr.rer.nat. Lanny Sapei
Prof. Joniarto Parung, Ph.D.
Assoc. Prof. Hudiyo Firmanto, Ph.D.
Assoc. Prof. Restu Kartiko Widi, Ph.D.

ORGANIZING COMMITTEE

- Chair : Assoc. Prof. Eric Wibisono, Ph.D.
- Secretary : Assoc. Prof. Rudy Agustriyanto, Ph.D.
- Treasurers : Ms. Dhiani Tresna Absari
Ms. Arum Soesanti
- Secretariat : Mr. Rahman Dwi Wahyudi
Ms. Yuana Elly Agustin
Ms. Akbarningrum Fatmawati
Ms. Yenny Sari
Mr. Njoto Benarkah

Table of Content

Preface	i
Conference Organizer	ii
Table Of Content	iv
A. Sustainable Design Innovation	
Loyalty Program for Local Tourism in Kediri Residency <i>M Meisa, I Hapsari, M A Hadiyat</i>	A-1
Affective Design Identification on Development of Batik Convection Product <i>H Prastawa, R Purwaningsih</i>	A-8
Estimating Life Cycle Cost for a Product Family Design: The Challenges <i>T J Suteja, A Karim, P K D V Yarlagadda, C Yan</i>	A-14
Reinterpretation of Pracimayasa interior in Pura Mangkunegaran Surakarta in Global Era <i>Sunarmi, Sudardi B, Sukerta P M, Pitana T S</i>	A-21
An Integrative Fuzzy Kansei Engineering and Kano Model for Logistic Service <i>M Hartono, T K Chuan, D N Prayogo, A Santoso</i>	A-28
The Impact of Expatriates Directors on The Indonesian Company's Performance <i>I M Ronyastra</i>	A-35
Survival Analysis for Customer Satisfaction: A Case Study <i>M A Hadiyat, R D Wahyudi, Y Sari</i>	A-41
Pattern Analysis of Frand Case in Taiwan, China and Indonesia <i>A H Kusumo, C-F Chi, R S Dewi</i>	A-47
Outdoor Altitude Stabilization of QuadRotor based on Type-2 Fuzzy and Fuzzy PID <i>H Wicaksono, Y G Yusuf, C Kristanto, L Haryanto</i>	A-54
Investigating The Role of Fuzzy as Confirmatory Tool for Service Quality Assesment (Case study: Comparison of Fuzzy Servqual and Servqual in Hotel Service Evaluation) <i>R D Wahyudi</i>	A-61

B. Sustainable Manufacturing Processes

Closed Loop Simulation of Decentralized Control using RGA for Uncertain Binary Distillation Column

R Agustriyanto, J Zhang B-1

An Efficiency Improvement in Warehouse Operation using Simulation Analysis

N Samattapapong..... B-7

A Simulation Method for Productivity Improvement Case study: Car Anti-Vibration Part Manufacturing Process

N Samattapapong..... B-13

A Service Queue Improvement by using Simulation Technique: Case Study in Suranaree University of Technology Hospital

N Samattapapong..... B-20

Modeling of The Minimum Variable Blank Holder Force Based on Forming Limit Diagram (FLD) in Deep Drawing Process

S Candra, I M L Batan, W Berata, A S Pramono B-26

Single-Tier City Logistics Model for Single Product

N I Saragih, S N Bahagia, Suprayogi, I Syabri..... B-32

Inventory Model Optimization for Supplier-Manufacturer-Retailer System with Rework and Waste Disposal

A R Dwicahyani, E Kholisoh, W A Jauhari, C N Rosyidi, P W Laksono..... B-39

A Periodic Review Integrated Inventory Model with Controllable Setup Cost, Imperfect Items, and Inspection Errors under Service Level Constraint

R S Saga, W A Jauhari, P W Laksono..... B-46

A Joint Economic Lot-Sizing Problem with Fuzzy Demand, Defective Items and Environmental Impacts

W A Jauhari, P W Laksono B-53

Development of Coordination System Model on Single-Supplier Multi-Buyer for Multi-Item Supply Chain with Probabilistic Demand

G Olivia, A Santoso, D N Prayogo B-60

Using Genetic Algorithm to Determine The Optimal Order Quantities for Multi-Item Multi-Period under Warehouse Capacity Constraints in Kitchenware Manufacturing

D Saraswati, D K Sari, V Johan B-66

Evaluation and Improvement The Performance of The Production Floor to Increasing Production Result with Simulation Approach (Case Study PT.B)

R Fitriana, P Moengin, F N Ontario B-74

Transition Guidance from ISO 9001:2008 to ISO 9001:2015 for an Organization to Upgrade Its Quality Management System to Become more Resilient and Sustainable

Y Sari, E Wibisono, R D Wahyudi, Y Lio B-81

Improving Delivery Routes Using Combined Heuristic and Optimization in a Consumer Goods Distribution Company

E Wibisono, A Santoso, M A Sunaryo B-88

The Effect of Different Concentrations of Tween-20 Combined with Rice Husk Silica on the Stability of o/w Emulsion: A Kinetic Study

L Sapei, I G Y H Sandy, I M K D Saputra, M Ray B-96

C. Sustainable Energy & Earth Resources

Effects of Glass Scraps Powder and Glass Fibre on Mechanical Properties of Polyester Composites

K Sonsakul, W Boongsood C-1

Phenol Hydroxylation on Al-Fe modified-Bentonite: Effect of Fe Loading, Temperature and Reaction Time

R K Widi, A Budhyantoro, A Christianto C-8

Equilibrium Study for Ternary Mixtures of Biodiesel

S Dongsri, T Sookkumnerd, A Wongkoblaph and A Nuchitprasittichai C-15

Galena and Association Mineral at Cidolog Area, Cidolog Distric, Sukabumi Regenct, West Java Province, Indonesia

H S Purwanto, Suharsono C-22

Identification, Measurement, and Assessment of Water Cycle of Unhusked Rice Agricultural Phases, case study at Tangerang paddy field, Indonesia

N Hartono, Laurence, H Putra J C-30

Performance test of a grid-tied PV system to power a split air conditioner system in Surabaya

E Tarigan C-36

Recycled asphalt pavement–fly ash geopolymer as a sustainable stabilized pavement material^{*)}

S Hopibulsuk, M Hoy, P Witchayaphong, R Rachan, A Arulrajah C-42

Controlled-Release Fertilizer Based on Cellulose Encapsulation <i>Savitri E, and AdiartoT</i>	C-53
Bioethanol Production from Whey Yogurt by Kluyveromyces lactis <i>YE Agustin, A Fatmawati, R Amalia</i>	C-60
Hydrolysis of alkaline pretreated banana peel <i>A Fatmawati, K Y Gunawan and F A Hadiwijaya</i>	C-64
D. The Role of IT in Sustainable Enterprise	
Food and Feeding Time Remainder System to Support the Fulfilment of Nutritional Standards for Infants <i>N Sevani, C M Budijanto</i>	D-1
Computer vision system for egg volume prediction using backpropagation neural network <i>J Siswanto, M Y Hilman and M Wideasri</i>	D-7
MobKas, Decision Tools for Purchasing Used Vehicle <i>S Limanto and Andre</i>	D-13
Enhancing government employees performance and behaviour using e-Kinerja <i>D Prasetyo and R Bisma</i>	D-19
Development of Ubaya Tracer Study Website <i>D T Absari, S Limanto, A Cynthia</i>	D-27
Online Orchid Sales for Dimas Orchid, Trawas, Mojokerto <i>Njoto Benarkah, Adrian Djitro, Yoan Nursari Simanjuntak, and Oeke Yunita</i>	D-33
A Multi-hop Relay Path Selection Algorithm Considering Path Channel Quality and Coordinating with Bandwidth Allocation <i>Yuan-Cheng Lai, Riyanto Jayadi, and Jing-Neng Lai</i>	D-39
Leaf App: Leaf Recognition with Deep Convolutional Neural Networks <i>Tri Luhur Indayanti Sugata, Chuan-Kai Yang</i>	D-46
The Development of 3D Virtual Museum to Raise Indonesian Young People's Awareness of Endangered Animals in Indonesia <i>N M Angga, O Citrowinoto and Hariyanto</i>	D-52

Computer vision system for egg volume prediction using backpropagation neural network

JSiswanto, M Y Hilman and M Widiari

Department of Informatics Engineering, Faculty of Engineering, Universitas Surabaya
Jl. Kali Rungkut, Surabaya, 60293, Indonesia

E-mail: joko_siswanto@staff.ubaya.ac.id

Abstract. Volume is one of considered aspects in egg sorting process. A rapid and accurate volume measurement method is needed to develop an egg sorting system. Computer vision system (CVS) provides a promising solution for volume measurement problem. Artificial neural network (ANN) has been used to predict the volume of egg in several CVSs. However, volume prediction from ANN could have less accuracy due to inappropriate input features or inappropriate ANN structure. This paper proposes a CVS for predicting the volume of egg using ANN. The CVS acquired an image of egg from top view and then processed the image to extract its 1D and 2D size features. The features were used as input for ANN in predicting the volume of egg. The experiment results show that the proposed CVS can predict the volume of egg with a good accuracy and less computation time.

1. Introduction

Indonesia is one of the top egg producing countries in the world. According to a data from Directorate General of Livestock, Ministry of Agriculture, Republic of Indonesia, Indonesia produced egg at about 1.43 billion kilograms in 2016 (http://www.pertanian.go.id/ap_pages/mod/datanak). The huge egg production should be followed by a rapid sorting system. Egg sorting is a process to classify egg based on internal and external qualities. There are several aspects used for assessing the quality of egg. Amongst the aspects is volume [1].

The using of computer vision system (CVS) is an appropriate solution for measuring the volume of egg. Several CVSs have been proposed for measuring the volume of egg, including 2D CVS and 3D CVS [2]. Although 3D CVS has a high accuracy, as proposed by Siswanto, et al. [3], this system requires a high computational cost, due to the number of processed image. Soltani, et al. [1] have proposed a 2D CVS to predict the volume of egg based on pappus theorem and artificial neural network (ANN). The best prediction was achieved by using ANN with 28 neurons in hidden layer. In predicting the volume of egg using ANN, Soltani, et al. [1] used two features, the major and minor diameters of egg, as the input of ANN. By using only these two features, ANN may produce inaccurate prediction. This is because two eggs with same major and minor diameters but have different cross section area, may have different volume. Gonzalez, et al. [4] have proposed a 2D CVS to estimate the mass and volume of passion fruit using ANN combined with Principal Component Analysis (PCA) and Linear Discriminant Analysis (LDA). Color, texture, size, and shape were used to define a model for estimating mass and volume. Although the system used many features and used combination of LDA, PCA, and ANN to estimate volume, the system achieved only 73% in terms of the correlation

coefficient, with a typical error of 31.58% for testing data. This result could be caused the proposed CVS used inappropriate input features or inappropriate ANN structure in volume estimation.

ANN is a nonlinear model that mimics the biological nervous system. It has been widely used to solve various classification and prediction problems[5]. The performance of ANN is strongly related with input features and its structure[6]. One dimensional and 2D sizes of egg, including length, width, area, and perimeter, are strongly related to the volume of egg. In addition, 1D and 2D sizes of egg can be easily extracted from the image of egg. Therefore, there is a need to investigate the using of 1D and 2D sizes as input features for ANN in predicting the volume of egg. Furthermore the appropriate structure of ANN in predicting the volume of egg also needs to be investigated. This paper aims to propose a 2D CVS for predicting the volume of egg using ANN based on 1D and 2D sizes extracted from the image of egg. The rest of the paper is organized as follow. Section 2 explains the detail of proposed CVS. Section 3 describes samples and method used in validation. The experimental results and discussion are provided in Section 4. Conclusion is drawn in Section 5.

2. Proposed computer vision system

The proposed CVS acquired the image of measured egg one by one. The image was then processed to produce a binary image. Several features were extracted from the binary image, including length, width, area, and perimeter. The features were used as the input of ANN to predict the volume of egg. The system consisted of hardware and software, designed to facilitate all steps in egg volume prediction. The following subsections describe the detail of hardware and software for the proposed CVS.

2.1. Hardware

The hardware consisted of a camera, illumination sources, a computer, a multi USB adapter, a USB extender cable and a container box. Figure 1 shows the configuration of the proposed CVS hardware. The camera was used to acquire the image of measured egg. The proposed CVS employed Logitech® HD Webcam c270h. Two LED lamps were used as illumination sources. The camera and the lamps were connected to the multi USB adapter which connected to the computer using the USB extender cable. An Intel® Core™ i3 3217U Processor with Windows 7 Ultimate 64 bit operating system and 4 GB RAM was used in the proposed CVS. The camera, the lamps, and the measured eggs were contained in the container box.

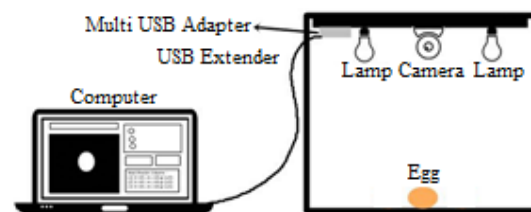


Figure 1. The configuration the proposed CVS hardware.

2.2. Software

The software was developed to control the camera, to process the acquired image, and to predict the volume of measured eggs. It consisted of several steps including image acquisition, pre-processing, segmentation, features extraction, and volume prediction. The software was implemented using C# in Visual Studio 2010 IDE and library Emgu CV 2.3.10, a cross platform .Net wrapper to the OpenCV image processing library. The following subsections explain the steps of the software.

2.2.1. Image acquisition. To predict the volume of measured egg, the proposed CVS used an image as input either from the camera or from a file. The camera captured the image of measured egg from top view in a black background. The background was chosen to make the segmentation step can be easily

performed. The image was acquired in RGB (Red Green Blue) color space. The dimension of the image was 640×480 pixels with resolution 96 dpi in both vertical and horizontal directions. During image acquisition, the measured egg was located in the bottom of container box, in any position and any orientation as long as the whole of egg can be captured. The system also had facility for saving the image to a JPEG file. The file would be used for training neural network or could be used to predict the volume of egg containing in the image. The examples of acquired image can be seen in Figure 2 (a).




Figure 2. The examples of (a) acquired image, (b) pre-processing result, and (c) segmentation result.

2.2.2. Pre-processing. In this step, the acquired image was firstly converted to a grayscale image. The intensity of a pixel in the grayscale image was obtained from the R, G, and B intensities of the pixel in the RGB image [7]. A 5×5 Gaussian filter was then applied to the grayscale image to increase the quality of image by means of noise reducing [8]. The examples of pre-processing result can be seen in Figure 2 (b).

2.2.3. Segmentation. Segmentation aims to separate object from its background in the grayscale image. The proposed CVS employed automatic thresholding to perform segmentation. A threshold value T was automatically determined using a simple iteration, as explained in Gonzalez and Woods [8]. The result of this step is a binary image. Any pixel in the grayscale image with grey level value greater than T was transformed into white pixel in the binary image, and any pixel in the grayscale image with grey level value less than or equal T was transformed into black pixel in the binary image. The examples of segmentation result can be seen in Figure 2 (c).

2.2.4. Features extraction. Several features were extracted from the binary image. The proposed CVS used 1D and 2D sizes of egg which are strongly related to the volume of egg, to predict volume. The features consisted of length, width, area, and perimeter. Length was defined as the longest distance between two pixels in the boundary of egg. The line between these pixels was considered as major axis. Width was defined as the longest distance between two pixels in the boundary of egg in perpendicular direction to major axis [9]. Area and perimeter were defined as area and perimeter of egg in binary image. By this definition, area and perimeter were measured by counting the number of white pixels in binary image and by counting the number of white pixel in the boundary of egg, respectively [10]. Figure 3 shows the illustration of length, width, area, and perimeter measurements.

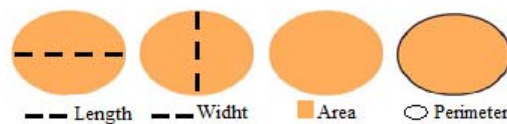


Figure 3. The illustration of length, width, area, and perimeter measurements

2.2.5. Volume prediction. The proposed CVS employed an ANN to predict the volume of egg. The structure of ANN consisted of three layers, which are an input layer, a hidden layer, and an output layer. The input layer had four neurons, which correspond to four features extracted from egg image. The output layer had a neuron, which corresponds to the volume of egg. The number of neuron in the hidden layer was determined empirically from two neurons until seven neurons in an experiment, such

that the best structure of neural network is obtained. Mean square error and correlation coefficient between the predicted output and the actual output of ANN were used as criteria to choose the best structure. Figure 4 shows the structure of ANN used to predict the volume of egg.




Figure 4. The structure of ANN used to predict the volume of egg.

Sigmoid functions were used as transfer functions both from the input layer to the hidden layer and from the hidden layer to the output layer. The ANN was trained using backpropagation algorithm with momentum [11]. All input and output variables were normalized to interval [-1,1] before training and testing phases. This normalization aims to reduce the bias in the model and to speed up the training process [12]. To predict the volume of egg, the predicted output of ANN was transformed to original scale using the invers of transformation used in normalization.

3. Validation

To validate the proposed CVS, an experiment has been performed using 80 samples of egg. The samples were chosen randomly from traditional market in Surabaya Indonesia. To train the ANN, the samples were separated into two sets, one for training set and the rest for testing set. The ratio between training set and testing set was 70:30. The actual volume for every egg was measured using water displacement method for training the ANN and validation process. Once ANN was trained, the volume of each sample was predicted using the proposed CVS. To assess the accuracy of the proposed CVS, the predicted volume and the actual volume of every sample were compared using absolute relative error (ARE). Let V_A and V_P be the actual and predicted volumes of every sample, respectively, then ARE was calculated using equation (1).

$$ARE = \frac{|V_P - V_A|}{V_A} \times 100\% \quad (1)$$

4. Result and discussion

The experiment result show that the best structure of neural network was achieved using three neurons in the hidden layer. By using this structure, the mean square error and correlation coefficient of neural network were 2.3338 and 0.9738 for all samples, respectively. This result shows that the predicted volume of egg is very close and has a strong linear correlation to the actual volume. Therefore, the proposed CVS used the neural network with four neurons in input layer, three neurons in hidden layer, and one neuron in output layer to predict the volume of egg. The correlation between the predicted volume and the actual volume of egg is depicted in Figure 5.

The predicted and actual volumes for all samples are summarized in Table 1. As can be seen in Table 1, mean, standard deviation, minimum, and maximum of predicted volume were close to mean, standard deviation, minimum, and maximum of actual volume. The proposed CVS produced mean ARE of 2.2078 %, for all samples. This result shows that the proposed CVS has a good accuracy in predicting the volume of egg. There were six samples (7.5%) with ARE more than 5%. This could be caused the samples had darker shell color than the other samples. The darker shell color would be caused some pixels near the boundary of egg recognized as background in segmentation process. To

overcome this drawback, a local segmentation, as proposed by [13], can be applied to replace automatic thresholding. For comparison, the volume of each sample was also measured using volume prediction method proposed by Soltani, et al. [1] and obtained mean square error of 26.1226, correlation coefficient of 0.7281, and mean ARE of 3.5016%. This comparison results show that the proposed method archives better performance than volume prediction method proposed by Soltani, et al. [1].

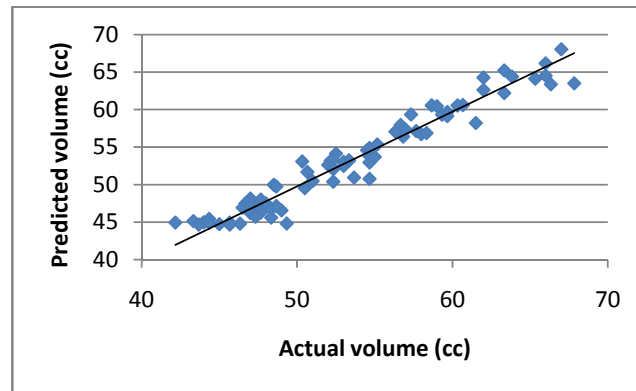


Figure 5. The correlation between the actual volume and the predicted volume of egg for all samples.

Table 1. The summary of volume prediction for all samples.

	Num. of samples	Mean	Std. dev.	Min	Max
Predicted volume (cc)	80	53.0833	6.6110	44.6720	68.0608
Actual volume (cc)	80	53.2979	6.6672	42.1667	67.8333
ARE (%)	80	2.2078	1.8381	0.0013	9.1478

Furthermore, the paired *t*-test was performed to show that the mean of predicted volume and actual volume are not significantly different. The test was used because the two volume data come from same sample. The test was performed using a significance level of 0.05 with the hypothesis $H_0 : \mu_1 = \mu_2$ vs. $H_1 : \mu_1 \neq \mu_2$. Where μ_1 and μ_2 are the mean of predicted volume and actual volume, respectively. The result of the paired *t*-test is shown in Table 2. It can be seen in Table 2, the paired *t*-test resulted *p* value of 0.2109. This *p* value is less than the significant level 0.05. Therefore, H_0 would be rejected at the level of 0.05 and it can be inferred that the mean of predicted volume and actual volume are not significantly different.

From computation time point of view, the proposed CVS needed 2.636 s for training phase with 56 (70%) training samples. To predicting the volume of egg, the computing time of the system was only 0.0156 s per sample on average. This result shows that the proposed CVS can be applied to perform volume measurement for egg sorting in real time production quality inspection.

Table 2. The result of paired *t*-test.

Paired differences		t	df	p value
Mean	Std. dev.			
-0.2147	1.5221	-1.2614	79	0.2109

5. Conclusion

In this paper, a computer vision system for egg volume prediction using artificial neural network is proposed. The system consisted of hardware and software used for image acquisition, image processing, and volume prediction. The image of measured egg was captured from top view and was then processed to extract the features of measured egg, including length, width, area, and perimeter. The features were inputted to neural network for predicting the volume. The experiment result shows that, the proposed system achieved absolute relative error of 2.2078 % on average compared to the actual volume. Furthermore, the predicted volume had a good linear correlation with the actual volume with correlation coefficient of 0.9738. The result of statistical analysis shows that the means of the predicted volume and the actual volume were not significantly different. For feature research, the proposed system can be extended to measure the volume of other food stuffs such as lemon, orange, and tomato. However, additional features used for predicting the volume might be needed to increase the accuracy.

References

- [1] M Soltani, M Omid, and R Alimardani 2015 Egg volume prediction using machine vision technique based on pappus theorem and artificial neural network *Journal of Food Science and Technology* **52**3065
- [2] G P Moreda, J Ortiz-Cañavate, F J García-Ramos, and M Ruiz-Altisent 2009 Non-destructive technologies for fruit and vegetable size determination – A review *Journal of Food Engineering* **92**119
- [3] J Siswanto, A S Prabuwo, and A Abdullah 2014 Volume measurement algorithm for food product with irregular shape using computer vision based on monte carlo method *Journal of ICT Research and Applications* **8**1
- [4] J P B Gonzalez, F A P Ortiz, and C P P Rodriguez 2017 Mass and volume estimation of passion fruit using digital images *IEEE Latin America Transactions* **15** 275
- [5] J Siswanto, A S Prabuwo, A Abdullah, and B Idrus 2016 A linear model based on kalman filter for improving neural network classification performance *Expert Systems with Applications* **49**112
- [6] A Cui, H Xu, and P Jia 2009 Anti-germ performance prediction for detergents based on elman network on small data sets *Advanced Data Mining and Applications: 5th International Conference, ADMA, Beijing, China Proceedings* eds R Huang, Q Yang, J Pei, J Gama, X Meng, and X Li (Berlin, Heidelberg: Springer) pp 79-90
- [7] G Bradski and A Kaehler 2008 *Learning OpenCV: Computer Vision with the OpenCV Library* (Sebastopol, CA: O'Reilly Media, Inc.)
- [8] R C Gonzalez and R E Woods 2002 *Digital Image Processing* (New Jersey: Prentice Hall)
- [9] P Yimyan, T Chalidabhongse, P Sirisomboon, and S Boonmung 2005 Physical properties analysis of mango using computer vision *Proc. ICCAS*
- [10] C Zheng and D-W 2008 Sun3 - object measurement methods *Computer Vision Technology for Food Quality Evaluation* ed S. Da-Wen (Amsterdam: Academic Press) pp 57-80
- [11] E Alpaydin 2010 *Introduction to machine learning* (Cambridge, Massachusetts: MIT Press)
- [12] K L Priddy and P E Keller 2005 *Artificial Neural Networks: An Introduction* (Bellingham, Washington: SPIE Press)
- [13] J Siswanto, A S Prabuwo, A Abdullah, and B Idrus 2015 Automatic image segmentation using sobel operator and k-means clustering: A case study in volume measurement system for food products *Proc. International Conference on Science in Information Technology (ICSITech)* p 13