

## Employee Assistance Program as the Supporting System of Quality of Work Life to Cope with Occupational Stress

L. Verina Halim Secapramana, Satryo Anggoro, V. Heru Hariyanto  
Master of Professional Psychology Education Program  
Faculty of Psychology, University of Surabaya  
verina@staff.ubaya.ac.id

### Abstract

Increasing productivity has always been an important issue in the context of management. Efforts in this direction are often demands that cause occupational stress, so that a counterproductive situation may occur. Quality of Work Life (QWL) is one of the hot issues that arise to neutralize stressful conditions by creating a more comfortable and more humane working climate. The Employee Assistance Program (EAP) as an intervention can be expected to function as a supporting system. The assessment was conducted for 67 employees. The questionnaire, interview, FGD, and SWOT analysis methods are used in all three stages, the pre-assessment stage, the assessment stage, and the intervention stage. From the Occupational Inventory Stress-Revised (Osipow, 1998), there are four most significant stressor areas and personal resources that are underutilized in managing stressors. The intervention program is directed at curative and preventive services through the EAP design.

**Keywords:** Employee Assistance Program (EAP), Quality of Work Life (QWL), Occupational stress, supporting system

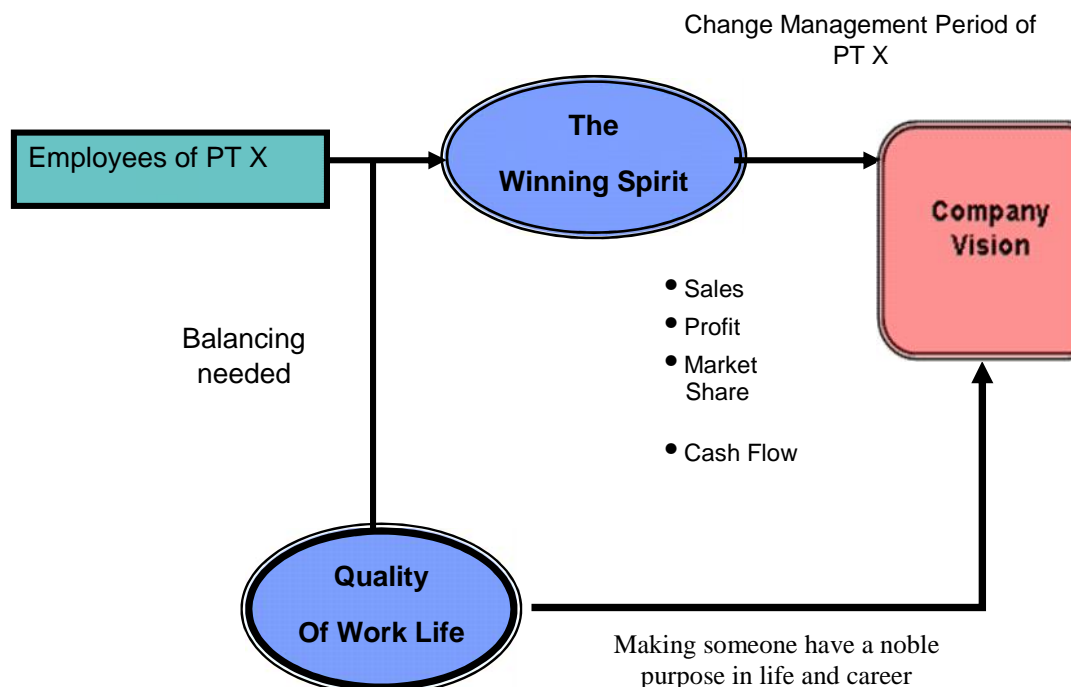
Received 5 November 2019/Accepted 15 May 2020 ©JEHCP All rights reserved

### Introduction

Thought to increase productivity through human resources first appeared in the early 19th century through the Scientific Management Theory by F.W. Taylor (Taylor, 1974). Since then various studies have been conducted to study human behavior in work contexts and ways to increase their job satisfaction. Quality of work life discusses all resources in the organization aimed at meeting employee job satisfaction and increasing organizational effectiveness. This concept has a variety of different meanings depending on the perspective of each person. Some people see it as a concept of democracy in the industrial world, while others see it as an increase in the psychological aspects of work to increase productivity. A more comprehensive view then concludes that QWL is a change from the overall

organizational climate by humanizing the world of work, individualization of the organization and the development of structural and managerial systems (Shodhganga, 2016).

Simultaneously with the expansion of the concept, various ideas emerged regarding aspects of the QWL. Basically, this concept covers aspects of a safe work environment, guarantees of occupational health, reasonable working time, and a fair and appropriate income. In this study the concept of the European Foundation for the Improvement of Living and Working Conditions is used (EWON, 2002), which states that there are 5 (five) aspects related to quality of work life namely health and well-being, job security, job satisfaction, competency development, and work and non-work life balance (Rethinam & Ismail, 2008). The application of the QWL concept is also a good indicator to attract attention and nurture its employees (Kanten & Sadullah, 2012). Companies will be seen as able to provide a decent work environment through a quality work life program offered. PT X is currently implementing a change program in order to support the performance of its employees to achieve the company's vision, as shown in the chart below.



Source: Presentation by the Directors of PT. X at the company's annual meeting on April 14 2014 at Utami Hotel - Juanda.

Chart 1. Change Process of PT X.

The company realized that its success will be largely determined by the quality of its employees as assets that need to be maintained and managed continuously. Employees who are able to work optimally will have good quality performance and bring it to success. Personal success in the employee does not only apply to himself but will also have an impact on organizational success (Ng, 2005 in Li & Yeo, 2012). According to Hassan et al.,(2017) QWL for staff at Malaysian automotive industry has a positive, large and significance relationship with employee loyalty.

The demand to have optimal performance can lead to psychological demands on employees. These demands increase psychological pressure which can reduce the ability of employees to control their conditions and abilities (Karasek & Theorell, 1990). The decrease in self-control will further impact on employee productivity. This condition is known as the occupational stress. Demands basically refer to psychological pressure, both quantitatively as time and speed in completing tasks, and qualitatively, for example conflicts between various contradictory demands. The stressor itself can come from various sources, such as from the environment, work, or from yourself.

The following research will measure the QWL conditions and occupational stress in the company, and then offer EAP as a supporting system to apply the Quality of Work Life concept in PT X. Since the condition is uniquely happened in the company, so the EAP designed is also a tailor made program.

## **Method**

This research uses the Action Research approach. Arnold, Cooper, and Robertson (2004, referring to Lewin, 1946) used the term action research to describe research in which researchers and research subjects jointly participated. Action research is intended not only to solve problems faced by research subjects, but also to increase knowledge about the topic being studied. This approach is a "learning by doing" approach that allows a person or group to identify problems, take actions related to problem solving and see the extent of the success of these actions (O'Brien, 1998).

### *Participants*

Research participants are 67 employees from the executive level to the management level at the head office.

### *Design*

This research was carried out through three stages, namely pre-assessment, assessment, and intervention. The pre-assessment stage is carried out by filling out a questionnaire to get an overview of the QWL conditions in the company. At the assessment stage interviews and Focused Group Discussion methods are carried out to explore the findings in the pre-assessment. This FGD was carried out by presenting several employees at each level of position to discuss with the guide questions given by researchers. Interview and FGD data will be processed to see the internal and external conditions of employees related to the dimensions mentioned above, Internal (strengths & weaknesses) and External (opportunities & threats) and processed into a SWOT Matrix that will produce several strategic choices.

### *Questionnaires*

Data to obtain overview of occupational stress using the adaptation questionnaire instrument from the Occupational Stress Inventory-Revised/OSI\_R (Osipow, 1998). The data is supplemented with data from the stressor instrument to identify areas that still need attention and what stressors play a role in influencing employees. Data will be processed through statistical tests to see areas of stressors that still need attention.

The next data collection is through the Occupational Stress Inventory-Revised/OSI\_R instrument (Osipow, 1998). The Occupational Stress inventory is a brief measurement of three dimensions: stress related to employees, psychological tension, and sources of resolution. The three dimensions are Occupational Roles Questionnaire (ORQ), Personal Strain Questionnaire (PSQ), and Personal Resources Questionnaire (PRQ). On the ORQ and PSQ dimensions, the higher the value indicates the more significant stress related to employees, and psychological tension felt by employees. On the PRQ scale, the higher the value the more it indicates that a person has developed his personal quality in dealing with stress.

Table 1  
OSI-R aspects and measured by each aspect

Scale/Aspek	What Each Scale Measures
<b>Occupational Roles Questionnaire (ORQ)</b>	
Role Overload	Job demands, resources, and the ability to complete tasks
Role Insufficiency	Suitability between employee and ability, the need for recognition, boredom
Role Ambiguity	Awareness of one's expectations
Role Boundary	The level of conflict between loyalty and priority in the work environment
Role Responsibility	Feelings of responsibility for the welfare and performance of others
Physical Environment	Exposure to stress due to work environment (e.g., sound heat, light)
<b>Personal Strain Questionnaire (PSQ)</b>	
Vocational Strain	Attitudes towards employment, problems in the quality / quantity of work
Psychological Strain	Having psychological problems
Interpersonal Strain	The degree of interruption in interpersonal relations
Physical Strain	Symptoms of physical pain and concern about health
<b>Personal Resources Questionnaire (PRQ)</b>	
Recreation	Level of involvement in leisure activities
Self-Care	Self-participation in reduces stress habits
Social Support	The feeling of having social support and help from others
Rational/Cognitive Coping	Knowledge and use of cognitive techniques to deal with stress

Table 2  
*Validity and Reliability*

Occupational Roles Questionnaire (ORQ)		
	Reliability Index	Validity Range
Role Overload	0,586	0.139 - 0.566
Role Insufficiency	0.606	0.132 - 0.586
Role Ambiguity	0.792	0.123 - 0.791
Role Boundary	0.542	0.247 - 0.430
Role Responsibility	0.554	0.169 - 0.462
Physical Environment	0.765	0.397 - 0.656

Personal Strain Questionnaire (PSQ)		
	Reliability Index	Validity Range
Vocational Strain	0.637	0.472
Psychological Strain	0.710	0.115 - 0.718
Interpersonal Strain	0.506	0.149 - 0.515
Physical Strain	0.669	0.295 - 0.593

Personal Resorces Questionnaire (PRO)		
	Reliability Index	Validity Range
Recreation	0.582	0.123 - 0.576
Self Care	0.532	0.222 - 0.373
Social Support	0.825	0.501 - 0.724
Rational/Cognitive Coping	0.717	0.174 - 0.647

An overview of the research stages can be seen through the chart below.

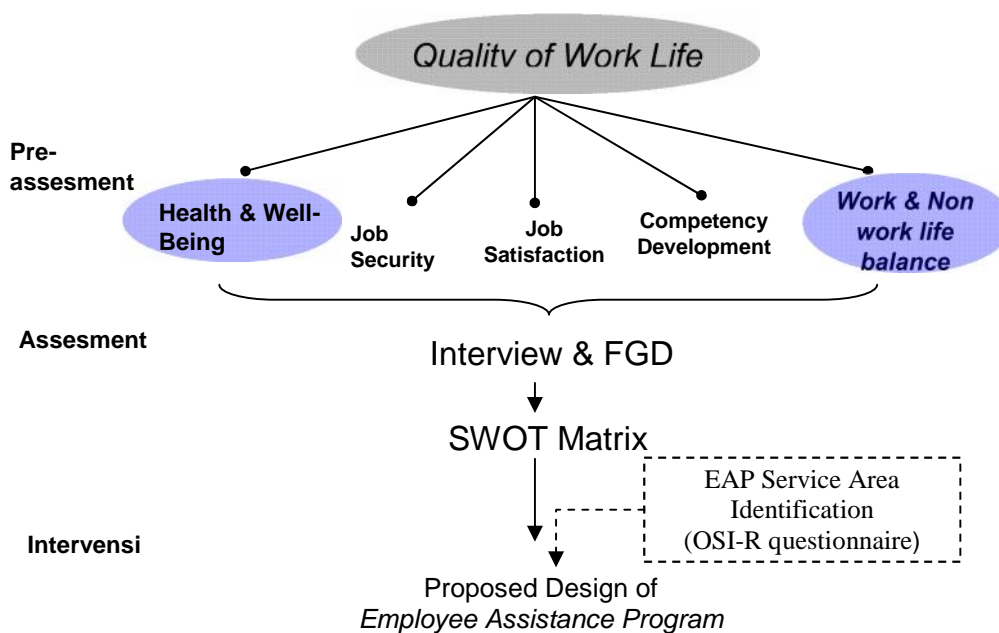


Chart 2. Research Stages

## Result

### *Pre-assessment Stage*

The pre-assessment results show that there are three dimensions that require attention. From the results below, it can be seen that there are 3 dimensions which are classified as not good (total value <70), namely the dimensions of Health & Well Being, the Job Satisfaction dimension, and the Work & Non-work Life Balance dimension. These results indicate that the need for a healthy and prosperous environment, job satisfaction and balance between work and outside employees are not met in the company

Table 3

*Pre-assessment QWL category results per dimension on the employees of PT. X*

	Health & Well Being		Job Security		Job Satisfaction		Competency Development		Work & Non-work Life Balance	
	Frequency	%	Frqc	%	Frqc	%	Frqc	%	Frqc	%
Very High	15	13.04	31	26.96	24	20.87	93	80.87	23	20
High	33	28.7	47	40.87	18	15.65	16	13.91	18	15.65
Moderate	29	25.22	32	27.83	29	25.22	2	1.74	32	27.83
Low	25	21.74	1	0.87	25	21.74	3	2.61	19	16.52
Very Low	13	11.3	4	3.48	19	16.52	1	0.87	23	20
Total	115	100	115	100	115	100	115	100	115	100
Total QWL Value per Dimension	62.08696		77.3913		60.52174		94.26087		59.82609	

Based on discussions with PT. X, the agreed aspects for intervention are on the dimensions of Health & Well-being and Work & Non-Work Life Balance. The consideration is that the Job Satisfaction dimension has to do with aspects of salary and other things such as bonuses given by the company to employees, while at this time the company is developing a performance appraisal program that is expected to be fair to see employee performance and become the basis for bonuses or rewards and benefits. the other.

### *Assessment Phase*

#### *Analysis of interview and FGD data through SWOT Matrix*

From the data it is obtained strategic areas in the form of SO (Strength - Opportunity), ST (Strength - Threat), WO (Weakness - Opportunity), and WT (Weakness - Threat). SO

Strategy is a strategy that is carried out by utilizing strengths and opportunities, ST Strategy is a strategy that utilizes strengths to overcome threats / obstacles, WO Strategy is a strategy that utilizes opportunities to overcome weaknesses, and WT Strategy is a choice of possible strategies to overcome both. The following are the results of a collection of strategies that emerged:

1. There is a company policy to support social activities outside employees.
2. Regular training on improving hard skills or soft skills.
3. Sharing group of employees after training
4. The existence of EAP (Employee Assistance Program) as a companion media for employees in helping them when they have problems in the field of employee or personal.
5. There is a communication forum between the company and the family (gathering)
6. Investment of technology.
7. Internal resource development: focusing on the formation of work ethics and professionalism, communication and interpersonal skills, as well as performance and competency assessment systems.
8. Increasing the variety of physical facilities to support convenient climate at work

*Results from Occupational Stress Inventory-Revised / OSI-R (Osipow, 1998)*

In the table below, there are four aspects that require attention from the company, namely, role insufficiency (62.7%), role ambiguity (49.3%), role boundary (37.3%) and vocational strain (64.2%).



Table 4  
*Stressor Aspect Table*

Dimension	Aspect	Number of samples that require attention		Number of samples that don't require attention		Total N
		Frequency	Percent	Frequency	Percent	
Occupational Role Questionnaire	Role Overload	11	16.4%	56	83.6%	67
	Role Insufficiency	42	62.7%	25	37.3%	67
	Role Ambiguity	33	49.3%	34	50.7%	67
	Role Boundary	25	37.3%	42	62.7%	67
	Role Responsibility	14	20.9%	53	79.1%	67
Personal Strain Questionnaire	Physical Environment	11	16.4%	56	83.6%	67
	Vocational Strain	43	64.2%	24	35.8%	67
	Psychological Strain	7	10.4%	60	89.6%	67
	Interpersonal Strain	8	11.9%	59	88.1%	67
	Physical Strain	7	10.4%	60	89.6%	67

Table 5  
*Table of Aspects of Personal Resources*

Aspects	Number of samples that require attention		Number of samples that doesn't require attention		Total N
	Frequency	Percent	Frequency	Percent	
Recreation	33	49.3%	34	50.7%	67
Self Care	46	68.7%	21	31.3%	67
Social Support	22	32.8%	45	67.2%	67
Rational/Cognitive Coping	23	34.3%	44	65.7%	67

Personal Resources allows someone to be able to do their own ways in resolving or alleviating stress. The numbers of samples that require attention to the dimensions of Personal Resources include all aspects, namely recreation 49.3%, self care 68.7%, social support 32.8% and rational / cognitive coping at 34.4%. In this Personal Resources dimension, it is found that all aspects are felt to be lacking or need to be a concern for many employees. This indicates that many employees still lack good self-ability in treating stress. Most employees need strengthening themselves in all four aspects as a preventive measure against stress that arises from time to time for every employee.

By comparing data from interviews and FGDs, an overview can be obtained about the possible causes of stress and estimating the likelihood that stressors are widespread in employees. The data can be seen in the table below:

*Personal or individual factors as vulnerability to experiencing stress*

The role of personal resources is tried to be seen by conducting a regression analysis to see the possible aspects of personal resources (Recreation, Self Care, Social Support, Rational / Cognitive Coping) as a predictor of the emergence of stress in other dimensions and in particular other aspects. The analysis test performs a regression test by looking at the significance value in the ANOVA table below or equal to ( $\leq$ ) 0.05. A brief result will be explained as follows.

In the Occupational Role dimension, aspects of personal resources significantly contribute 15.7% as a predictor of the emergence of stressors. In the Personal Strain Dimension, aspects of personal resources significantly contribute to 18.2% as a predictor of the emergence of stressors in this area. Furthermore, the researcher tries to explore the possibility of the four aspects of personal resources being a predictor of each aspect of the two dimensions. The results are known that aspects of personal resources are able to predict the emergence of stressors in several aspects, namely Role Ambiguity of 17.4%, Role responsibility of 20.9%, Physical Environment of 35.5%, Interpersonal Strain of 27.8%, and Physical Strain of 44.8%. Researchers explore more about how big the role of each aspect of Personal Resources towards each aspect of the stressor.

Table 6  
*Table of Problem Areas and Empirical Data*

Aspect	Item	Organizational Factor
Vocational Strain	<ol style="list-style-type: none"> <li>1. See employees as something that is less interesting or less exciting</li> <li>2. Less able to concentrate on what is needed when working</li> </ol>	<ol style="list-style-type: none"> <li>1. Fairness in terms of distributing bonuses, implementing rules, recruiting and promoting employees.</li> <li>2. Boredom at work</li> </ol>
Role Insufficiency	<ol style="list-style-type: none"> <li>1. Employees do not match their abilities and interests</li> <li>2. Careers did not improve as expected</li> <li>3. Not able to meet the needs for success and be valued at work.</li> <li>4. Employees lack a good future (career</li> </ol>	<ol style="list-style-type: none"> <li>1. Unequal recruitment system.</li> <li>2. Labor-intensive employees</li> <li>3. Rolling position is minimal</li> <li>4. Minimum promotion opportunities</li> </ol>
Role Ambiguity	<ol style="list-style-type: none"> <li>1. Understand clearly what needs to be done in the employee</li> <li>2. Know what are the basics of work assessment</li> <li>3. The boss asks to do one thing, but actually has another intention</li> <li>5. Know where to start when asked to handle a project</li> <li>6. Clearly understand the priorities in the employee</li> <li>7. Bosses provide useful input regarding performance</li> </ol>	<ol style="list-style-type: none"> <li>1. Clear parameters regarding performance appraisal.</li> <li>2. The attitude of influence negatively affects the formation of professionalism in employees and management.</li> <li>3. The existence of ABS culture (Originally, I'm Happy)</li> <li>4. Employees who are resistant to change, making it difficult to adjust to the new company systems and policies</li> </ol>
Role Boundary	<ol style="list-style-type: none"> <li>1. There is a contradiction in feelings between what the boss expects to do with what is thought to be true or appropriate</li> <li>2. there is more than one person giving the Order</li> <li>3. Sometimes there are disagreements with people from other units or departments</li> </ol>	<ol style="list-style-type: none"> <li>1. <i>Guyub</i> attitude affects negatively the formation of professionalism in themselves</li> <li>2. Employees who ignore work processes should and make contact with other parts of the work process. This causes conflicts between employees between divisions.</li> <li>3. There is disharmony among some employees that affects work style</li> </ol>

Table 7

*Table of Effective Donations of Personal Resources on Stressor Areas that need attention*

	Role ambiguity	Role Responsibility	Physical Environment	Interpersonal Strain	Physical Strain
Effective Contribution	Effective Contribution	Effective Contribution	Effective Contribution	Effective Contribution	Effective Contribution
Recreation	5.88	4.97	8.00	2.16	5.13
Self Care	0.66	3.68	4.16	7.11	11.30
Social Support	6.66	3.93	10.51	7.75	2.18
Rational/Cognitive Coping	4.17	8.32	12.83	10.78	1.39

From the table above can be explained as follows :

#### *Ambiguity Role*

The aspects of personal resources significantly contribute to 17.4% as a predictor of the emergence of stressors in this area. Furthermore, sequentially from the most influential to the least influential, from 17.4% the Social Support aspect had an effect of 6.66%, the Recreation aspect had an effect of 5.88%, and the Rational / Cognitive Coping aspect had an effect of 4.17% on the Role Ambiguity aspect.

#### *Role Responsibility*

The aspects of personal resources significantly contribute to 20.9% as a predictor of the emergence of stressors in this area. Furthermore, sequentially from the most influential to the least influential, from 20.9% the Rational / Cognitive Coping aspect had an effect of 8.32%, the Recreation aspect had an effect of 4.97%, the Social Support aspect had an effect of 3.93%, and the Self Care aspect had an effect of 3.68% on aspects of Role Responsibility.

#### *Physical Environment*

The aspects of personal resources significantly contribute to 35.5% as a predictor of the emergence of stressors in this area. Furthermore, sequentially from the most influential to the least influential, from 35.5% the Rational / Cognitive Coping aspect had an effect of 12.83%, the Social Support aspect had an effect of 10.51%, the Recreation aspect had an effect of 8%, and the Self Care aspect had an effect of 4.16% aspects of the Physical Environment.

### *Interpersonal Strain*

The aspects of personal resources significantly contribute to 27.8% as a predictor of the emergence of stressors in this area. Furthermore, sequentially from the most influential to the least influential, from 27.8%, the Rational / Cognitive Coping aspect has an effect of 10.78%, the Social Support aspect has an effect of 7.75%, the Self Care aspect has an effect of 7.11%, and the Recreation aspect has an effect of 2.16% on aspects of Interpersonal Strain.

### *Physical Strain*

The aspects of personal resources significantly contribute to 20% as a predictor of the emergence of stressors in this area. Furthermore, sequentially from the most influential to the least influential, from the 20% the Self Care aspect had an effect of 11.3%, the Recreation aspect had an effect of 5.13%, the Social Support aspect had an effect of 2.18%, and the Rational / Cognitive Coping aspect had an effect of 1.39% on aspects of Physical Strain.

## **Discussion**

The above data shows that aspects of personal resources are able to predict significantly the emergence of stress in two dimensions, namely the Occupational Roles dimension and the Personal Strain dimension. This prediction shows that a person's lack of ability to solve problems will affect the area of his work life. This indicates that the resources within themselves have an important role for an employee in managing stress, in addition to other factors. Many employees still lack good self-ability in treating stress.

Organizational factors show that there are areas that need attention that is curative because problems in these areas have occurred long enough so that they require treatment. Data on personal factors shows that employees need self-reinforcement in treating the stress experienced. Therefore, the proposed intervention is a program that leads to curative and preventive actions against stress that arise at any time on each employee.

### *Intervention Stage*

If you look at the results of the SWOT MATRIX strategy and the results of the Occupational Stress Inventory measurement data above, the proposed interventions that include curative or preventive action are at the point of making EAP as employee companion media in assisting them when they have problems in the field of employee or personal. As you know above, it is very important to have personal qualities that are able to have ways to manage the stresses that arise. Therefore the proposed interventions are as follows:

### *Plan for the stages of EAP design*

Identification of Problems: work relationships with colleagues or superiors, career, or personal problems. This is done to determine the direction of service (eg Counseling, Stress Management, Training & Development in terms of improving personal quality, etc.). This stage has been carried out through the Stress Instrument (Occupational Stress Inventory).

Through measurement, the results show that there are some important areas that need to be of concern to the company. these areas are corridors for companies to determine the direction of EAP services. These areas are Role Insufficiency, Role Ambiguity, Role Boundary, Vocational Strain. These four aspects are stressor areas that occupy the highest place in their effective contribution to stress formation. The first three aspects are areas of work-related problems and Vocational Strains are areas of one's attitude towards employees (attitude toward work) which contribute to causing stress in most of the majority of the sample. In addition, there are four personal areas that also become weaknesses: Recreation, Self Care, Social Support, and Rational / Cognitive Coping. The four areas are areas of personal resources in dealing with stressors that occur. Service directions that can be applied try to cover both curative and preventive characteristics. Curative can be in the form of coaching or counseling, behavioral therapy, or other forms of intervention needed according to client / employee problems. Preventive can be in the form of training and development, education to employees, seminars on self-reinforcement that can be done to minimize stress and its impact.

Determine the service delivery system (eg counselor roles & responsibilities, applicable codes of ethics, etc.). This is done as a guide or standard for providing EAP services in the company. The form of this stage is to provide an outline of things that need attention by the company in establishing service procedures.

EAP Promotion Media. This EAP program will run smoothly if fully supported by top management and ongoing program and education promotion.

### **Conclusions**

Inequality in the workload received makes employees more uncomfortable at work. One of the interviewees said that the excessive workload made him less time to gather with family, relatives outside the office and conduct joint activities. He said that he had fallen ill due to overwork. The workload can cause stress and decreased health. He felt a conflict of interest, so that one life must be sacrificed.

From the analysis of stress instrument data, the results obtained in the form of areas that need to be considered by the company, namely the area of Role insufficiency, role ambiguity, role boundary, vocational strains. These four aspects are stressor areas that occupy the highest place in their effective contribution to stress formation. The first three aspects are areas of work-related problems and Vocational Strains are areas of one's attitude towards employees (attitude toward work) which contribute to causing stress in most of the majority of the sample.

In addition, there are four personal areas that also become weaknesses: recreation, self care, social support, and rational / cognitive coping. The four areas are areas of personal resources in dealing with stressors that occur. Supposedly, the four areas were used as self-treatment against stressors that occur, but the data shows that this area of personal resources is also not very good.

The researcher concludes that the area of work-related problems, one's attitude to employees, and personal resources are areas that need to be addressed by the company.

Researchers see that the treatment needed can be curative or preventive. First, curative because researchers see that work-related problems and attitudes towards employees are a result of a long-standing and influential work culture in the company, interventions for these problems are certainly remedial and addressing existing or existing problems. Second, preventive because researchers see that strengthening of personal resources will be able to become an early intervention or filter of symptoms that arise. Education about self empowerment will also help preventive measures for employees to prevent widespread stress and affect performance and other aspects of life. Therefore, the researcher proposes a program that is able globally to cover this curative and preventive nature through the proposed procurement of the Employee Assistance Program.

The researcher has mapped the problem as an initial identification of EAP service development. The problem areas above will be input for companies regarding the direction of services provided by the Employee Assistance program. Furthermore, the researcher developed standards and guidelines that have been adapted from the EAPA Standard and Professional Guidelines for Employee Assistance Program. The researcher also gives an example of a product from one of the elements in the standards and professional guidelines, namely promotional material about EAP services that can be adapted by the company, if the company will actually implement this later.

#### *Possible Constraints in Implementing the Intervention Design*

The implementation of the following EAP service intervention design may not be without obstacles. Researchers see several things that allow this service to not run optimally, namely:

#### *Management Involvement*

Management needs to ensure that the chain of command is understood, impregnated, and carried out from the executive level to the lowest level. The involvement shown by management will make employees at the lower level see that management is serious and takes care of their employees. This involvement will create a message that this service is important and encourage employees to get involved in this EAP service.



The possibility of stigma from employees who might consider employees "sick" are if they visit EAP services. In addition, another stigma that may emerge is that they will be assessed and will affect the performance appraisal or the continuation of their work in the company. This will certainly cause reluctance from employees to enjoy EAP services. Of course, this can be overcome with the ongoing program of socialization and promotion as education and awareness to employees about the credibility, the confidentiality of services, and the benefits obtained when receiving EAP services. The ability of leaders to identify problem employees are important. There needs to be a session for managerial level leaders (supervisors and above) to understand the basic abilities of coaching and counselling. This capability is the first filter that is able to identify problem employees before finally being referred to the EAP service.

#### *Suggestions*

There are several things that are of concern to researchers. If this research is continued, the next researcher needs to ensure the active involvement of the stake holders, from the executive level to the executive level. Researchers need to ensure that executive directives regarding engagement are truly understood and implemented to the lowest level. Involvement at all of these levels will make it easier for researchers to collect data, process data, and arrange designs or intervention programs without missing data. The draft Employee Assistance Program is only in the form of a proposal for companies to implement this program. The researcher includes also the basic elements that need to be in EAP implementation. If this research is continued, it would be better if these important elements are reacted back to detailed results to be able to be directly applied by the company. This implies the involvement of both parties, researchers and stakeholders to jointly compile the details of the preparation for the implementation of the Employee Assistance Program in companies where further research is conducted later.

#### **References**

Azzone, V. (2009). Workplace stress, organizational factors and EAP utilization. *Journal of Workplace Behavioral Health*, 24, 344-356.

- Arifin, N. (2012). Analisis kualitas kehidupan kerja, kinerja, dan kepuasan kerja pada CV. Duta Senenan Jepara. *Jurnal Economia*, 8(1), 45-59.
- Amin, Z. (2013). Quality of work life in Indonesian public service organizations: The role of career development and personal factors. *International Journal of Applied Psychology*, 3(3): 38-44. doi: 10.5923/j.ijap.20130303.02.
- Bassam A-Daibat. (2018) a study on quality of work life (QWL) in Jordanian Universities. *International Journal of Business and Management Review*, 6(11), 66-74.
- Bophela, N. R., & Govender, P. (2015). Employee assistance programs (EAPs): Tools for quality of work life. *Problems and Perspectives in Management*, 13(2), 236-248.
- Cascio, W. F., & Boudreau, J. W. (2011). *Investing in people: Financial impact of human resource initiatives*. 2<sup>nd</sup> ed. Pearson FT Press.
- Cooper, Cary L. & Ivan T. Robertson. 2004. *Work psychology : Understanding human behaviour in the workplace* . 4<sup>th</sup> ed. Prentice Hall.
- EAP Workgroup (2008). *An employer's guide to employee assistance programs: recommendations for strategically defining, integrating, and measuring employee assistance programs*. The National Business Group on Health. Retrieved from : <http://www.easna.org/documents/PS2NBGRRecommendationsforDefiningandMeasuringEAPs.pdf>
- EAPA (2010). *EAPA standards and professional guidelines for employee assistance programs*. Retrieved from : <http://www.eapassn.org/Portals/11/Docs/EAPASTandards10.pdf>
- Employee Assistance Programs - Philosophy, theory and practice. (1986). *Royal Canadian mounted police external review committee*.
- Hassan, N., Zahidi, N A., Aziz, R., Razak, N., Hamid, N. Z., & Halif, M. (2017). Quality of work life as a predictor toward employee loyalty at Malaysian automotive industry. *International Journal of Arts & Sciences*, 10(1) 23-35.
- Holosko, M. J. & Feit, M. D. (1988). *Evaluation of employee assistance programs*. New York: The Haworth Press.
- Kanten, S & Sadullah, O. (2012). An empirical research on relationship quality of work life and work engagement. *Procedia - Social and Behavioral Sciences*, 62, 360 – 366.
- Karasek, R., & Theorell, T. (1990). *Healthy work: Stress, productivity, and the reconstruction of working life* . New York: Basic Books.
- Lawler, F. 1982. Strategies for improving the quality of work life. *American Psychologist*. 37, 486-49.
- Li, J., & Yeo, R. K. (2011). Quality of work life and career development: Perceptions of part time MBA students. *Employee Relations*, 33(3), 201-220. doi: 10.1108/01425451111121740.
- Li, J., & Yeo, R. K. (2013). In pursuit of learning: Sense making the quality of work life. *European Journal of Training and Development*, 37(2), 136-160. doi: 10.1108/03090591311301662.

- Martel, J.-P., & Dupuis, G. (2006). Quality of work life: Theoretical and methodological problems, and presentation of a new model and measuring instrument. *Social Indicators Research*, 77(2), 333-368. doi: 10.1007/s11205-004-5368-4.
- Merrick, L., et al. (2007). Revisiting employee assistance programs and substance use problems in the workplace: Key issues and a research agenda. *Psychiatric Services*, 58(10), 67-79.
- Munandar, A. S., Sjabadhyni, B., & Wuturq R. P. (2004). *Peran budaya organisasi dalam peningkatan unjuk kerja perusahaan depok*. Bagian Psikologi Industri & Organisasi, Fakultas Psikologi Universitas Indonesia.
- O'Brien, Roy. (1998) An overview of the methodological approach of action research. faculty of information studies, University of Toronto. Retrieved from: <http://www.web.ca/~robrien/papers/arfinal.html>
- Reilly, N.P., Sirgy, M.J., Gorman, C.A. (2012). *Work and quality of life: Ethical practices in organizations*. NY: Springer.
- Rethinam, G. S., Ismail, M. (2008). Construct of quality of work life: A perspective of information and technology professionals. *European Journal of Social Sciences*. 7(1), 132-149.
- Secapramana, L. V. H. (2015). *Employee assistance program as an intervention to improve the quality of work life*. Fakultas Psikologi Universitas Surabaya.
- Shodhganga (2016). *Chapter 1 introduction to quality of work life*. Retrieved from : [https://shodhganga.inflibnet.ac.in/bitstream/10603/71421/8/08\\_chapter%201.pdf](https://shodhganga.inflibnet.ac.in/bitstream/10603/71421/8/08_chapter%201.pdf)
- Sirgy, M. J., Reilly, N. P., Wu, J., & Efraty, D. (2008). A work-life identity model of well-being: towards a research agenda linking quality-of-work-life (QWL) programs with quality of life (QOL). *Applied Research in Quality of Life*, 3(3), 181-202. doi: 10.1007/s11482-008-9054-6
- Sharar & Lennox (2014). The workplace effects of EAP Use: Pooled "results from 20 different EAPS with before and after WOS 5-Item data. *EASNA Research Notes*. Vol 4, No. 1.
- Steele, P. (1998). *Employee assistance programs: Then, Now, and in the Future*. New York: Sage Publishing.
- Taylor, Frederick, W. (1974). The principles of scientific management, in *Scientific Management*, Harper and Row, New York, pp. 24-25.
- Ventegodt, S. & Merrick, J. (2009). *Health and happiness from meaningful work: Research in quality of working life*. New York: Nova Science Publisher, Inc.

# Journal of Educational, Health and Community Psychology

Volume 1, No. 1, April 2007



LEAD PRESS



[HOME](#) [ABOUT](#) [LOGIN](#) [REGISTER](#) [SEARCH](#) [CURRENT](#) [ARCHIVES](#) [ANNOUNCEMENTS](#)

[Home](#) > [About the Journal](#) > [Editorial Team](#)

## Editorial Team

### Editor in Chief

[Triantoro Safaria, PhD.](#), Ahmad Dahlan University, Indonesia

### Editorial Board

[Dr. Khaoula MAMMAD](#), Ibn Tofail university, Morocco  
[Dr. Nyuilemedi Agordzo Edoh-Torgah](#), University of Education, Winneba Ghana, Ghana  
[Prof. Dr. Mohammad Nubli](#), Faculty of Human Science University Pahang Malaysia Malaysia, Malaysia  
[Dr. Akbar Bahari](#), Urmia University, Iran, Islamic Republic of  
[Dr. Eli Nur Hayati](#), Faculty of Psychology Universitas Ahmad Dahlan Yogyakarta, Indonesia  
[Dr Siti Urbayatun](#), Fakultas Psikologi Universitas Ahmad Dahlan, Indonesia  
[Prof. Dr. Mandy Morgan](#), School of Psychology Massey University, New Zealand  
[Prof. Dr. Adrian A Kaptein](#), Medical School Leiden University Medical Center Netherland  
[Prof. Dr. Yasuyuki Fukukawa](#), School of Humanities and Social Sciences School of Psychology Waseda University Japan

### Reviewers

[Nikita Khatri](#), Faculty of Psychology University of British Columbia, India  
[Mr Dominikus David Biondi Situmorang](#), (Scopus ID: 57218925693), Program Studi Bimbingan dan Konseling, Universitas Katolik Indonesia Atma Jaya, Indonesia  
[endang prastuti](#), Faculty of Psychology Malang State University, Indonesia  
[Annastasia Edjati](#), Fakultas Psikologi Universitas Diponegoro, Indonesia  
[Mrs Idha Rahayuningsih](#), Fakultas Psikologi Universitas Muhammadiyah Gresik, Indonesia  
[Mr Yudho Bawono](#), Lecturer of Psychology Study Program, Department of Social and Cultural Sciences, Faculty of Social and Cultural Sciences, Universitas Trunojoyo Madura, Indonesia  
[Mr. Siddharth Garu](#), Indian Institute of Management Bangalore, India  
[Muhammad Aledeh](#), Austria  
[Ratih Arruum Listiyandini](#), Universitas YARSI, Indonesia & UNSW Sydney, Australia  
[aida mehrad](#), Universitat AutÀnoma de Barcelona, Spain  
[Dr. Ahmad Muhammad Diponegoro](#), Fakultas Psikologi Universitas Ahmad Dahlan Yogyakarta, Indonesia  
[Rasoul heshmati](#), Iran, Islamic Republic of  
[unika prihatsanti](#), Psychology Faculty, Diponegoro University  
[Mrs Siti Muthia Dinni](#), Ahmad Dahlan University, Indonesia  
[Karel Karsten Himawan](#), Universitas Pelita Harapan, Indonesia  
[Ibrahim Yusuf](#), Faculty of human ecology, University putra Malaysia, Nigeria  
[Ruseno Arjanggi](#), College of Psychology, Sultan Agung Islamic University  
[Absar Ahmad](#), Giri Institute of Development Studies, Aliganj Sector O, Lucknow, 226024, India  
[Dr. Fatwa Tentama](#), (SCOPUS ID: 57190063333, WoS ID: AAB-2649-2020) Universitas Ahmad Dahlan, Indonesia  
[Dr Sri W Rahmawati](#), University of Tama Jagakarsa, Indonesia  
[Dr. Ika Novitaria Marani](#), Universitas Negeri Jakarta, Indonesia  
[vahid momtaz](#), Department of Human Development and Family Studies, Faculty of Human Ecology, Universiti Putra Malaysia, Malaysia

### Assistant Editor

[Diana Putri Arini](#), Universitas Katolik Musi Charitas, Indonesia

### Deputy Chief Editor

[Dr. Nurul Hidayah](#), Ahmad Dahlan University, Indonesia

### Assistant Journal manager

[Ismira Dewi](#), Ahmad Dahlan University

**JOURNAL OF EDUCATIONAL, HEALTH, COMMUNITY PSYCHOLOGY**  
 Program Pascasarjana Magister Psikologi  
 Universitas Ahmad Dahlan Yogyakarta  
 Penerbit UAD Press

ISSN Printed **2088-3129** ISSN Online **2460 8467**  
 EMAIL: [jehcp@psy.uad.ac.id](mailto:jehcp@psy.uad.ac.id)

00205062



This work is licensed under a [Creative Commons Attribution-ShareAlike 4.0 International License](https://creativecommons.org/licenses/by-sa/4.0/).

[View My Stats](#)

#### QUICK LINKS

- Author Guideline
- Editorial Boards
- Reviewers
- Online Submissions
- Abstracting and Indexing
- Publishing Ethics
- Visitor Statistics
- Contact Us


#### TEMPLATE



#### USER

Username   
 Password   
 Remember me  
[Login](#)

#### TOOLS



#### JOURNAL CONTENT

Search   
 Search Scope   
[Search](#)

#### Browse

- By Issue
- By Author
- By Title
- Other Journals

#### FONT SIZE



HOME ABOUT LOGIN REGISTER SEARCH CURRENT ARCHIVES ANNOUNCEMENTS

Home > Archives > Vol 9 No 2 June 2020

## Vol 9 No 2 June 2020

This issue has been available online since **8th June 2020**. All articles in this issue (**12 original research articles**) were authored/co-authored by **31 authors** from **15 affiliations** and **2 countries (Indonesia and Iran)**

### Table of Contents

#### Articles

Perceived Research Environment and Research Burnout in Indonesian Academics: The Moderator Role of Research Importance <i>Dian R. Sawitri</i>	<a href="#">PDF</a>
Prediction of Obsessive-compulsive Symptoms Based on Negative Affect, Rumination, and Dispositional Mindfulness <i>Afsaneh Mahmoudi, Rasoul heshmati, Majid Mahmoud Alilou</i>	<a href="#">PDF</a>
Mindfulness-Based Stress Reduction (MBSR) Group Intervention to Reduce Burnout among Caregivers in Nursing Home <i>Risky Adinda, Dini Rahma Bintari</i>	<a href="#">PDF</a>
Employee Well-being as mediator of correlation between Psychological Capital and Psychological Climate <i>Laila Meiliyandrie Indah Wardani, Tesya Noviyani</i>	<a href="#">PDF</a>
The Effectiveness of Couple Therapy Based on Acceptance and Commitment on the Quality of Marital Relationship and Adjustment <i>Fateme Ansari Haghighati</i>	<a href="#">PDF</a>
Appreciative Inquiry Training to Improve Career Maturity as a Working Capital in Students <i>Anggun Resdasari Prasetyo, Darosy Endah H, Lusi Ardhiani</i>	<a href="#">PDF</a>
Employee Assistance Program as the Supporting System of Quality of Work Life to Cope with Occupational Stress <i>L. Verina Halim Secapramana, Satryo Anggoro, V. Heru Hariyanto</i>	<a href="#">PDF</a>
Identification of Victims Response to Bullying Cases: A Study of Javanese Students <i>Chr Argo Widiharto, Dewi Retno Suminar, Wiwin Hendriani</i>	<a href="#">PDF</a>
Adaptation and Validation of Cognitive Emotion Regulation Questionnaire (CERQ) in Indonesian Version <i>Endang Prastuti, Mareyke Maritje Wagey Tairas, Nurul Hartini</i>	<a href="#">PDF</a>
Psychological Well-being Family Affected by Tidal Flood in Pekalongan City <i>Indar Widowati, Afyah Sri Harnany, Zaenal Amirudin</i>	<a href="#">PDF</a>
The Lived Experience of Involuntary Childless in Indonesia: Phenomenological Analysis <i>Miwa Patnani, Bagus Takwin, Winarini Wilman Mansoer</i>	<a href="#">PDF</a>
The Role of Psychological Capital on Employee Voice: Conservation Resources Framework <i>unika prihatsanti, Seger Handoyo, Rahkman Ardi, Puji Tania Meliala</i>	<a href="#">PDF</a>

**JOURNAL OF EDUCATIONAL, HEALTH, COMMUNITY PSYCHOLOGY**  
Program Pascasarjana Magister Psikologi  
Universitas Ahmad Dahlan Yogyakarta  
Penerbit UAD Press

ISSN Printed **2088-3129** ISSN Online **2460 8467**  
EMAIL: [jehcp@psy.uad.ac.id](mailto:jehcp@psy.uad.ac.id)

00205056



This work is licensed under a [Creative Commons Attribution-ShareAlike 4.0 International License](https://creativecommons.org/licenses/by-sa/4.0/).

[View My Stats](#)

#### QUICK LINKS

- Author Guideline
- Editorial Boards
- Reviewers
- Online Submissions
- Abstracting and Indexing
- Publication Ethics
- Visitor Statistics
- Contact Us


#### TEMPLATE



#### USER

Username   
Password   
 Remember me  
[Login](#)

#### TOOLS



#### JOURNAL CONTENT

Search   
Search Scope  
All   
[Search](#)

#### Browse

- By Issue
- By Author
- By Title
- Other Journals

#### FONT SIZE



#### CURRENT ISSUE

1004	1.0
855	2.0
855	1.0



## JOURNAL OF EDUCATIONAL, HEALTH, COMMUNITY PSYCHOLOGY

UAD PRESS

\* P-ISSN : 24608467 <> E-ISSN : 24608467 Subject Area : Health, Education

0  
Impact Factor

511  
Google Citations

Sinta 2  
Current Accreditation

[Google Scholar](#) [Garuda](#) [Website](#) [Editor URL](#)

### History Accreditation

2016 2017 2018 2019 2020 2021 2022 2023 2024 2025

### Garuda [Google Scholar](#)

[Using Debate to Promote Students' Reflective Understanding of Research Ethics](#)

Universitas Ahmad Dahlan [Journal of Educational, Health and Community Psychology Vol.11 No.1 March 2022 13-32](#)

2022 [DOI: 10.12928/jehcp.v11i1.22668](#) [Accred : Sinta 2](#)

[University Educator and Staff Well-being and Common Mental Health Symptoms during the COVID-19 Pandemic in the Philippines](#)

Universitas Ahmad Dahlan [Journal of Educational, Health and Community Psychology Vol.11 No.1 March 2022 109-135](#)

2022 [DOI: 10.12928/jehcp.v11i1.22187](#) [Accred : Sinta 2](#)

[Intolerance of Uncertainty among Indonesian Workers During Covid-19 Pandemic](#)

Universitas Ahmad Dahlan [Journal of Educational, Health and Community Psychology Vol.11 No.1 March 2022 136-153](#)

2022 [DOI: 10.12928/jehcp.v11i1.22188](#) [Accred : Sinta 2](#)

[We are in the Same Boat: Group Therapy as a Treatment for Psychological Distress in Dating Violence Survivors](#)

Universitas Ahmad Dahlan [Journal of Educational, Health and Community Psychology Vol.11 No.1 March 2022 33-55](#)

2022 [DOI: 10.12928/jehcp.v11i1.22195](#) [Accred : Sinta 2](#)

[Expressive Writing Therapy through Online and Offline Media to Reduce Nomophobia Level during the Pandemic Covid-19](#)

Universitas Ahmad Dahlan [Journal of Educational, Health and Community Psychology Vol.11 No.1 March 2022 192-206](#)

2022 [DOI: 10.12928/jehcp.v11i1.22222](#) [Accred : Sinta 2](#)

[Does Online-Formed Peer Relationship Affect Academic Motivation During Online Learning?](#)

Universitas Ahmad Dahlan [Journal of Educational, Health and Community Psychology Vol.11 No.1 March 2022 72-91](#)

2022 [DOI: 10.12928/jehcp.v11i1.22190](#) [Accred : Sinta 2](#)

[Development of the MC DL Day's Instrument as a Personality Measurement Tool compared to the Papikostick Test Tool](#)

Universitas Ahmad Dahlan [Journal of Educational, Health and Community Psychology Vol.11 No.1 March 2022 154-171](#)

2022 [DOI: 10.12928/jehcp.v11i1.22287](#) [Accred : Sinta 2](#)

[Children's Active Play during the COVID-19 Pandemic in Jakarta](#)

Universitas Ahmad Dahlan [Journal of Educational, Health and Community Psychology Vol.11 No.1 March 2022 92-108](#)

2022 [DOI: 10.12928/jehcp.v11i1.22008](#) [Accred : Sinta 2](#)

[Social Support, Religiosity, and Health Literacy as Predictors of Resilience in Pregnant Women during COVID-19 Pandemic](#)

Universitas Ahmad Dahlan [Journal of Educational, Health and Community Psychology Vol.11 No.1 March 2022 172-191](#)

2022 [DOI: 10.12928/jehcp.v11i1.22306](#) [Accred : Sinta 2](#)

[Emotional Labor and Perceived Organizational Support as a Predictor of Restaurant Employee Satisfaction](#)

Universitas Ahmad Dahlan [Journal of Educational, Health and Community Psychology Vol.11 No.1 March 2022 1-12](#)

2022 [DOI: 10.12928/jehcp.v11i1.22031](#) [Accred : Sinta 2](#)

[View more ...](#)