

Optimization of Natural Dyes Extraction from *Mangifera indica* (Gadung) Leaves

Sutrisna PD*, Priyantini HR, Hadi RP, Valentina JJ

Department of Chemical Engineering, University of Surabaya (UBAYA), Surabaya, Indonesia

ABSTRACT

In recent years, due to the massive pollution spread, the switchover to the eco-friendly process is being considered. Particularly, in textile industries, the wastewater containing dangerous substances damages the condition of the rivers directing to the use of natural dyes. The existing traditional industries often use natural sources with lack of study about the method and process condition to gain the best quality and the highest quantity of colorants. The common natural dye source, *Mangifera indica* leaves, particularly from Gadung species, a common type of *Mangifera indica* in Indonesia, is used in this study using reflux method combined with methanol and water as its solvent separately. The study is a modification from the preceding process, which includes tannin and fatty acids in the final product. Spectral analysis indicated that the best time for extraction using water, which produces pale yellow color is 60 minutes, and the best time for extraction using methanol, which produces green color is 360 minutes.

Keywords: Extraction; Natural dyes; Gadung; *Mangifera indica* ; Pollution; Reflux; Methanol; Water

INTRODUCTION

Commonly, textile industries are using synthetic dyes instead of natural dyes due to its easier application on fabrics [1]. This, however, leads to destructible effects on the body of water, because the usage of synthetic dyes mostly needs a particular type of mordant, which contains chemical substances like heavy metals that affects the quality of its wastewater [2]. Despite being treated before disposal, there is a value limit for those metals that are allowed to be disposed of that can accumulate on the body of water [3]. Therefore, the textile industries are interested to use natural sources for dyeing their fabrics [4]. The traditional textile industries have been using those natural sources, yet with a lack of research on the optimization [5]. Owing to this, research is conducted to burgeon the textile industries' productivity [1].

One of the sources of natural dyes is *Mangifera indica* leaves. In Indonesia, there are many types of *Mangifera indica*; this research particularly studies Gadung species, which is common in Indonesia. It produces pale yellow color for water as its solvent and green color for methanol as its solvent. Many studies had been conducted with a different type of *Mangifera indica*. Shinde SS et al. studied Kesar and Hapoos species in the effects

of solvent, particle size, and temperature upon the extract percentage. Methanol, ethanol, and acetone were used as its solvent, also, a varied range of temperature and size of particles. The results showed that methanol is the best solvent for extraction. Also, the extract percentage increased by increasing temperature and reducing the size of particles. The extract percentage using Hapoos species leaves gave 48.66% w/w and yield of 2.43% w/w, while Kesar species leaves gave extract percentage of 34.95% w/w and yield of 1.75% w/w [6]. On the other hand, the extraction upon Rajapuri leaves conducted by Shinde SS et al. gave extract percentage of 60.71% w/w and yield of 3.035% w/w [7]. These studies indirectly claim that species take part in determining the amount of mangiferin extracted.

Despite those previous studies, no studies are observing in detail about the fluctuation of the dyes extracted; also, all of those studies were using Soxhlet method instead of reflux method. This research tried to optimize the extraction time with consideration of the closeness to the real industries' circumstances which does not include tannins and fatty acids removal.

Correspondence to: Putu Doddy Sutrisna, Department of Chemical Engineering, University of Surabaya (UBAYA), Surabaya, Indonesia, E-mail: pudod@staff.ubaya.ac.id.

Received: December 30, 2020; **Accepted:** January 13, 2021; **Published:** January 20, 2021

Citation: Sutrisna PD, Priyantini HR, Hadi RP, Valentina JJ (2021) Optimization of Natural Dyes Extraction from *Mangifera indica* (Gadung) Leaves. J Chromatogr Sep Tech. 12:437.

Copyright: © 2021 Sutrisna PD, et al. This is an open-access article distributed under the terms of the Creative Commons Attribution License, which permits unrestricted use, distribution, and reproduction in any medium, provided the original author and source are credited.

Reflux method was used instead of Soxhlet because of its resemblance between laboratory equipment and the traditional textiles industries equipment-just boiling the materials with its solvent on a fixed ratio. This method is combined with two common solvents, methanol and water, which are the best solvent [6] and practical solvent, respectively.

MATERIALS AND METHODS

Materials

Mangifera indica leaves were used specifically Gadung species, which were gathered directly from the trees planted in Surabaya, Indonesia. The leaves were washed and sun-dried for about 4-5 days and ground using kitchen blender until the powder was attained. The powder was then screened to get 40/70 mesh particle size and extracted using distilled water and methanol 95% (technical grade, purchased from Brataco Chemika, Jakarta, Indonesia) as solvents.

Methods

The ratio of materials to solvent 1:10 was used in case of each variable. Powder from the leaves was extracted using reflux set equipment and maintained by TP-101 digital temperature indicator at 100°C on the three-neck rounded flask for distilled water and 64°C for methanol. Samples were collected at 30 minutes or 1 hour interval depending on the extraction duration, filtered using filter paper (Whatman Grade 40), and the absorbances were measured using HP-8453 Double Beam UV-Vis Spectrophotometer at a wavelength of 361 nm. Time variation was employed in three ways i.e. 2, 4, and 6 hours. Moreover, LC-HRMS analysis was done using Thermo Scientific™ Q Exactive™ as the high-resolution mass spectrometer. Two solvents of 0.1% formic acid in water and 0.1% formic acid in acetonitrile were used along with Hypersil GOLD aQ 50 × 1 mm × 1.9 μ particle size analytical column. Throughout the analysis process, column oven is maintained at 30°C.

RESULTS AND DISCUSSION

In this study, there is a modification process instead of using old process for extracting natural dyes from *Mangifera indica* leaves by isolating mangiferin in dried condition that is common in the past research to support the big industries with their powder colorants production. In contrast this process directly gets the natural dye in aqueous condition and with appropriate mordant that can be applied on fabrics. In the preceding process (Figure 1), powder from leaves has to be extracted with petroleum ether to remove its fatty acids and acetone to remove its tannins, then can be extracted using ethanol or methanol as the recent research suggests. This process is applicable to big dyes industry in which the goal is to export the natural dyes powder as a product. However, this research was conducted to help traditional textile industries which lack the optimization process; therefore, with these research results, they can directly produce their colorants and reduce the usage of colorants powder which will be more friendly economically for a long term.

In contrast to the traditional industries which mostly use boiling process with water, this experiment tried to resemble that condition by using reflux method. This method allows the materials to be mixed with the solvent directly. Moreover, distilled water was used because of the practicality as the traditional industries do and methanol for the comparison. So much for the aim, this study measures the highest point for the time of extraction for optimizing the process. This aim can be achieved by using spectral analysis that shows the highest absorbance due to the variation in time of extraction. The results below show the exact value of the absorbance point.

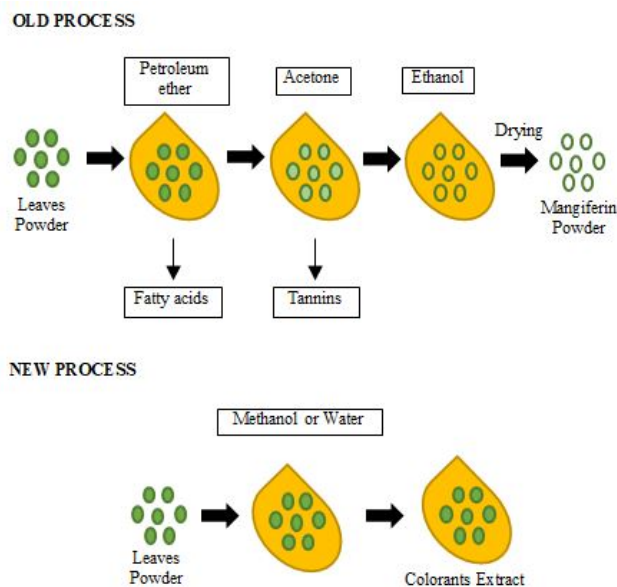


Figure 1: Old and New Process Comparison

Spectral Analysis

The absorbance data of *Mangifera indica* leaves extraction for each solvent were presented in (Figures 2 and 3) respectively. Same wavelength) was used in case of both solvents for spectral processing due to the highest absorbance from wavelength seeking process.

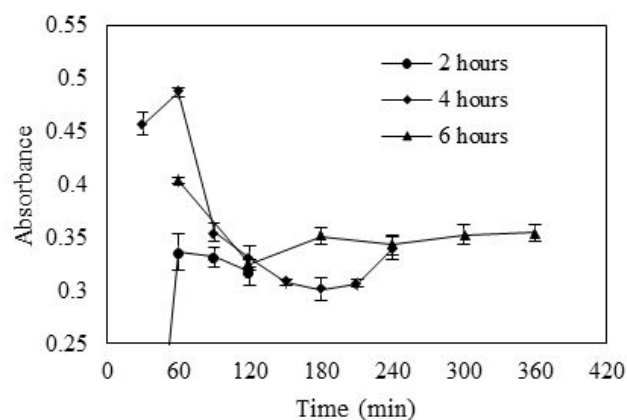


Figure 2: Water Solvent Absorbance vs Time (min) Relation

Reflux method produces high absorbance due as its materials mixed with the solvent face high temperature. The reasons for high temperature excellence are increased kinetic energy in the

solvent and the lower solvent's viscosity that eases the diffusional process through the leaves' matrix. Also, the higher intermolecular forces within the solvent that causes the higher local temperature in the leaves' matrix increases the mangiferin's solubility [6]. Based on this evidence, it was observed that the maximum time for *Mangifera indica* extraction using the reflux method and water as its solvent is 60 minutes.

Despite the optimum time for the extraction process, each variable indicates degradation through its absorbance. These results match with the previous studies about degradation of mangiferin [8]. Degradation happens since the process running for 60 minutes. In this study, distilled water was used for the extraction process. The preceding experiments indicated that using pH 7 will affect the thermal stability of mangiferin to be less stable. Also, it indicates that the degradation happens after mangiferin being observed at 100°C using pH 7, therefore, these results match with the preceding experiment.

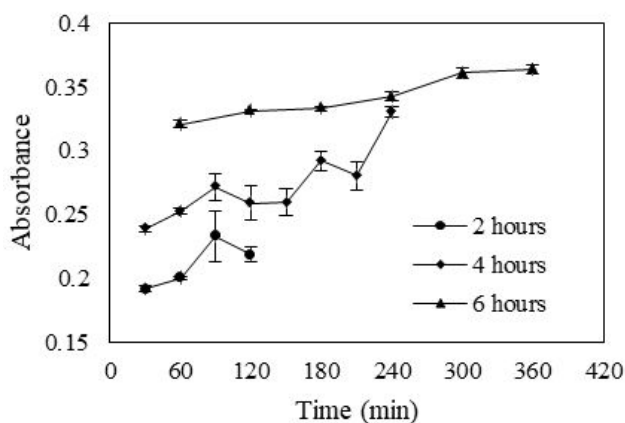


Figure 3: Methanol Solvent Absorbance vs Time (min) Relation

The absorbance value using methanol as a solvent is not as high as using water (Figure 3). The maximum absorbance is 0.3639 in 360 minutes. However, this result cannot directly be compared to the water solvent's result, because of the different colors produced by each solvent as described in the following explanation.


Color differences

In addition to the efficiencies of water solvent that has been explained before, the usage of water in extracting natural dyes also produces pale yellow color (Figure 4a). However, methanol produces the green color (Figure 4b). This phenomenon happened because of the absence of several steps for extracting mangiferin-the chemical substance that produces pale yellow color on *Mangifera indica* as described by Bhatia VK et al. [9].

This research is intended for users to directly color their fabrics instead of isolation of mangiferin powder, which later can be used for the coloring process. Therefore, the steps for removing tannin and fats are not considered. Because the solubility of tannin and fats is extremely low in water, only mangiferin was extracted because of its polarity towards water.

However, in methanol solvent, because of its solubility towards chlorophyll, it leads to the extract having green color instead of pale yellow. Still, the methanolic extract contains mangiferin.

This claim is supported by the LC-HRMS analysis (Figure 5) that produced m/z value of 423.09 which match with the mangiferin mass spectrometry data [10].



(a) Pale Yellow Color

(b) Green Color

Figure 4: Color differences

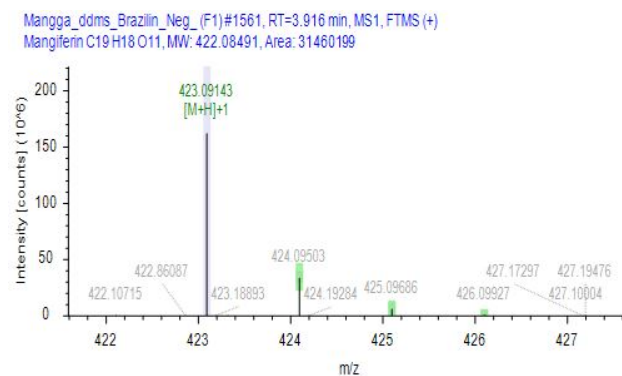


Figure 5: LC-HRMS Chromatogram on Methanolic Extract of *Mangifera indica* (Gadung) Leaves

CONCLUSION

The best time for extracting natural dye from *Mangifera indica* (Gadung) leaves using water as a solvent is 60 minutes and using methanol as the solvent is 360 minutes. This is due to the degradation after 60 minutes of extraction using water and constant absorbance after 360 minutes of extraction using methanol. After 360 minutes of extraction, any results of degradation will have no impact since textile industries work mostly 8 hours a day with the initial preparation that shortens their work time to approximately 6 hours. Direct extraction of powder from *Mangifera indica* leaves using methanol will produce green color because it dominantly contains chlorophyll instead of mangiferin substance.

ACKNOWLEDGMENT

The authors gratefully acknowledge the funding support from The Ministry of Research and Higher Education of The Government of Indonesia under the scheme of National Research Competitive of Applied Research 2019 under contract No. 004/SP2H/LT/MULTI/L7/2019.

AUTHOR CONTRIBUTIONS

Hadi RP and Valentina JJ contributed equally under the supervision of Sutrisna PD and Priyantini HR.

CONFLICT OF INTEREST

The authors declare that they have no conflict of interest.

REFERENCES

1. Elshahida K, Fauzi AM, Sailah I, Siregar IZ. Sustainability of The Use of Natural Dyes in The Textile Industry. IOP Conference Series: Earth and Environmental Science. 2019;399(1):p. 012065.
2. Ali H, Khan E, Ilahi I. Environmental Chemistry and Ecotoxicology of Hazardous Heavy Metals: Environmental Persistence, Toxicity, and Bioaccumulation. J Chem. 2019;6730305.
3. Abdel-Shafy HI, Mansour MS. Solid Waste Issue: Sources, Composition, Disposal, Recycling, Valorization. Egyptian J Petroleum. 2018;27(4):1275-1290.
4. Samanta P, Singhee D, Samanta AK. Fundamentals of Natural Dyeing of Textiles: Pros and Cons. Current Trends Fashion Technol Textile Eng. 2018;2(4):555593.
5. Gazzola P, Pavione E, Pezzetti R, Grechi D. The Perception of Sustainability and Circular Economy: A Gender/Generation Quantitative Approach. Sustainability. 2020;12(7):2809.
6. Shinde SS, Chavan AR. Isolation of Mangiferin from Different Varieties of *Mangifera indica* Dried Leaves. Int J Sci Eng Res. 2014;5(6):928-924.
7. Shinde SS, Thorat L, Mulay A. Comparative Study of Mangiferin from *Mangifera indica* (Rajapuri) from Its Leaves and Barks. Int J Innov Emerg Res Eng. 2015;2(6):22-25.
8. Beelders T, de Beer D, Martin K, Elizabeth J. Modeling of thermal degradation kinetics of the C-glucosyl xanthone mangiferin in an aqueous model solution as a function of pH and temperature and protective effect of honeybush extract matrix. Food Res Int. 2018;103:103-109.
9. Bhatia VK, Ramanathan JD, Seshadri TR. Constitution of mangiferin, Tetrahedron. 1967;23:1363-1368.
10. National Center for Biotechnology Information, National Library of Medicine. Compound Mangiferin. PubChem Database. c2019.

Open Access



Journal of Chromatography & Separation Techniques





Journal of Chromatography & Separation Techniques

ISSN:
2157-7064

Open Access

25+ Million Readerbase

Editorial Board

PMC/PubMed Indexed Articles

[Detection and Quantification of Inorganic and Organic Anions in Natural, Potable, and Wastewaters in Northern New York Using Capillary Zone Electrophoresis and Indirect UV Detection](#)

[A Simple Protein Precipitation-based Simultaneous Quantification of Lovastatin and Its Active Metabolite Lovastatin Acid in Human Plasma by Ultra-Performance Liquid Chromatography-Tandem Mass Spectrometry using Polarity](#)

[View More »](#)

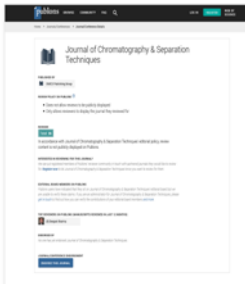
[Google Scholar citation report](#)

Citations : 1439

[Journal of Chromatography & Separation Techniques received 1439 citations as per Google Scholar report](#)



[Journal of Chromatography & Separation Techniques peer review process verified at publons](#)



Scheduled supplementary issues

[> Proceedings of 12th International Conference and Expo on Separation Techniques](#)

October 24-25, 2022
12th International Conference and Expo on Separation Techniques
 Paris, France

[> Advancements in Separation techniques](#)

October 24-25, 2022
12th International

[View More »](#)

GET THE APP



!o! We are here to answer your questions!

Indexed In

- > [Open J Gate](#)
- > [Genamics JournalSeek](#)
- > [JournalTOCs](#)
- > [ResearchBible](#)
- > [CiteFactor](#)
- > [Ulrich's Periodicals Directory](#)
- > [RefSeek](#)
- > [Directory of Research Journal Indexing \(DRJI\)](#)
- > [Hamdard University](#)

[View More »](#)

Useful Links

- > [Covid-19 Journal Articles Issues](#)
- > [Aim and Scope](#)
- > [Peer Review Process](#)
- > [Other Comments](#)
- > [Advertising](#)
- > [Citations Report](#)
- > [Indexing and Archiving](#)
- > [Table of Contents](#)
- > [Submit Paper](#)
- > [Track Your Paper](#)
- > [Funded Work](#)

Share This Page

[f](#)
[t](#)
[in](#)
[p](#)
[e](#)

Advertise
HERE!

25+ Million Website Visitors
1224+ Journal Visitors

Join Us


Journal Flyer



Open Access


Journal of Chromatography & Separation Techniques

[Tweets by JournalofChrom](#)




Danilo Corradini, PhD
Editor-in-Chief
Principal investigator, Institute for Biological Systems, Italian National Research Council (CNR)
Sapienza University of Rome, Secretary and Past-President of the Stirring Committee, Inter-divisional Group for Separation Sciences, Italian Chemical Society, Italy

[Biography](#)
[Research Interest](#)




Gunther K Bonn, o.Univ.-Prof.Mag.Dr.Dr.h.c.
Editor-in-Chief
Scientific Director, Institute of Analytical Chemistry and Radiochemistry
University of Innsbruck, Austria

[Biography](#)
[Research Interest](#)




Mohamed Abdel-Rehim, PhD
Editor-in-Chief
Professor, Department of Analytical Chemistry
Stockholm University, Sweden

[Biography](#)
[Research Interest](#)



Hideharu Shintani, PhD
Editor-in-Chief
Professor, Department of Medical Devices
Kyoto University, Chuo University, National Institute of Health Sciences, Japan

[Biography](#)
[Research Interest](#)



Marcello Nicoletti, PhD
Editor-in-Chief
Professor, Pharmaceutical Plant Biology
La Sapienza University, Italy

[Biography](#)
[Research Interest](#)




Qin Hu, PhD
Editor-in-Chief
Visiting Research Scholar/Postdoctoral Associate, Department of Chemistry
State University of New York at Buffalo, USA

[Biography](#)
[Research Interest](#)




Salvatore Barreca, PhD
Assistant Professor, Department of Biological, Chemical and Pharmaceutical Sciences and Technologies Chemistry
University of Palermo, Italy

[Biography](#)
[Research Interest](#)




John L Zhou
Executive Editor
Professor Environmental Engineering
London South Bank University, UK

[Biography](#)
[Research Interest](#)




Fatme Al Anouti
Assistant Professor, Department of Natural Science and Public Health
Zayed University, UAE

[Biography](#)
[Research Interest](#)



Amgad M.Rabie
Executive Editor
Professor
Mansoura University, Egypt

[Biography](#)
[Research Interest](#)



Kayghobad Shams
Executive Editor
Associate Professor, Department of Chemical Engineering
Isfahan University of Technology, Iran

[Biography](#)
[Research Interest](#)

Eduard **Eduard Rogatsky**

Open Access Journals

- > [Agri and Aquaculture](#)
- > [Biochemistry](#)
- > [Bioinformatics & Systems Biology](#)
- > [Business & Management](#)
- > [Chemistry](#)
- > [Clinical Sciences](#)
- > [Engineering](#)
- > [Food & Nutrition](#)
- > [General Science](#)

Rogatsky

Executive Editor
Research Associate Professor of Medicine
Albert Einstein Medical College, USA

Biography

Research Interest

**Gregory A Hobbs**

Executive Editor
Technical Director, Toxicology
Quest Diagnostics, USA

Biography

Research Interest

**Afrozul Haq**

Professor Senior Clinical Scientist, Medical Affairs
UAE

Biography

Research Interest

**Wayne G Carter**

Executive Editor
The University of Nottingham, Royal Derby Hospital, Read Interview session with Wayne G Carter, UK

Biography

Research Interest

**Lin Zhang**

Department of Pharmaceutical Chemistry
University of Kansas, USA

Biography

Research Interest

**Sudheer Bobba**

Scientist
Covance Laboratory, USA

Biography

Research Interest

**Shuijun Li**

Deputy Director
Shanghai Xuhui Central Hospital Shanghai , China

Biography

Research Interest

**Hua Wang**

WIL Research Laboratories, Research chemist, USA

Biography

Research Interest

Amini Abbas

Amini Abbas

Associate lecturer
University of Western Sydney, Australia

Biography

Research Interest

**Eva J Helmerhorst**

Associate Professor, Dept. Periodontology and Oral Biology
Boston University, Goldman School of Dental Medicine , USA

Biography

Research Interest

**Kazuki Akira**

Professor, Department of Pharmaceutical Analytical Chemistry
College of Pharmaceutical Sciences Matsuyama University, Japan

Biography

Research Interest

**Patrizia Polverino de Laureto**

Professor, Biochemical Methodologies and Proteomics
University of Padua, Italy

Biography

Research Interest

**Mohammad Shahnawaz**

Department of neurology



The University of Texas Health Science Center, Houston, USA



[Francesco Addeo](#)

Professor, Department Food Science
University of Naples Federico II, Italy

[Biography](#)

[Research Interest](#)



[Yuelin Song](#)

Assistant professor, Modern Research Center for Traditional Chinese Medicine
Beijing University of Chinese Medicine, China

[Biography](#)

[Research Interest](#)



[Andrew Keith Ottens](#)

Anatomy and Neurobiology and Biochemistry
Virginia Commonwealth University, USA

[Biography](#)

[Research Interest](#)



[Dr. Alireza Heidari](#)

Postdoctoral Research Fellow
California South University, USA

[Biography](#)

[Research Interest](#)

Michael
Przybylski

[Michael Przybylski](#)

Professor, Department of Chemistry Laboratory of Analytical Chemistry and Biopolymer
Structure Analysis
University of Konstanz, Germany

[Research Interest](#)



[Diana Poli](#)

[Biography](#)

[Research Interest](#)



[Manish Kumar Sharma](#)

Department of Analytical Research and Development
Amneal Pharmaceuticals LLC, Brookhaven, New York, USA

[Biography](#)

[Research Interest](#)

Jerry Heng

[Jerry Heng](#)

Department of Chemical Engineering
Imperial College London, UK

[Biography](#)

[Research Interest](#)

Esra Kupeli
Akkol

[Esra Kupeli Akkol](#)

Associate Professor, Department of Pharmacognosy
Gazi University, Faculty of Pharmacy, Turkey

[Biography](#)

[Research Interest](#)



[Jingyi Chen](#)

Department of Chemistry and Biochemistry
University of Arkansas, USA

[Research Interest](#)



[Takhar Kasumov](#)

Department of Medicine
Case Western Reserve University, Cleveland Clinic Lerner College of Medicine, USA

[Biography](#)

[Research Interest](#)



[Gopal Chandra Ghosh](#)

Research Centre for Environmental
Kyoto University, Quality Management, Japan

[Biography](#)

[Research Interest](#)

Hadir M. Maher Shalaby

Associate Professor, Department of Pharmaceutical Analytical Chemistry
Alexandria University, Alexandria, Egypt

[Biography](#)

[Research Interest](#)



Dora Ilyasova

Department of Community and Family Medicine
Duke University, Cancer Control and Prevention Program , USA

[Biography](#)

[Research Interest](#)



Chang Yi KONG

Associate Professor, Department of Applied Chemistry and Biochemical Engineering
Shizuoka University, Japan

[Biography](#)

[Research Interest](#)



Raymond Kruse

Professor of Biomedical Sciences, School of Health and Social Science
Middlesex University, UK

[Biography](#)

[Research Interest](#)



Elvira Grandone

Department of Medical Genetics
IRCCS Ospedale Casa Sollievo della Sofferenza Hospital in San Giovanni Rotondo , Italy

[Biography](#)

[Research Interest](#)

Vanga R
Reddy

Vanga R Reddy

CAMD/Chemical Engineering Department
Louisiana State University, USA

[Biography](#)

[Research Interest](#)



Lorenzo Nissen

Microbial Ecologist Alma Mater Studiorum, Italy

[Biography](#)

[Research Interest](#)



Qing Yi Lu

Associate Professor, Department of Medicine
University of California, Center for Human Nutrition, David Geffen School of Medicine,
USA

[Biography](#)

[Research Interest](#)



Jian Zhang

Scientist II
Bayer CropScience, USA

[Biography](#)

[Research Interest](#)



Ashish Chauhan

National Institute of Pharmaceutical Education and Research, Punjab, India

[Biography](#)

[Research Interest](#)



Fagen Zhang

Toxicology & Environmental Research & Consulting Biotransformation & Analytical
Chemistry
The Dow Chemical Company, USA

[Biography](#)

[Research Interest](#)



Yang Xu

Department of DMPK
Clinical PK/PD, Regulated Bioanalysis, USA

[Biography](#)

[Research Interest](#)



Ahmed Hafiz

Assistant Professor, Department of Biochemistry and Molecular Biology



University of Maryland School of Medicine, USA



[Vladimir I. Razinkov](#)

Department of Formulation and Analytical Research
Amgen Inc., USA

[Biography](#)

[Research Interest](#)



[Zeping Hu](#)

Pacific Northwest National Laboratory, Biological Separations and Mass Spectrometry,
USA

[Biography](#)

[Research Interest](#)

RITURAJ
DUBEY

[RITURAJ DUBEY](#)

Department of Chemistry
Badri Narayan Mukteshwar College, Munger University, Bihar, India

[Biography](#)

[Research Interest](#)



[Bharathi Avula](#)

The University of Mississippi, National Center for Natural Products Research (NCNPR),
USA

[Biography](#)

[Research Interest](#)



[Kuang-Chuan Cheng](#)

Director, Analytical and Formulation Development
USA

[Biography](#)

[Research Interest](#)

Kelong
Wang

[Kelong Wang](#)

Department of Chemistry
The University of North Carolina, USA

[Research Interest](#)



[Robin Couch](#)

Department of Chemistry and Biochemistry
George Mason University, USA

[Biography](#)

[Research Interest](#)



[Wenkui Li](#)

Novartis Institutes for Biomedical Research?
Translational Sciences - DMPK/DMBA, USA

[Biography](#)

[Research Interest](#)



[Charles L. Wilkins](#)

Professor, Department of Chemistry and Biochemistry
University of Arkansas, USA



[Neal M. Davies](#)

Department of Pharmaceutical Sciences
Washington State University, College of Pharmacy, USA

[Biography](#)

[Research Interest](#)



[Joe Palandra](#)

Pharmacokinetics Dynamics and Metabolism Biomarkers Group, Pfizer Global Research
and Development, USA

[Biography](#)

[Research Interest](#)



[Wei Huang](#)

University of Maryland School of Medicine, Institute of Human Virology, USA

[Biography](#)

[Research Interest](#)



Paul L. Wood
 President & CEO
 Phreedom Pharmaceuticals Inc, Canada

- [Biography](#)
- [Research Interest](#)



Brian T. Buckley
 Environmental and Occupational Health Sciences Institute, USA

- [Biography](#)



Uma K Aryal
 Pacific Northwest National Laboratory, USA

- [Biography](#)
- [Research Interest](#)



Lorena Baietto
 Department of Infectious Diseases
 University of Torino, Laboratory of Clinical Pharmacology and Pharmacogenetics , Italy

- [Biography](#)
- [Research Interest](#)



Bikau Shukla
 Department of Aerospace and Mechanical Engineering
 University of Southern California, Mechanical Engineering, USA



Sheng-Suan (Victor) Cai
 Senior Applications Scientist Syagen Technology, Inc, USA

- [Biography](#)
- [Research Interest](#)



Hongliang Jiang
 DMPK-Bioanalytical Chemistry
 Covance Laboratories Inc, USA

- [Biography](#)
- [Research Interest](#)



Edward Yu
 Associate professor
 Lova State University, USA

- [Biography](#)
- [Research Interest](#)



Jinyong Peng
 Professor
 Dalian Medical University, China

- [Biography](#)
- [Research Interest](#)



Ziqiang Guan
 Associate Research Professor
 Duke University, Department of Biochemistry, USA

- [Research Interest](#)



Ifedayo Victor Ogungbe
 Research Associate, Department of Metabolism and Aging
 The Scripps Research Institute, USA

- [Biography](#)
- [Research Interest](#)



Bhagavatula Moorthy
 Contact London
 Associate Professor, Department of Pediatrics
 Longdany Group, School of Medicine, Section of Nephrology, USA
 Avenue Roger Vandendriessche,
 18, 1150 Brussels, Belgium
 Phone: +34 211 112 211 22 323
 Email: info@taikucing.edu

- [Research Interest](#)

Connect



Content Links

[Tools](#)

[Feedback](#)

[Careers](#)


[Privacy Policy](#)




Norio Yasui-Furukori

[Terms & Conditions](#)

[Authors, Reviewers & Editors](#)


Associate Professor, Department of Neurogeriatrics
 © [Instagram](#)
Gianfranco Mamone
 Proteomic and Biomolecular Mass Spectrometry Centre Institute of Food Science
 Copyright © 2022, Longdom Publishing, Italy

[Biography](#) [Research Interest](#)

Fei Li
 National Institutes of Health, Laboratory of Metabolism, National Cancer Institute,
 Center for Cancer Research, Bethesda, USA

[Biography](#) [Research Interest](#)

Alexander Stoyanov
 Assistant Professor, Department of Pathology and Anatomical Sciences
 University of Missouri, USA

[Biography](#) [Research Interest](#)

Aly-Moussa
Aly-Moussa
 National Agency for Sanitary Environmental Laboratoire de Lyon, France
[Biography](#) [Research Interest](#)

Shengmin Sang
 Associate Professor
 North Carolina Agricultural & Technical State University, Center for Excellence in Post-
 Harvest Technologies, USA

[Biography](#) [Research Interest](#)

Carsten
 Muller
Carsten Muller
 Department of Therapeutic Drug Monitoring
 University of Cologne, Institute of Pharmacology, Germany
[Biography](#) [Research Interest](#)

Relevant Topics

- › [Affinity Chromatography Impact Factor](#)
- › [Affinity Chromatography Journals](#)
- › [Affinity Chromatography Scholarly Peer-review Journal](#)
- › [Affinity Chromatography Top Open Access Journals](#)
- › [Chromatography Online Journals](#)
- › [Chromatography Open Access Articles](#)
- › [Chromatography Purification High Impact Factor](#)
- › [Affinity Chromatography Impact Factor](#)
- › [Affinity Chromatography Peer-review Journals](#)
- › [Affinity Chromatography Scholarly Peer-review Journal](#)
- › [Chromatography Innovations](#)
- › [Chromatography Online Journals](#)
- › [Chromatography Open Access Journals](#)
- › [Chromatography Purification High Impact Factor](#)
- › [Affinity Chromatography Jour](#)
- › [Affinity Chromatography Peer Journals](#)
- › [Affinity Chromatography Top Access Journals](#)
- › [Chromatography Innovations](#)
- › [Chromatography Open Acces](#)
- › [Chromatography Open Acces](#)
- › [Chromatography Purification Impact Factor Journals](#)



25+ Million Readerbase

Volume 12, Issue 1 (2021)

PMC/PubMed Indexed Articles

[Detection and Quantification of Inorganic and Organic Anions in Natural, Potable, and Wastewaters in Northern New York Using Capillary Zone Electrophoresis and Indirect UV Detection](#)

[A Simple Protein Precipitation-based Simultaneous Quantification of Lovastatin and Its Active Metabolite Lovastatin Acid in Human Plasma by Ultra-Performance Liquid Chromatography-Tandem Mass Spectrometry using Polarity](#)

[View More »](#)

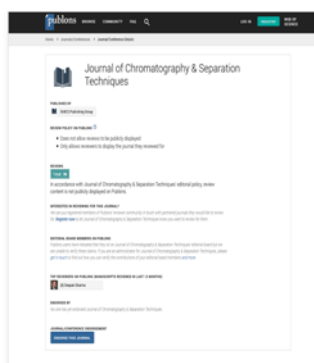
[Google Scholar citation report](#)

Citations : 1439

[Journal of Chromatography & Separation Techniques received 1439 citations as per Google Scholar report](#)



[Journal of Chromatography & Separation Techniques peer review process verified at publons](#)



Young Research Forum

Pages: 1 - 2

[Promulgation of Young Researchers Forum Awards: Organic Chemistry 2020](#)

Njomza Ajvazi*



Share this article



Young Research Forum

Pages: 1 - 2

[Young Researchers Forum - Young Scientist Awards \(Euro Materials Chemistry 2020\)](#)

Grace Fernandez*



Share this article


[GET THE APP](#)

Research Article

[Simultaneous Determination of Amoxicillin, Clarithromycin and Esomeprazole Plasma after Oral Administration by Reverse Phase HPLC Method](#)



Mustafa A, Ali H*, Bibi R, Hassan A, Khan S and Khan SA

 DOI: [10.35248/2157-7064.21.12.439](#)


Share this article



Research Article

Pages: 1 - 4

[Optimization of Natural Dyes Extraction from Mangifera indica \(Gadung\) Leaves](#)

Putu Doddy Sutrisna*, Priyantini HR, Hadi RP and Valentina JJ

 DOI: [10.35248/2157-7064.21.12.437](#)


Share this article



Research Article

Pages: 1 - 11

[Evaluation of Six Protocols for Protein Extraction from Rice Young Panicles by Two-Dimensional Electrophoresis](#)

Xiaoping Huang* and Zhou H

 DOI: [10.35248/2157-7064.21.12.438](#)


Share this article



!o! We are here to answer your questions!