

## THE EFFECT OF METAL LOADING ON THE PERFORMANCE OF TRI-METALLIC SUPPORTED CATALYST FOR CARBON NANOTUBES SYNTHESIS FROM LIQUEFIED PETROLEUM GAS

Puguh Setyoprato<sup>1</sup>, Praswasti P.D.K. Wulan<sup>1\*</sup>, Mahmud Sudibandriyo<sup>1</sup>

<sup>1</sup>*Department of Chemical Engineering, Faculty of Engineering, Universitas Indonesia, Kampus UI Depok, Depok 16424, Indonesia*

(Received: February 2017 / Revised: October 2017 / Accepted: January 2018)

### ABSTRACT

Carbon nanotubes (CNT) were synthesized from liquefied petroleum gas by a chemical vapor deposition method using a Fe-Co-Mo/MgO supported catalyst. Metal loading was varied from 2.5 to 20 wt%. The catalyst with metal loading of 10 wt% produced the highest CNT yield, at 4.55 g CNT/g catalyst. This high CNT yield was attributed to the high pore volume of the catalyst. The diameter of the CNT was quite variable: the outer diameter ranged from about 4 to 12 nm, while the inner diameter ranged from about 2 to 5 nm. The catalyst with 10 wt% metal loading produced CNT with the highest surface area and the largest total pore volume. XRD analysis detected the existence of highly oriented pyrolytic graphite, C(002), at  $2\theta \approx 26^\circ$ , which was attributed to the CNT.

*Keywords:* Carbon nanotubes; Chemical vapor deposition; Liquefied petroleum gas; Metal loading; Supported catalyst

### 1. INTRODUCTION

Various methods are available for carbon nanotube (CNT) synthesis, but chemical vapor deposition (CVD) is viewed as having the most potential for use in large scale production. This is because CVD is easily controlled and less expensive than other CNT synthesis methods, and it can be operated at atmospheric pressure and a lower temperature (i.e., 500–1000°C) (Tapasztó et al., 2005).

In CNT production by CVD, the performance of the catalysts is often more efficient if mixtures of transition metals are used, rather than a single metal alone. The reaction temperature also can be lowered for mixtures of two or more metals (Dupuis, 2005). Ago et al. (2006) reported that catalyst activity increased in accordance with the metal used, in the order of Fe > Co > Ni. Although Fe is more active than Co, Co is superior to Fe for producing CNT with respect to the degree of graphitization and the CNT structure (Fonseca et al., 1996; Hernadi et al., 2000).

Molybdenum (Mo) is usually added to the Fe or Co catalyst to increase its activity. Mo does not play a role as an active catalyst; instead, it serves as a promoter or activator to enhance the catalyst performance. Mo also acts as an inhibitor to prevent rapid deactivation of the catalyst (Dupuis, 2005; Ago et al., 2006). Mo also improves dispersion and prevents the sintering of Fe nanoparticles (Zhang et al., 2011). An advantage of using MgO as a catalyst support is that it increases the CNT yield and it can be separated easily from the CNT product (Tsoufis et al.,

---

\*Corresponding author's email: wulan@che.ui.ac.id, Tel: +62-21-7863516, Fax: +62-21-7863515  
Permalink/DOI: <https://dx.doi.org/10.14716/ijtech.v9i1.1165>

2007) by a simple acid treatment, thereby facilitating the purification of CNT (Ago et al., 2006).

A significant factor for controlling catalyst performance is the level of metal loading (Tsoufis et al., 2007). The size of metal nanoparticles dispersed on a catalyst support is affected by the level of metal loading, as a lower metal loading results in a smaller size of the metal nanoparticles. By contrast, increased metal loading may result in sintering of the metal particles (Zhang et al., 2011). The metal loading also substantially affects the extent of dispersion of the metal nanoparticles on the support (Wei et al., 2008).

The main disadvantage of using a single metal as an active catalyst component is the low performance, as described above. The aim of the present study was to examine the use of a tri-metallic supported catalyst (Fe-Co-Mo/MgO) for CNT synthesis by the CVD method, focusing on the effect of metal loading on the catalyst performance. The main observed parameter of the catalyst performance was CNT yield, which was determined by the mass of CNT produced per unit mass of catalyst. The quality of the CNT produced was also analyzed.

## 2. EXPERIMENTAL

### 2.1. Catalyst Preparation

Tri-metallic Fe-Co-Mo/MgO catalysts with a weight ratio of Fe:Co:Mo= 2:2:1 were prepared with different metal loading. The Mo component was fixed at 20 wt% of the metallic components, based on previous work that showed a good catalytic performance with approximately 20 wt% Mo (Liu & Fang, 2006; Wang et al., 2014). The masses of Fe and Co were set as equal. Five metal loading variations (2.5, 5, 10, 15, and 20 wt%) were tested, giving a prepared catalyst composition, in percent by weight of Fe:Co:Mo:MgO, of (1:1:0.5:97.5), (2:2:1:95), (4:4:2:90), (6:6:3:85), and (8:8:4:80). Solid crystals of ferric (III) nitrate nonahydrate, cobalt (II) nitrate, and ammonium heptamolybdate tetrahydrate (all obtained from Merck Millipore) were used as the metal precursors, whereas the catalyst support was MgO powder (also from Merck Millipore). A wet impregnation method (Maccalini et al., 2010) was used to deposit the metal components onto the MgO support. For example, to prepare a catalyst with a weight composition of Fe:Co:Mo:MgO = 4:4:2:90, 18.0000 g MgO powder was mixed with 360 ml distilled water, sonicated, and then stirred for 1 hour. Subsequently, a metal precursor solution, which was a mixture of 5.7848 g ( $\text{Fe}(\text{NO}_3)_3 \cdot 9\text{H}_2\text{O}$ ), 3.9491 g ( $\text{Co}(\text{NO}_3)_2 \cdot 6\text{H}_2\text{O}$ ), 0.7358 g ( $(\text{NH}_4)_6\text{Mo}_7\text{O}_{24} \cdot 4\text{H}_2\text{O}$ ), and 180 ml distilled water, was added to the MgO slurry, with continued stirring for another 30 minutes. The solution was then dried under vacuum at 110°C. The obtained solid catalyst was milled and then calcined in an electric furnace at 500°C for 4 hours.

### 2.2. The Reactor for CNT Synthesis

The CNT were synthesized in an electrically heated vertical tubular reactor. The reactor arrangement is shown in Figure 1.

The reactor was constructed from a quartz tube 30 cm in length and 1.6 cm inner diameter. The reactor was covered with a tubular electrical furnace with a power capacity of 1 kW. The furnace temperature was detected using a thermocouple installed in the middle of the furnace and mounted between the inner surface of the furnace and the outer surface of the tubular reactor. Two bundles of quartz wool were fitted at two sites within the reactor, one (lower quartz wool) served as a gas distributor as well as the catalyst holder, while the other (upper quartz wool), which was fitted in the upper part of the reactor tube, served as a filter to prevent CNT products from being carried out of the reactor in the flow of gas.

### 2.3. The Experimental Procedure

The quartz wool, as well as the catalyst, were introduced into the reactor through the upper end of the reactor by removing the rubber plug. As much as 0.2 g calcined catalyst was used in each experiment. Prior to performing CNT synthesis, the catalyst was reduced at 450°C for 5 hours by

flowing hydrogen at a flow rate of 90 cm<sup>3</sup>/minute.

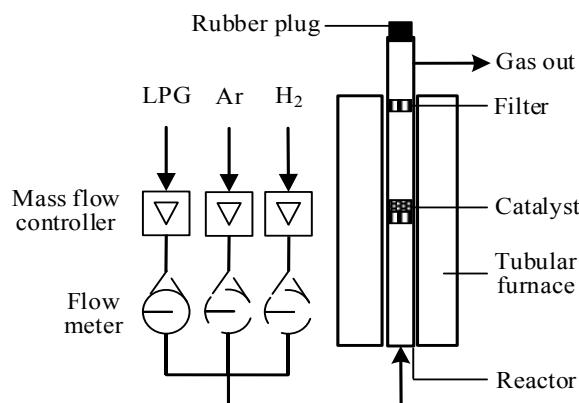


Figure 1 The reactor arrangement

CNT synthesis was then carried out at a reactor temperature of 750–850°C for 30 minutes by flowing a mixture of liquefied petroleum gas (LPG), hydrogen, and argon at flow rate 25 cm<sup>3</sup>/minute, 19 cm<sup>3</sup>/minute, and 150 cm<sup>3</sup>/minute, respectively. At the end of synthesis, all the gas flows were switched off, as well as the furnace heater, to allow the reactor to cool to room temperature. The mass of CNT was calculated from the reactor weight difference before and after synthesis. The CNT product was stored in dark glass bottles for analysis.

#### 2.4. Analysis and Characterization Techniques

The existence of a crystalline phase in the calcined catalyst, as well as in the as-grown CNT, was investigated using an X-ray diffractometer (Shimadzu 7000 Maxima-X). The CNT orientation and morphology was analyzed using a transmission electron microscope (TEM; JEOL JEM 1400). A surface area analyzer (Quantachrome Nova 2000 Series - NovaWin Instruments version 11.03) was used to analyze the surface areas and pore characteristics of the catalyst and the CNT.

### 3. RESULTS AND DISCUSSION

#### 3.1. The CNT Yield

In this work, the CNT yield was expressed in two ways. The first way was to express the yield as the mass of CNT per mass of calcined catalyst feed. The second way was to express the yield as the mass of CNT per mass of the active components, where the mass of CNT was the difference between the mass of the as-grown CNT and the mass of the fresh catalyst fed. In the case, the mass of CNT also included the mass of amorphous carbon formed during the synthesis. The mass of active components was the total mass of Fe and Co in the catalyst. The Mo component was not counted as an active component as Mo has no activity in the formation and growth of the CNT. The yield of CNT at all metal loadings is presented in Figure 2. The highest yield was obtained at a metal loading of 10 wt%, which is 4.55 g CNT/g catalyst and is equivalent to 68.98 g CNT/g active components. This result was comparable with the yield obtained from CVD synthesis using the same carbon source conducted by Huang et al. (2008), who obtained 8 g CNT/g catalyst using a ferrocene catalyst but at a longer reaction time (60 minutes).

The CNT yield may have a relationship with the pore volume of the catalyst, as indicated in Figure 3. The largest pore volume for the calcined catalyst was obtained when the metal loading was 10 wt%, which is 0.632 cm<sup>3</sup>/g. A large pore volume will be beneficial because it will increase the loading capacity and minimize barriers to diffusion and transport. A large pore volume for a catalyst allows the reactant molecules to diffuse deep into the interior of the catalyst because of the low barriers and reduced tendency for plugging (Xu et al., 2016).

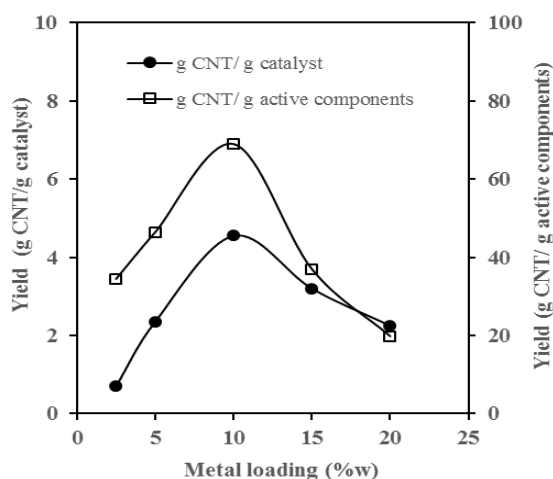


Figure 2 Carbon nanotube yields at all metal loadings

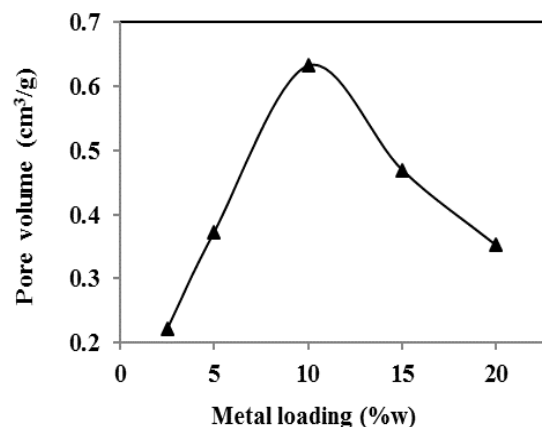


Figure 3 Pore volume of the calcined catalyst

The observed influence of the pore volume in the reaction system, as described above, led to the consideration that the high CNT yield achieved at a metal loading of 10 wt% could be attributed to the high pore volume of the catalyst. Increases in the metal loading resulted in a decrease in the CNT yield. The large amount of metal components that was deposited on the support led to the partial closure of the pore openings in the support, thereby ultimately reducing the pore volume accessible to the reactant. The yield curve also had an identical profile to the pore volume curve. Both curves had a parabolic shape and showed a peak when the metal loading was 10 wt%. Thus, the pore volume of the catalyst was confirmed to play an important role in the synthesis of CNT by the CVD method. The high pore volume of the catalyst is believed to be formed primarily by the deposition of metal components onto the surface of the catalyst, because the analysis of MgO powder gives a total pore volume of only 0.19 cm<sup>3</sup>/g.

The CNT growth mechanism is based on the vapor-liquid-solid model (Ago et al., 2006). The high yield of CNT obtained at a metal loading of 10 wt% shows that, at that level of metal loading, the combination of Fe, Co, and Mo metal components on the MgO support has good synergism. The combination of Fe and Co components gives high activity for decomposing hydrocarbons in the feed, and this combination is capable of forming carbide compounds and facilitates carbon diffusion for CNT growth. The Mo component acts as a good promoter that encourages an increase in CNT yield and prevents the rapid deactivation of the catalyst.

### 3.2. The CNT Orientation and Morphology

The TEM analysis was performed on CNT that were synthesized with a 10 wt% metal loading catalyst, as that loading had provided the highest CNT yield. The CNT structures are shown in Figure 4.

The CNT were randomly oriented and entangled with one another. Several similar studies also reported a similar orientation (Reyhani et al., 2007; Hordy et al., 2013).

The TEM images show that some of the CNT were a concentric type, and many of them were twisted together. Some areas also showed solid black spots attached to the CNT wall. These spots are considered to be amorphous carbon formed during CNT synthesis.

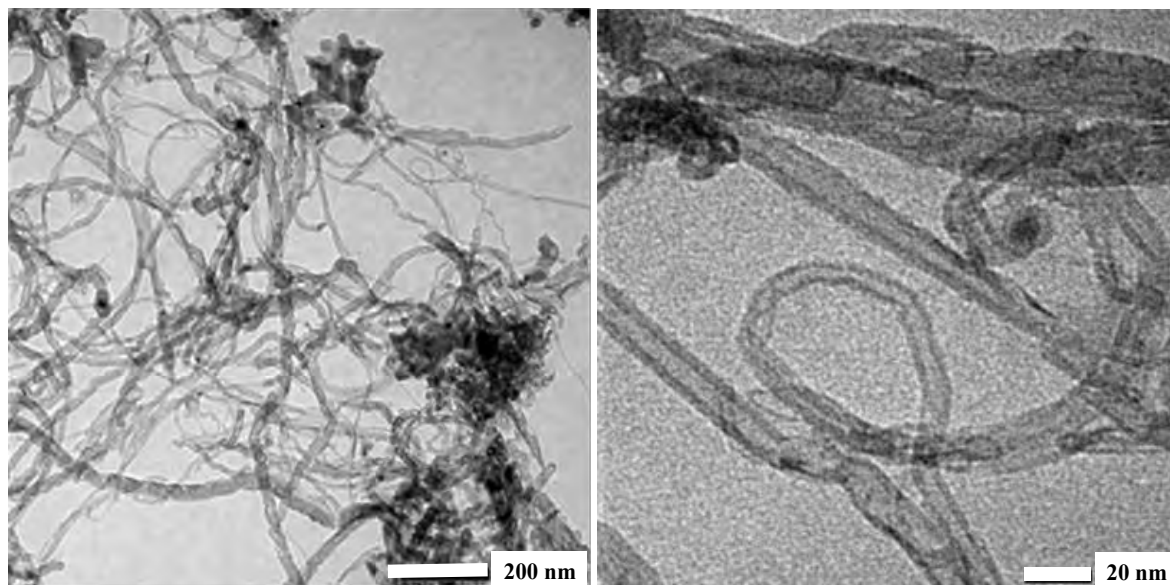


Figure 4 TEM image of CNT synthesized using a 10 wt% metal loading catalyst

Direct observation of the TEM images revealed a quite variable diameter for the CNT. Manual measurements performed on the TEM images revealed a typical range of about 4 to 12 nm for the outer diameter, while the inner diameter ranged from about 2 to 5 nm. These measurements confirmed that most of the CNT formed by this synthesis are multi-walled. Taking the value of the graphene sheet thickness as the interlayer distance of the CNT, the CNT consisted of 4–9 layers of graphene sheets.

### 3.3. Surface Area and Pore Structure of the CNT

The surface area and porosity of carbon material attract particular attention due to their major role in many carbonaceous material applications. For instance, in the field of adsorption, the presence of both micropores (pore size < 2 nm) and mesopores (pore size 2–50 nm) is crucial because the two pore types facilitate the effective adsorption of molecules with a wide range of molecular sizes (Wang et al., 2006).

Physical adsorption of nitrogen was used to determine the pore characteristics of the CNT. The isotherm obtained from these adsorption/desorption measurements provides information on the surface area and pore structure. The Brunauer-Emmett-Teller (BET) multipoint method was used for the determination of the surface area. The total pore volume was determined from the amount of nitrogen vapor adsorbed at a pressure ( $P$ ) close to the nitrogen saturation pressure ( $P_0$ ), by assuming that the pores are then filled with liquid nitrogen. The Horvath-Kawazoe (HK) method, which applies a model for slit-shaped pores, was used to determine the pore size distribution of micropores from the low relative pressure ( $P/P_0$ ) region of the adsorption isotherm. The Barret-Joyner-Halenda (BJH) method was used to determine pore size distribution of the mesopores. The BJH method is based on the Kelvin equation and is corrected for multilayer adsorption. It applies only to pores of the mesopore and small macropore size range (Groen et al., 2003). The BET surface area of the CNT produced at all metal loadings is presented in Figure 5.

The lowest surface area of the CNT was 88 m<sup>2</sup>/g CNT, obtained with the 2.5 wt% metal loading catalyst, and the highest surface area was 229 m<sup>2</sup>/g, obtained with the 10 wt% metal loading catalyst. For comparison, CVD using methane as the carbon source produced multi-walled CNT with a surface area of 82 m<sup>2</sup>/g (Kuo et al., 2008), whereas multi-walled CNT with a surface area of 187 m<sup>2</sup>/g were reported by Gangupomu et al. (2016). As-grown multi-walled CNT with a wide range surface area, from 50 to 150 m<sup>2</sup>/g, have also been reported (Lee & Park, 2012).

Other results of surface area and pore characteristic analysis of the CNT are presented in the following figures: the total pore volume (Figure 6), the cumulative micropore volume distribution (Figure 7), and the cumulative BJH pore volume distribution (Figure 8).

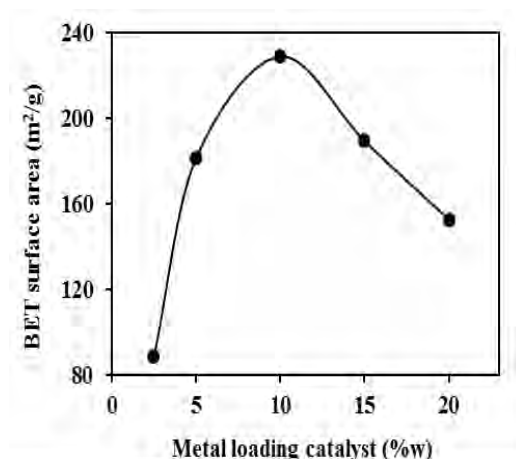


Figure 5 BET surface area of the CNT product at all catalyst metal loadings

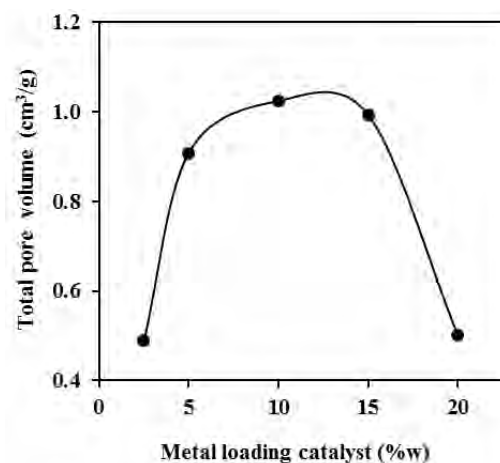


Figure 6 Total pore volume of the CNT product at all catalyst metal loadings

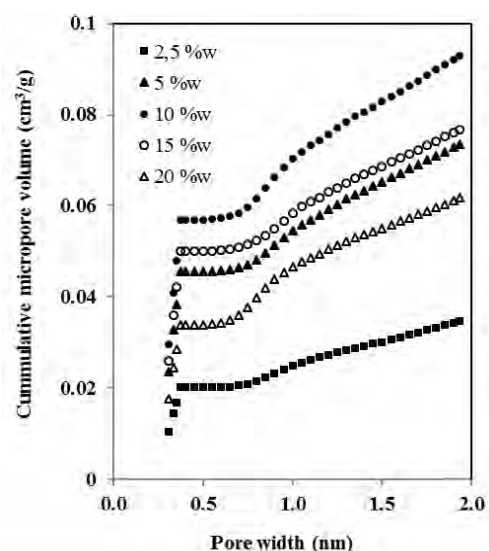


Figure 7 Cumulative micropore volume distribution of the CNT product at all catalyst metal loadings

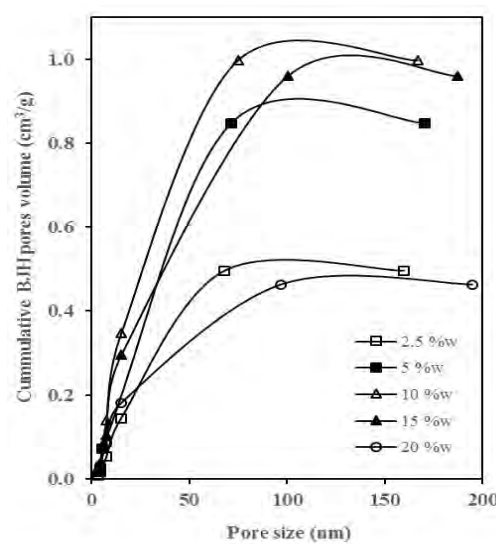


Figure 8 Cumulative BJH pore volume distribution of the CNT product at all catalyst metal loadings

The total pore volume profile of the CNT demonstrated a parabolic shape when plotted against the metal loading, and the highest pore volume of 1.024 cm<sup>3</sup>/g was obtained for the 10 wt% metal loading catalyst.

The profile for the cumulative micropore volume distribution of the CNT product suggests that micropores with a pore width range around 0.3–0.4 nm make the largest contribution to the micropore volume. Pores with a pore width less than 0.4 nm account for approximately 60% of the total micropore volume.

The cumulative BJH pore volume distribution profile shows that the pore structure of the CNT products was dominated by mesopores, since the profiles tended to be flat at a pore size larger

than 50 nm. The maximum cumulative BJH pore volume values, which were close to the values of the total pore volume, also confirmed this fact.

### 3.4. XRD Analysis

The XRD analysis was carried out under the following operating conditions: (i) X-ray tube, target: Cu; voltage: 40.0 (kV); current: 30.0 (mA); (ii) Slits, divergence slit: 1.00000 (deg); scatter slit: 1.00000 (deg); receiving slit: 0.30000 (mm); (iii) Scanning, drive axis: theta-2theta; scan range: 10.0000–80.0000 (deg); scan mode: continuous scan; scan speed: 2.0000 (deg/min); sampling pitch: 0.0200 (deg); preset time: 0.60 (sec).

The XRD patterns of the calcined catalyst were compared for all metal loadings to determine the existence of their crystalline phase, as presented in Figure 9. The peaks due to MgO were observed at 2 theta, around 36.81°, 42.83°, 62.20°, 74.51°, and 78.47°. These five peaks attributed to MgO were also detected in the XRD pattern of the reduced Fe-Mo/MgO catalyst in a study conducted by Ni et al. (2009) and in the XRD pattern for the calcined as well as reduced Co-Mo/MgO catalyst, also reported earlier by Ni et al. (2006). The patterns also demonstrated that the intensity of the MgO peaks decreased as the metal loading increased. This reduced peak intensity was attributed to the decreasing mass fraction of the MgO in the catalyst particles. FeO and CoO crystalline phases with very weak intensity were detected at 2 theta around 36.81°, 42.83°, and 62.20°, which also supported the occurrence of the MgO phase. This weak peak fuses into the MgO peaks, so it is not clearly visible. The existence of the Mo component was not observed in the XRD patterns. This could have arisen because the Mo oxide was present in an amorphous form or in very small amounts that could not be detected by XRD, as previously reported by Awadallah et al. (2013).

The XRD analysis of the as-grown CNT synthesized using 10 wt% metal loading catalyst was performed to investigate the crystalline phase after the as-prepared catalyst was subjected to CVD synthesis. The XRD pattern is presented in Figure 10. The characteristic features of a highly oriented pyrolytic graphite (HOPG) were detected at 2 theta  $\approx$  25.74°. A similar finding was also reported previously (Tsoufis et al., 2007; Hsieh et al., 2009; Maccallini et al., 2010).

The XRD pattern provided strong evidence for the existence of crystalline CNT, since the diffraction peak is close to that of graphite. Furthermore, the presence of the peak is usually attributed to the existence of multi-walled CNT (Maccallini et al., 2010). Using Bragg's equation, Hsieh et al. (2009) calculated the interlayer distance of the CNT (002) peak and found an average value of 0.339–0.341 nm, which was very close to that of highly oriented pyrolytic graphite (0.335 nm). The XRD pattern of their CNT product also indicated the existence of a graphitic structure of CNT (100) with a lower intensity at 2 theta  $\approx$  44.58°, which was also detected in the work done by Hsieh et al. (2009).

Again, this result underscores the finding that, at 10 wt% metal loading, the Fe-Co-Mo/MgO catalyst successfully facilitated the formation and growth of multi-walled CNT with an ordered structure with a high graphitization degree, in high yield and with excellent surface and pore properties. Of all of the metal loading levels, the catalyst with 10 wt% metal loading showed the best performance.

Crystalline phases for MgO, FeO, and CoO were also observed in the XRD pattern of the as-grown CNT at similar peaks location indicated on the XRD pattern of the calcined catalyst. These peaks were attributed to the presence of the rest of the catalysts, which were still mixed in with the CNT product.

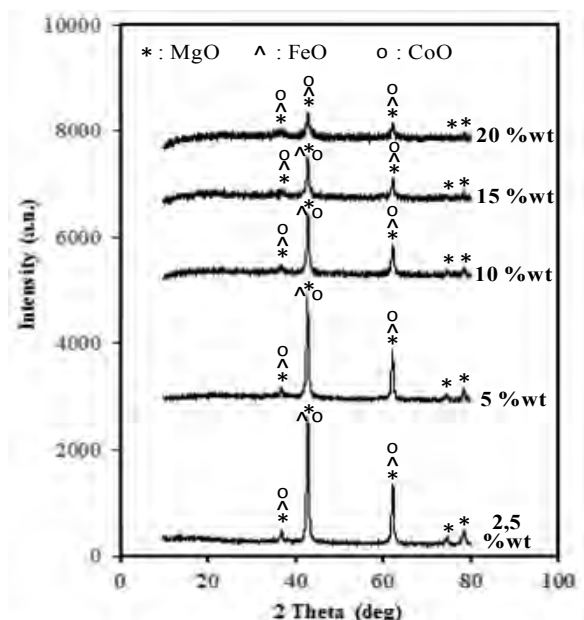


Figure 9 XRD pattern of the calcined catalyst at all catalyst metal loadings

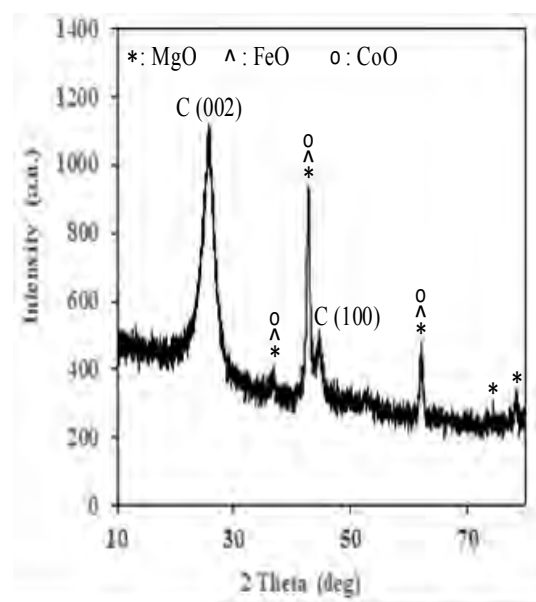


Figure 10 XRD pattern of the CNT synthesized with a catalyst at a 10 wt% metal loading

#### 4. CONCLUSION

We observed a significant influence of the catalyst composition and characteristics on the yield and properties of the produced CNT. The experimental results showed that the high CNT yield was attributed to the high pore volume of the catalyst. This confirmed that the pore volume of the catalyst plays an important role in the growth of CNT. Mesopores dominated the pore distribution of the CNT product. A high yield of CNT with high surface area and pore volume was produced with a 10 wt% metal loading. The Fe-Co-Mo/MgO catalyst successfully facilitated the formation and growth of multi-walled CNT with ordered structures and a high degree of graphitization.

#### 5. ACKNOWLEDGEMENT

The authors wish to thank The Directorate Research and Community Services, Universitas Indonesia, for providing the financial support through The Research Cluster Grant 2015- contract number: 1875/UN2.R12/HKP.05.00/2015.

#### 6. REFERENCES

- Ago, H., Uehara, N., Yoshihara, N., Tsuji, M., Yumura, M., Tomonaga, N., Setoguchi, T., 2006. Gas Analysis of the CVD Process for High Yield Growth of Carbon Nanotubes over Metal-supported Catalysts. *Carbon*, Volume 44(14), pp. 2912–2918
- Awadallah, A.E., Gad, F.K., Aboul-Enein, A.A., Labib, M.R., Aboul-Gheit, A.K., 2013. Direct Conversion of Natural Gas into CO<sub>x</sub>-free Hydrogen and MWCNTs over Commercial Ni–Mo/Al<sub>2</sub>O<sub>3</sub> Catalyst: Effect of Reaction Parameters. *Egyptian Journal of Petroleum*, Volume 22(1), pp. 27–34
- Dupuis, A., 2005. The Catalyst in the CCVD of Carbon Nanotubes—A Review. *Progress in Materials Science*, Volume 50(8), pp. 929–961
- Fonseca, A., Hernadi, K., Nagya, B., Bernaerts, D., Lucas, A.A., 1996. Optimization of Catalytic Production and Purification of Buckytubes. *Journal of Molecular Catalysis A: Chemical*, Volume 107(1–3), pp. 159–168



- Gangupomu, R.H., Sattler, M.L., Ramirez, D., 2016. Comparative Study of Carbon Nanotubes and Granular Activated Carbon: Physicochemical Properties and Adsorption Capacities. *Journal of Hazardous Materials*, 302, pp. 362–374
- Groen, J.C., Peffer, L.A.A., Perez-Ramirez, J., 2003. Review - Pore Size Determination in Modified Micro- and Mesoporous Materials. Pitfalls and Limitations in Gas Adsorption Data Analysis. *Microporous and Mesoporous Materials*, Volume 60(1–3), pp. 1–17
- Hernadi, K., Fonseca, A., Nagya, J.B., Siska, A., Kiricsi, I., 2000. Production of Nanotubes by the Catalytic Decomposition of Different Carbon-containing Compounds. *Applied Catalysis A: General*, Volume 199(2), pp. 245–255
- Hordy, N., Mendoza-Gonzalez, N., Coulombe, S., Meunier, J., 2013. The Effect of Carbon Input on the Morphology and Attachment of Carbon Nanotubes Grown Directly from Stainless Steel. *Carbon*, Volume 63, pp. 348–357
- Hsieh, C., Lin, Y., Lin, J., Wei, J., 2009. Synthesis of Carbon Nanotubes over Ni- and Co-supported  $\text{CaCO}_3$  Catalysts using Catalytic Chemical Vapor Deposition. *Materials Chemistry and Physics*, Volume 114(2–3), pp. 702–708
- Huang, J., Zhang, Q., Wei, F., Qian, W., Wang, D., Hu, L., 2008. Liquefied Petroleum Gas Containing Sulfur as the Carbon Source for Carbon Nanotube Forests. *Carbon*, Volume 46(2), pp. 291–296
- Kuo, C.Y., Wu, C.H., Wu, J.Y., 2008. Adsorption of Direct Dyes from Aqueous Solutions by Carbon Nanotubes: Determination of Equilibrium, Kinetics and Thermodynamics Parameters. *Journal of Colloid and Interface Science*, Volume 327(2), pp. 308–315
- Lee, S.Y., Park, S.J., 2012. Influence of the Pore Size in Multi-walled Carbon Nanotubes on the Hydrogen Storage Behaviors. *Journal of Solid State Chemistry*, Volume 194, pp. 307–312
- Liu, Q., Fang, Y., 2006. New Technique of Synthesizing Single-walled Carbon Nanotubes from Ethanol using Fluidized-bed over Fe–Mo/MgO Catalyst. *Spectrochimica Acta Part A*, Volume 64(2), pp. 296–300
- Maccalini, E., Tsoufis, T., Policicchio, A., Rosa, S.L., Caruso, T., Chiarello, G., Colavita, E., Formoso, V., Gournis, D., Agostino, R.G., 2010. A Spectro-microscopic Investigation of Fe–Co Bimetallic Catalysts Supported on MgO for the Production of Thin Carbon Nanotubes. *Carbon*, Volume 48(12), pp. 3434–3445
- Ni, L., Kuroda, K., Zhou, L., Kizuka, T., Ohta, K., Matsuishi, K., Nakamura, J., 2006. Kinetic Study of Carbon Nanotube Synthesis over Mo/Co/MgO Catalysts. *Carbon*, Volume 44(11), pp. 2265–2272
- Ni, L., Kuroda, K., Zhou, L., Ohta, K., Matsuishi, K., Nakamura, J., 2009. Decomposition of Metal Carbides as an Elementary Step of Carbon Nanotube Synthesis. *Carbon*, Volume 47(13), pp. 3054–3062
- Reyhani, A., Mortazavi, S.Z., Akhavan, O., Moshfegh, A.Z., Lahooti, S., 2007. Effect of Ni, Pd and Ni–Pd Nano-islands on Morphology and Structure of Multi-wall Carbon Nanotubes. *Applied Surface Science*, Volume 253(20), pp. 8458–8462
- Tapasztó, L., Kertész, K., Vértesy, Z., Horváth, Z.E., Koós, A.A., Osváth, Z., Sárközi, Z., Darabont, A., Biró, L.P., 2005. Diameter and Morphology Dependence on Experimental Conditions of Carbon Nanotube Arrays Grown by Spray Pyrolysis. *Carbon*, Volume 43(5), pp. 970–977
- Tsoufis, T., Xidas, P., Jankovic, L., Gournis, D., Saranti, A., Bakas, T., Karakassides, M.A. 2007. Catalytic Production of Carbon Nanotubes over Fe–Ni Bimetallic Catalysts Supported on MgO. *Diamond & Related Materials*, Volume 16(1), pp. 155–160
- Wang, G., Wang, J., Wang, H., Bai, J., 2014. Preparation and Evaluation of Molybdenum Modified Fe/MgO Catalysts for the Production of Single-walled Carbon Nanotubes and Hydrogen-rich Gas by Ethanol Decomposition. *Journal of Environmental Chemical Engineering*, Volume 2(3), pp. 1588–1595

- Wang, Z.M., Hoshinoo, K., Yamagishi, M. Yoshizawa, N., Kanoh, H., Hirotsu, T., 2006. Formation of Graphite-derived Layered Mesoporous Carbon Materials. *Microporous and Mesoporous Materials*, Volume 93(1–3), pp. 254–262
- Wei, F., Zhang, Q., Qian, W., Yu, H., Wang, Y., Luo, G., Xu, G., Wang, D., 2008. The Mass Production of Carbon Nanotubes using a Nano-agglomerate Fluidized Bed Reactor: A Multiscale Space–time Analysis. *Powder Technology*, Volume 183(1), pp. 10–20
- Xu, J., Ibrahim, A., Hu, X., Hong, Y., Su, Y., Wang, H., Li, J., 2016. Preparation of Large Pore Volume  $\gamma$ -Alumina and Its Performance as Catalyst Support in Phenol Hydroxylation. *Microporous and Mesoporous Materials*, Volume 231, pp. 1–8
- Zhang, Q., Huang, J., Zhao, M., Qian, W., Wei, F., 2011. Carbon Nanotube Mass Production: Principles and Processes. *ChemSusChem*, Volume 4(7), pp. 864–889

# International Journal of Technology

Volume 9 | Issue 1 | January 2018



[www.ijtech.eng.ui.ac.id](http://www.ijtech.eng.ui.ac.id)

Published by Faculty of Engineering, Universitas Indonesia

27 Jan 2018



[i](#) [x](#)

## Nursing Research and Practice

Join Leading Researchers in the Field and Publish With Us  
Submit Your Manuscript.

Hindawi

# International Journal of Technology

### COUNTRY

Indonesia



Universities and research institutions in Indonesia

### SUBJECT AREA AND CATEGORY

Business, Management and Accounting  
Management of Technology and Innovation  
Strategy and Management

Engineering  
Engineering (miscellaneous)

### PUBLISHER

Faculty of Engineering  
Universitas Indonesia



University of Indonesia in Scimago Institutions Rankings

### H-INDEX

# 15

### PUBLICATION TYPE

Journals

### ISSN

20869614

### COVERAGE

2010-2020

### INFORMATION

[Homepage](#)

[How to publish in this journal](#)

[ale.berawi@gmail.com](mailto:ale.berawi@gmail.com)

The 2021 Global Threat Report

One Of the Most Highly Anticipated

Support - Scopus journal - Fast Publication | Q1 Q2 Q3 Q4

One of the easiest ways to ensuring that your paper is published quickly by well-recognized ijrdo.org

SCOPE

International Journal of Technology aims to provide cutting-edge research and practices in the management and design of technology, a forum for debate and reflection as well as an anchor point for many technology practitioners and academics programs. Submission are invited concerning any theoretical or practical treatment of technology design, development and application (from various field of study such as: architecture, chemical, civil, electrical, industrial, material, and mechanical engineering). The subject of papers contributed may cover, but is not limited to: Discussion and exploration of new theory and knowledge of technology, innovation and sustainable development. Industrial and service management, product and process design, and performance improvement. Proficiency in the understanding technology design, development and application derived from experimental data analysis. Case studies reporting insights and best practices regarding technology design and development drawn from practices. Technology tools, techniques and other structured approaches to understand, measure, or provide value. Empirical observations resulting in original and significant conclusions or application papers in the above areas are also welcome.

 Join the conversation about this journal



---

## Online Wedding Fair 2021

raih kesempatan untuk Raih Logam Mulia, hadiah hingga 50 Juta Venue setiap hari

Bridestory

---

 Quartiles  


---

## Online Wedding Fair 2021

raih kesempatan untuk Raih Logam Mulia, hadiah hingga 50 Juta Venue setiap hari

---

Support - Scopus journal - Fast Publication | Q1  
Q2 Q3 Q4

One of the easiest ways to ensuring that your paper is published quicky by well-recognized ijrdo.org

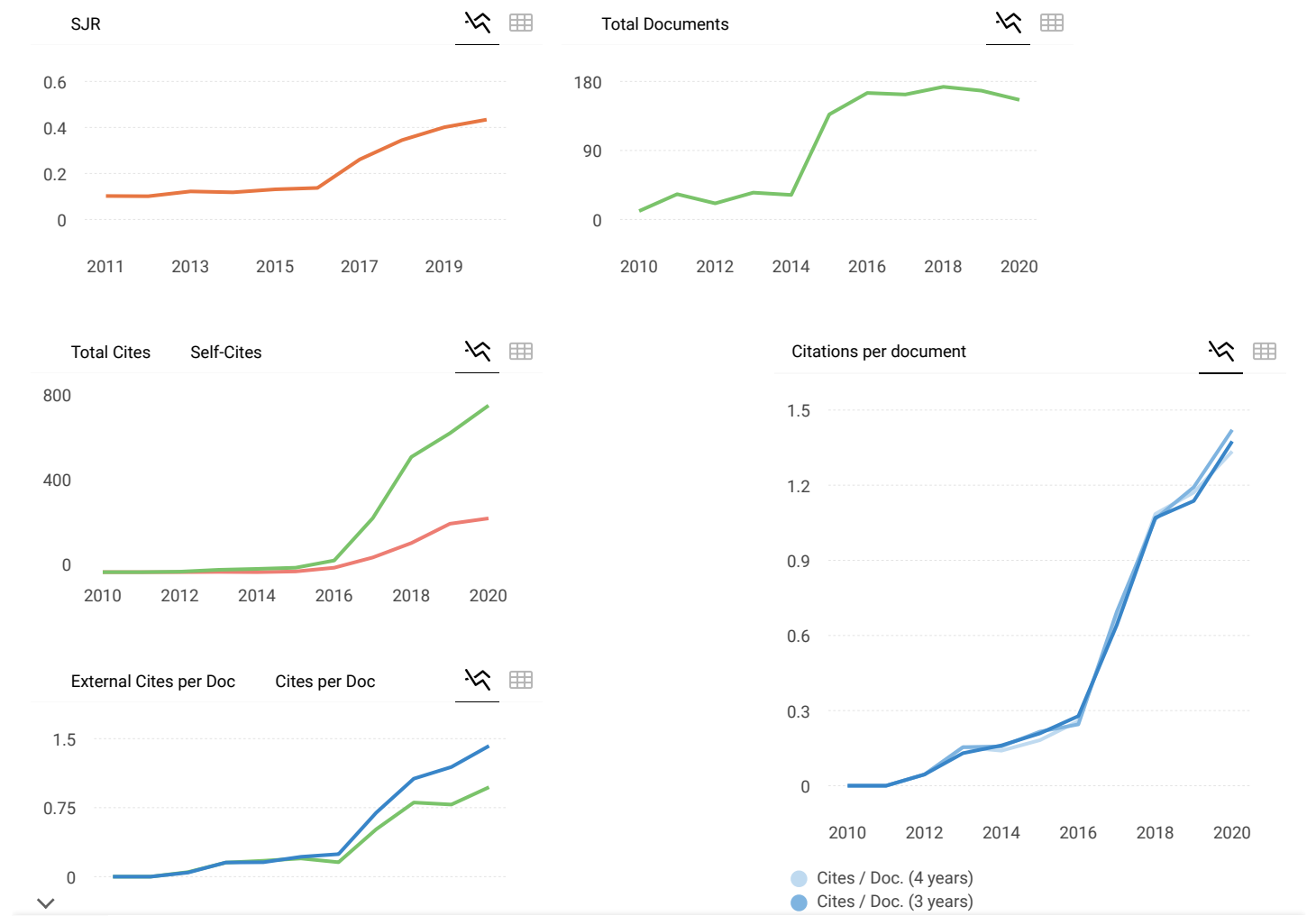
FIND SIMILAR JOURNALS ?

<p>1 <b>Environmental Progress and Sustainable Energy</b> USA</p> <p><b>17%</b> similarity</p>	<p>2 <b>Clean Technologies and Environmental Policy</b> DEU</p> <p><b>16%</b> similarity</p>	<p>3 <b>Renewable and Sustainable Energy Reviews</b> GBR</p> <p><b>15%</b> similarity</p>	<p>4 <b>Energy Sour Recovery, Ut</b> GBR</p> <p><b>1</b> s</p>
--	--	---	--

## Online Wedding Fair 2021

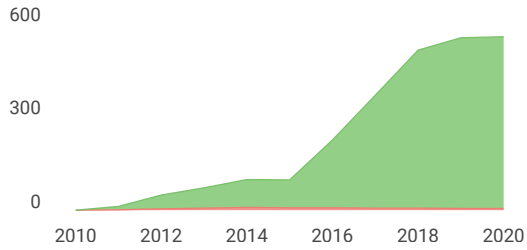
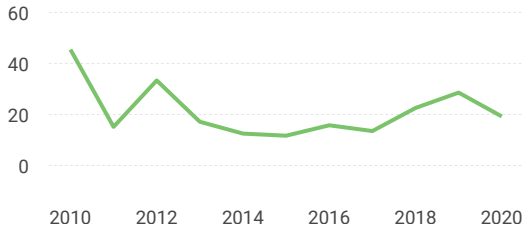
raih kesempatan untuk Raih Logam Mulia, hadiah hingga 50 Juta & diskon Venue setiap hari

Bridestory

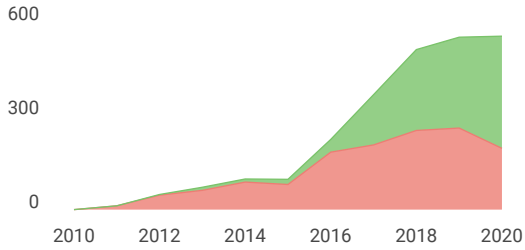


Support - Scopus journal - Fast Publication | Q1  
Q2 Q3 Q4

One of the easiest ways to ensuring that your paper is published quicky by well-recognized ijrdo.org



Cited documents    Uncited documents   



**International Journal of Technology**

Q2

Engineering (miscellaneous)

best quartile

SJR 2020

0.43

powered by scimagojr.com

← Show this widget in your own website

Just copy the code below and paste within your html code:

```
<a href="https://www.scimaç
```

### SCImago Graphica

Explore, visually communicate and make sense of data with our **new free tool**.

Get it



## Support - Scopus journal - Fast Publication | Q1 Q2 Q3 Q4

One of the easiest ways to ensuring that your paper is published quicky by well-recognized ijrdo.org

Metrics based on Scopus® data as of April 2021

A **anju panwar** 7 months ago

I WANT TO PUBLISH A PAPER IN YOUR JOURNAL SO WHAT WILL BE THE CHARGES AND TIME DURATION.

reply

A **amanda serrano** 7 months ago

Buenos días, ¿donde puedo encontrar el indice de impacto/de calidad? gracias.

reply



## Support - Scopus journal - Fast Publication | Q1 Q2 Q3 Q4

One of the easiest ways to ensuring that your paper is published quicky by well-recognized ijrdo.org

Dear Amanda,

Thank you for contacting us. You can consult the SJR indicator just above.

Best Regards, SCImago Team

**B** **Bahrani** 11 months ago

Dear  
Team Scimago

I would like to submit my article. the title article is the influence of service quality on student satisfaction of Teacher Training and Tarbiyah Faculty. it is the result of research in 2019. is it relevant to your journal. if yes, Could You please give the link of journal address?

Best Regard,

Bahrani (Author)

reply



**Melanie Ortiz** 11 months ago

SCImago Team

Dear Bahrani,  
thank you for contacting us.  
We are sorry to tell you that SCImago Journal & Country Rank is not a journal. SJR is a portal with scientometric indicators of journals indexed in Elsevier/Scopus.  
Unfortunately, we cannot help you with your request, we suggest you visit the journal's homepage (See submission/author guidelines) or contact the journal's editorial staff , so they could inform you more deeply.  
Best Regards, SCImago Team

**J** **jamal** 12 months ago

Dear

Is it ISI-Citation journal?

Thank you

reply



Support - Scopus journal - Fast Publication | Q1  
Q2 Q3 Q4

One of the easiest ways to ensuring that your paper is published quicky by well-recognized ijrdo.org



journal. We suggest you consult the Journal Citation Report for other indicators (like Impact Factor) with a Web of Science data source. Best Regards, SCImago Team

H **Hadi** 1 year ago

Is this journal recieved manuscript in metrology field. Thanks a lot for a good attention.

reply



**Melanie Ortiz** 1 year ago

SCImago Team

Dear Hadi,  
thank you for contacting us.  
Unfortunately, we cannot help you with your request, we suggest you visit the journal's homepage (See scope and submission/author guidelines) or contact the journal's editorial staff , so they could inform you more deeply.  
Best Regards, SCImago Team

A **ASMAT** 1 year ago

This journal totally disappointed me. I submitted my article in march 2019 in that time there were no APC charge, and entire 2019 year, the editor board did not reply regarding reviewing status. This journal has taking APC from jan 2020, and they send me email in feb 2020 for APC charge agreement.

I am poor student, how can I pay APC like 550 USD and my college was also not agreed to do this. This journal wasted total 1 year of my article.

reply

S **Sergio** 1 year ago

There are many journals free to publish



**Melanie Ortiz** 2 years ago

SCImago Team

Dear user,

thank you for contacting us.

Sorry to tell you that SCImago Journal & Country Rank is not a journal. SJR is a portal with scientometric indicators of journals indexed in Elsevier/Scopus.

Unfortunately, we cannot help you with your request, we suggest you to go to the journal's homepage or contact the journal's editorial staff , so they could inform you more deeply.

Best Regards, SCImago Team



Support - Scopus journal - Fast Publication | Q1  
Q2 Q3 Q4

One of the easiest ways to ensuring that your paper is published quicky by well-recognized ijrdo.org

Z **Zulkipli Jemain** 2 years ago

Melanie Ortiz, whom we respect.

I am a researcher in the field of education management. can Melanie help me? I really need a journal or book related to the title of my research, titled "Competitiveness of the Quality of Religious Education Institutions.

If this article has been read by a friend, and deigned to help. can send messages to email: zulkiplijemain@gmail.com



**Melanie Ortiz** 2 years ago

SCImago Team

Dear Zulkipli, thank you very much for your comment. Unfortunately, we cannot help you with your request, we suggest you to use the Search Tool just above and enter key words to find a Journal according to your request. You can also select a Category and look for a journal within. Best Regards, SCImago Team

F **Fermi Dwi Wicaksono** 2 years ago

Dear IJTECH Editor (Dr. Nyoma Suwartha),

I have notified that my paper is accepted to be published in the International Journal of Technology on 14 September 2018, and the IJTECH has conducted line editing to my paper as part of the publication process.

Until now I have not obtained any notification about the paper acceptance when to be published, and please reply my email.

Kindly your information when will this paper be published on IJTECH?.

Regards,

reply

S **Secretariat IJtech** 2 years ago

Dear Mr. Fermi Dwi Wicaksono,

Thank you for your message. Due to the long queue of the papers that have been accepted and the limited slots available for each issue, it may take many months for the accepted papers to go into the publication.

At the moment we cannot yet inform you in which issue your paper will be published, but please be assured that all papers will go through the standard procedure of article processing.

Thank you for your contribution to IJTech.

Support - Scopus journal - Fast Publication | Q1  
Q2 Q3 Q4

One of the easiest ways to ensuring that your paper is published quicky by well-recognized ijrdo.org

A **AGUS KUSNAYAT** 3 years ago

when is the receipt of the paper again and what are the conditions to be accepted.

reply



**Fathul Arifin** 2 years ago

it is free.

You will be ask for line editing, after your article is accepted. It is about US\$130 for line editing. if you ask them to do that.



**Elena Corera** 3 years ago

SCImago Team

Dear Agus Kusnayat,

thank you very much for your comment. Unfortunately, we cannot help you with your request, we suggest you contact journal's editorial staff so they could inform you more deeply. You can find contact information in SJR website <https://www.scimagojr.com>

Best regards,  
SCImago Team

R **raheel** 3 years ago

fee for publication ?

reply



**Elena Corera** 3 years ago

SCImago Team

Dear Raheel,

thank you very much for your comment, unfortunately we cannot help you with your request. We suggest you check author's instructions in journal website. You can find that information in SJR website <https://www.scimagojr.com>

Best Regards,  
SCImago Team



Support - Scopus journal - Fast Publication | Q1  
Q2 Q3 Q4

One of the easiest ways to ensuring that your paper is published quicky by well-recognized ijrdo.org

Is this journal paid??  
How much publication charge??

reply

D **Dileep** 3 years ago

Is this journal is paid??  
If yes how much is charge per paper??

reply



**Elena Corera** 3 years ago

SCImago Team

Dear Dileep, we suggest you contact the journal directly. Best Regards, SCImago Team

J **junaidi Husin** 3 years ago

My Name is Junaidi,I wont published articeel if myt articeel is the best wint revier

YOUR'S SINCERELLY  
JUNAIDI

reply



**Elena Corera** 3 years ago

SCImago Team

Dear Junaidi, in the link below you will find the information corresponding to the author's instructions of this journal. Best regards, SCImago Team  
<http://www.ijtech.eng.ui.ac.id/old/index.php/journal/about/submissions>

**Leave a comment**

Name

Email

(will not be published)



Support - Scopus journal - Fast Publication | Q1  
Q2 Q3 Q4

One of the easiest ways to ensuring that your paper is published quicky by well-recognized ijrdo.org



I'm not a robot  
reCAPTCHA  
Privacy - Terms


Submit

The users of Scimago Journal & Country Rank have the possibility to dialogue through comments linked to a specific journal. The purpose is to have a forum in which general doubts about the processes of publication in the journal, experiences and other issues derived from the publication of papers are resolved. For topics on particular articles, maintain the dialogue through the usual channels with your editor.

Developed by:



Powered by:



Follow us on @ScimagoJR

Scimago Lab, Copyright 2007-2020. Data Source: Scopus®

EST MODUS IN REBUS

Horatio (Satira 1, 1, 106)



Support - Scopus journal - Fast Publication | Q1  
Q2 Q3 Q4

One of the easiest ways to ensuring that your paper is published quicky by well-recognized ijrdo.org



Enter Journal Title, ISSN, Category, Book Title or Publisher

SEARCH

## Nursing Research and Practice

Join Leading Researchers in the Field and Publish With Hindawi. Submit Your Manuscript.

Hindawi

# International Journal of Technology- Impact Factor, Overall Ranking, h-index, SJR, Rating, Publisher, ISSN, and Other Important Metrics

Last Updated on June 24, 2021

## Important Metrics

<b>Title</b>	International Journal of Technology
<b>Abbreviation</b>	Int. J. Technol.
<b>Publication Type</b>	Journal
<b>Subject Area, Categories, Scope</b>	Engineering (miscellaneous) (Q2); Management of Technology and Innovation (Q2); Strategy and Management (Q2)
<b>h-index</b>	15
<b>Overall Rank/Ranking</b>	11358
<b>SCImago Journal Rank (SJR)</b>	0.434
<b>Impact Score</b>	1.38
<b>Publisher</b>	Faculty of Engineering Universitas Indonesia
<b>Country</b>	Indonesia
<b>ISSN</b>	20869614



Publish paper in peer review SCOPUS and mathematical reviews indexed journals

ripublication.com

OPEN

## About International Journal of Technology

*International Journal of Technology* is a journal covering the technologies/fields/categories related to **Engineering (miscellaneous) (Q2); Management of Technology and Innovation (Q2); Strategy and Management (Q2)**. It is published by **Faculty of Engineering Universitas Indonesia**. The overall rank of International Journal of Technology is **11358**. According to **SCImago Journal Rank (SJR)**, this journal is ranked **0.434**. SCImago Journal Rank is an indicator, which measures the scientific influence of journals. It considers the number of citations received by a journal and the importance of the journals from where these citations come. SJR acts as an alternative to the Journal Impact Factor (or an average number of citations received in last 2 years). This journal has an **h-index** of **15**. The **best quartile** for this journal is **Q2**.

The ISSN of **International Journal of Technology** journal is **20869614**. An International Standard Serial Number (ISSN) is a unique code of 8 digits. It is used for the recognition of journals, newspapers, periodicals, and magazines in all kind of forms, be it print-media or electronic. **International Journal of Technology** is cited by a total of **716** articles during the last 3 years (Preceding 2020).

## International Journal of Technology Impact Score 2020-2021

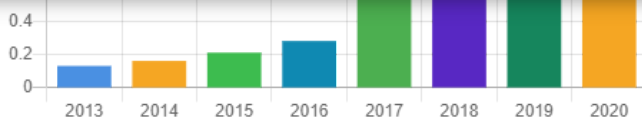
The **impact score (IS)** 2020 of **International Journal of Technology** is **1.38**, which is computed in 2021 as per its definition. **International Journal of Technology** IS is **increased** by a factor of **0.24** and approximate percentage change is **21.05%** when compared to preceding year 2019, which shows a **rising** trend. The impact score (IS), also denoted as Journal impact score (JIS), of an academic journal is a measure of the yearly average number of citations to recent articles published in that journal. It is based on Scopus data.

## International Journal of Technology Impact Score 2021 Prediction

IS 2020 of **International Journal of Technology** is **1.38**. If the same upward trend persists, impact score of joule may **rise** in 2021 as well.

## Impact Score Trend

Year wise Impact Score (IS) of International Journal of Technology. Based on Scopus data.



Year	Impact Score (IS)
2021/2022	Coming Soon
2020	1.38
2019	1.14
2018	1.07
2017	0.64

## International Journal of Technology h-index

**International Journal of Technology** has an h-index of **15**. It means **15** articles of this **journal** have more than **15** number of citations. The h-index is a way of measuring the productivity and citation impact of the publications. The h-index is defined as the maximum value of h such that the given journal/author has published h papers that have each been cited at least h number of times.

## International Journal of Technology ISSN

The ISSN of **International Journal of Technology** is **20869614**. ISSN stands for International Standard Serial Number.

An ISSN is a unique code of 8 digits. It is used for the recognition of journals, newspapers, periodicals, and magazines in all kind of forms, be it print-media or electronic.

## International Journal of Technology Rank and SCImago Journal Rank (SJR)

The overall rank of **International Journal of Technology** is **11358**. According to SCImago Journal Rank (SJR), this journal is ranked **0.434**. SCImago Journal Rank is an indicator, which measures the scientific influence of journals. It considers the number of citations received by a journal and the importance of the journals from where these citations come.

## International Journal of Technology Publisher





## Call For Papers

Visit the official website of the journal/conference to check the further details about the call for papers.

## Abbreviation

The ISO 4 standard abbreviation of **International Journal of Technology** is **Int. J. Technol.**. This abbreviation ('Int. J. Technol.') is well recommended and approved for the purpose of indexing, abstraction, referencing and citing goals. It meets all the essential criteria of ISO 4 standard.

ISO 4 (International Organization for Standardization 4) is an international standard that defines a uniform and consistent system for abbreviating serial publication titles and journals.

## How to publish in International Journal of Technology

If your research field is/are related to **Engineering (miscellaneous) (Q2); Management of Technology and Innovation (Q2); Strategy and Management (Q2)**, then please visit the official website of this journal.

## Acceptance Rate

The acceptance rate/percentage of any academic journal/conference depends upon many parameters. Some of the critical parameters are listed below.

- The demand or interest of researchers/scientists in publishing in a specific Journal/Conference.
- Peer review complexity and timeline.
- The mix of unsolicited and invited submissions.
- The time it takes from manuscript submission to final publication.
- And Many More.

It is essential to understand that the acceptance rate/rejection rate of papers varies among journals. Some Journals considers all the manuscripts submissions as a basis of acceptance rate computation. On the other hand, few consider the only manuscripts sent for peer review or few even not bother about the accurate maintenance of total submissions. Hence, it can provide a rough estimation only.

The best way to find out the acceptance rate is to reach out to the associated editor or to check the **official website** of the Journal/Conference.

## Credits and Sources

- Scimago Journal & Country Rank (SJR), <https://www.scimagojr.com/>
- Journal Impact Factor, <https://clarivate.com/>

[Back to Search](#)

## Impact Factor, h-Index, and Other Important Details of These Journals, Conferences, and Books

Journal/Conference/Workshop/Book Title	Type	Ranking	Publisher	h-index	Impact Score
Proceedings - 2018 IEEE 14th International Colloquium on Signal Processing and its Application, CSPA 2018	conference and proceedings	15561		9	2.35
Nuclear and Radiation Safety	journal	18119	Odessa National Polytechnic Institute, Nuclear physics and energy	5	0.80
Progress in Biomedical Optics and Imaging - Proceedings of SPIE	conference and proceedings	17468	SPIE	53	0.67
Second Language Research	journal	2792	SAGE Publications Ltd	58	2.64
Accounting, Organizations and Society	journal	835	Elsevier Ltd.	133	3.85
Transportation Planning and Technology	journal	11364	Taylor and Francis Ltd.	42	1.52
2019 AEIT International Conference of Electrical and Electronic Technologies for Automotive, AEIT AUTOMOTIVE 2019	conference and proceedings	24531		4	1.31
Journal of Spanish Cultural Studies	journal	27437	Routledge	12	0.26
Development and Learning in Organizations	journal	23151	Emerald Group Publishing Ltd.	15	0.39
Journal of Advanced Research	journal	1891	Cairo University	55	10.10

[Check complete list](#)

Year wise Impact Score (IF) of International Journal of Technology



Impact Score Table

Year	Impact Score (IS)
2021/2022	Coming Soon
2020	1.38
2019	1.14
2018	1.07
2017	0.64
2016	0.28
2015	0.21
2014	0.16



Top Journals/Conferences in Engineering (miscellaneous)

# Nature Reviews Chemistry  
Nature Publishing Group | United Kingdom

# Nature Chemistry  
Nature Publishing Group | United Kingdom

# Progress in Energy and Combustion Science  
Elsevier BV | United Kingdom

# Chem  
Elsevier Inc. | United States



# ACS Central Science

American Chemical Society | United States

# Journal of Engineering Education

Wiley-Blackwell | United States


# Small

Wiley-VCH Verlag | Germany

# Chemistry of Materials

American Chemical Society | United States

See All



Top Journals/Conferences in Management of Technology and Innovation

# Academy of Management Journal

Academy of Management | United States

# Academy of Management Review

Academy of Management | United States

# Journal of Business Venturing



SAGE Publications Inc. | United States

# Journal of Human Resources

University of Wisconsin Press | United States

# Journal of International Business Studies

Palgrave Macmillan Ltd. | United Kingdom

# International Journal of Management Reviews

Wiley-Blackwell Publishing Ltd | United Kingdom

# Organization Studies

SAGE Publications Ltd | United Kingdom

# Journal of Management Studies

Wiley-Blackwell Publishing Ltd | United Kingdom

See All

Top Journals/Conferences in Strategy and Management

# Journal of Financial Economics

Elsevier | Netherlands

# Academy of Management Journal

Academy of Management | United States

# Strategic Management Journal

John Wiley and Sons Ltd | United Kingdom

# Academy of Management Review

Academy of Management | United States

# Journal of Management

SAGE Publications Inc. | United States

# Manufacturing and Service Operations Management

INFORMS Institute for Operations Research and the Management Sciences | United States

# Organization Science

INFORMS Institute for Operations Research and the Management Sciences | United States

# Organizational Research Methods

SAGE Publications Inc. | United States

# Journal of Human Resources

University of Wisconsin Press | United States

# Strategic Entrepreneurship Journal

John Wiley and Sons Inc. | United States

See All



Search Conferences, Journals, etc



 **IMPACT FACTOR**

 **JOURNAL RANKING**

 **CONFERENCE RANKING**

 **Conferences**

 **Journals**

 **Workshops**

 **S**

[About Us](#) | [Contact Us](#) | [Disclaimer](#) | [Privacy Policy](#) | [Terms and Conditions](#) | [Advertise](#)

© 2021 www.resurchify.com All Rights Reserved.

## EDITORIAL TEAM

---

### Editor in Chief

1. Dr. Mohammed Ali Berawi, Universitas Indonesia, Indonesia

### Managing Editor

1. Dr. Nyoman Suwartha, Universitas Indonesia, Indonesia

### Members

1. Prof. Dr. Akhmad Herman Yuwono , Universitas Indonesia, Indonesia
2. Dr. Anwar Usman, Universiti Brunei Darussalam, Brunei Darussalam
3. Dr. Cecilia Vale, University of Porto, Portugal
4. Dr. Eko Adhi Setiawan, Universitas Indonesia, Indonesia
5. Eny Kusriani, Ph.D, Universitas Indonesia, Indonesia
6. Prof. Dr. Esah Hamzah, Universiti Teknologi Malaysia, Malaysia
7. Dr. Giuseppe Lo Papa, Teagasc Rural Economy Research Centre, Ireland
8. Prof. Dr. Hamzah Abdul Rahman, Universiti Malaya, Malaysia
9. Dr. Hendri Dwi Saptioratri, Universitas Indonesia, Indonesia
10. Dr. Hng Huey Hoon, Nanyang Technological University, Singapore , Singapore
11. Prof. Dr. Isti Surjandari, Universitas Indonesia, Indonesia
12. Dr. Johannes Widodo, National University of Singapore, Singapore
13. Prof. Dr. Jong-Taek Oh, Chonnam National University, Korea, Republic of
14. Dr. Lee Wilson, University of Saskatchewan, Canada
15. Dr. Muhamad Asvial, Universitas Indonesia, Indonesia
16. Dr. Muhammad Arif Budiyanto, Universitas Indonesia, Indonesia
17. Prof. Dr. Muhammad Idiris Saleh, Universiti Sains Malaysia, Malaysia
18. Dr. Muhammad Suryanegara, Universitas Indonesia, Indonesia
19. Prof. Dr. Nandy Putra, Universitas Indonesia, Indonesia
20. Dr. Nofrijon Sofyan, Universitas Indonesia, Indonesia
21. Prof. Paramita Atmodiwiryo, Universitas Indonesia, Indonesia
22. Prof. Dr. Prof. Bambang Sugiarto, Universitas Indonesia, Indonesia
23. Prof. Dr. Prof. Dr. Dedi Priadi, Universitas Indonesia, Indonesia
24. Prof. Dr. Prof. Dr. Hideaki Ohgaki, Kyoto University, Japan
25. Prof. Dr. Raimundo Delgado, University of Porto, Portugal
26. Dr. Reza Kia, Islamic Azad University, Iran (Islamic Republic of)
27. Dr. Roy Woodhead, Digital Innovation, Sheffield Business School, Sheffield Hallam University, United Kingdom
28. Prof. Rui Calcada, University of Porto, Portugal
29. Dr. Ruki Harwahyu, Universitas Indonesia, Indonesia
30. Dr. Sam P. Sinha, Scientific Research & Development, United States
31. Prof. Dr. Simon P. Ringer, University of Sydney, Australia
32. Dr. Sri Harjanto, Universitas Indonesia, Indonesia
33. Prof. Dr. Sutrasno Kartohardjono, Universitas Indonesia, Indonesia
34. Prof. Dr. T. Yuri M. Zagloel, Universitas Indonesia, Indonesia
35. Prof. Dr. Toshio Shudo, Tokyo Metropolitan University, Japan
36. Prof. Dr. Yandi Andri Yatmo, Universitas Indonesia, Indonesia
37. Dr. Yudan Whulanza, S.T., M.Sc., Universitas Indonesia, Indonesia

38. Prof. Dr. Yung- Hui Lee, National Taiwan University, Taiwan

39. Dr. Yung-Jung Hsu, National Chiao Tung University, Taiwan

### About the Journal

- Editorial Board (<https://ijtech.eng.ui.ac.id/people>)
- Focus and Scope (<https://ijtech.eng.ui.ac.id/about/5/focus-and-scope>)
- Online Submissions (<https://ijtech.eng.ui.ac.id/about/3/online-submission>)
- Publication Policy (<https://ijtech.eng.ui.ac.id/about/11/publication-policy>)
- Publication Ethics and Policy (<https://ijtech.eng.ui.ac.id/about/10/policy>)
- Author Guidelines (<https://ijtech.eng.ui.ac.id/about/4/author-guidelines>)
- List of Reviewers (<https://ijtech.eng.ui.ac.id/about/12>)

- Most downloaded papers (<https://ijtech.eng.ui.ac.id/home/mostdownloadedpapers>)
- Most cited papers (<https://ijtech.eng.ui.ac.id/about/14>)

### Login

#### Username

#### Password

Not as user?

Register (<https://ijtech.eng.ui.ac.id/register>)

**LOGIN**

### IJTech

p-ISSN : 2086-9614 (<https://portal.issn.org/resource/ISSN/2086-9614>)

e-ISSN : 2087-2100 (<https://portal.issn.org/resource/ISSN/2087-2100>)

### Journal Metrics



(<https://www.scimagojr.com/journalsearch.php?q=21100235612&tip=sid&exact=no>)



Metrics by SCOPUS 2019

CiteScore 2019: **1.8**

CiteScoreTracker 2019: **1.18**

Source Normalized Impact per Paper  
(SNIP): **1.395**

---

Acceptance rate: **27.13 %**

Average time to publish: **136 days.**

📈 IJTech is indexed in



(<https://www.scopus.com/sourceid/21100235612>)



(<http://www.ebsco.com/index.asp>)



(<https://doaj.org/toc/2086-9614>)



([https://www.scimagojr.com/journalsearch.php?](https://www.scimagojr.com/journalsearch.php?q=21100235612&tip=sid)

[q=21100235612&tip=sid](https://www.scimagojr.com/journalsearch.php?q=21100235612&tip=sid))



([https://journals.indexcopernicus.com/search/details?](https://journals.indexcopernicus.com/search/details?id=31340)

[id=31340](https://journals.indexcopernicus.com/search/details?id=31340))



(<http://www.crossref.org>)



([https://scholar.google.co.id/scholar?](https://scholar.google.co.id/scholar?q=site%3Ahttp%3A%2F%2Fijtech.eng.ui.ac.id)

[q=site%3Ahttp%3A%2F%2Fijtech.eng.ui.ac.id](https://scholar.google.co.id/scholar?q=site%3Ahttp%3A%2F%2Fijtech.eng.ui.ac.id))



([https://mjl.clarivate.com:/search-results?issn=2086-](https://mjl.clarivate.com:/search-results?issn=2086-9614)

9614)



(<http://info.flagcounter.com/AoS7>)

Copyright © 2017 Faculty of Engineering  
International Journal of Technology

IJTech secretariat, Engineering Center Bld., 2<sup>nd</sup> Fl.  
Faculty of Engineering, Universitas Indonesia  
Depok 16424, Indonesia.

## EDITORIAL TEAM

---

### Editor in Chief

1. Dr. Mohammed Ali Berawi, Universitas Indonesia, Indonesia

### Managing Editor

1. Dr. Nyoman Suwartha, Universitas Indonesia, Indonesia

### Members

1. Prof. Dr. Akhmad Herman Yuwono , Universitas Indonesia, Indonesia
2. Dr. Anwar Usman, Universiti Brunei Darussalam, Brunei Darussalam
3. Dr. Cecilia Vale, University of Porto, Portugal
4. Dr. Eko Adhi Setiawan, Universitas Indonesia, Indonesia
5. Eny Kusriani, Ph.D, Universitas Indonesia, Indonesia
6. Prof. Dr. Esah Hamzah, Universiti Teknologi Malaysia, Malaysia
7. Dr. Giuseppe Lo Papa, Teagasc Rural Economy Research Centre, Ireland
8. Prof. Dr. Hamzah Abdul Rahman, Universiti Malaya, Malaysia
9. Dr. Hendri Dwi Saptioratri, Universitas Indonesia, Indonesia
10. Dr. Hng Huey Hoon, Nanyang Technological University, Singapore , Singapore
11. Prof. Dr. Isti Surjandari, Universitas Indonesia, Indonesia
12. Dr. Johannes Widodo, National University of Singapore, Singapore
13. Prof. Dr. Jong-Taek Oh, Chonnam National University, Korea, Republic of
14. Dr. Lee Wilson, University of Saskatchewan, Canada
15. Dr. Muhamad Asvial, Universitas Indonesia, Indonesia
16. Dr. Muhammad Arif Budiyanto, Universitas Indonesia, Indonesia
17. Prof. Dr. Muhammad Idiris Saleh, Universiti Sains Malaysia, Malaysia
18. Dr. Muhammad Suryanegara, Universitas Indonesia, Indonesia
19. Prof. Dr. Nandy Putra, Universitas Indonesia, Indonesia
20. Dr. Nofrijon Sofyan, Universitas Indonesia, Indonesia
21. Prof. Paramita Atmodiwiryo, Universitas Indonesia, Indonesia
22. Prof. Dr. Prof. Bambang Sugiarto, Universitas Indonesia, Indonesia
23. Prof. Dr. Prof. Dr. Dedi Priadi, Universitas Indonesia, Indonesia
24. Prof. Dr. Prof. Dr. Hideaki Ohgaki, Kyoto University, Japan
25. Prof. Dr. Raimundo Delgado, University of Porto, Portugal
26. Dr. Reza Kia, Islamic Azad University, Iran (Islamic Republic of)
27. Dr. Roy Woodhead, Digital Innovation, Sheffield Business School, Sheffield Hallam University, United Kingdom
28. Prof. Rui Calcada, University of Porto, Portugal
29. Dr. Ruki Harwahyu, Universitas Indonesia, Indonesia
30. Dr. Sam P. Sinha, Scientific Research & Development, United States
31. Prof. Dr. Simon P. Ringer, University of Sydney, Australia
32. Dr. Sri Harjanto, Universitas Indonesia, Indonesia
33. Prof. Dr. Sutrasno Kartohardjono, Universitas Indonesia, Indonesia
34. Prof. Dr. T. Yuri M. Zagloel, Universitas Indonesia, Indonesia
35. Prof. Dr. Toshio Shudo, Tokyo Metropolitan University, Japan
36. Prof. Dr. Yandi Andri Yatmo, Universitas Indonesia, Indonesia
37. Dr. Yudan Whulanza, S.T., M.Sc., Universitas Indonesia, Indonesia

38. Prof. Dr. Yung- Hui Lee, National Taiwan University, Taiwan

39. Dr. Yung-Jung Hsu, National Chiao Tung University, Taiwan

### About the Journal

- Editorial Board (<https://ijtech.eng.ui.ac.id/people>)
- Focus and Scope (<https://ijtech.eng.ui.ac.id/about/5/focus-and-scope>)
- Online Submissions (<https://ijtech.eng.ui.ac.id/about/3/online-submission>)
- Publication Policy (<https://ijtech.eng.ui.ac.id/about/11/publication-policy>)
- Publication Ethics and Policy (<https://ijtech.eng.ui.ac.id/about/10/policy>)
- Author Guidelines (<https://ijtech.eng.ui.ac.id/about/4/author-guidelines>)
- List of Reviewers (<https://ijtech.eng.ui.ac.id/about/12>)

- Most downloaded papers (<https://ijtech.eng.ui.ac.id/home/mostdownloadedpapers>)
- Most cited papers (<https://ijtech.eng.ui.ac.id/about/14>)

### Login

#### Username

#### Password

Not as user?

Register (<https://ijtech.eng.ui.ac.id/register>)

**LOGIN**

### IJTech

p-ISSN : 2086-9614 (<https://portal.issn.org/resource/ISSN/2086-9614>)

e-ISSN : 2087-2100 (<https://portal.issn.org/resource/ISSN/2087-2100>)

### Journal Metrics



(<https://www.scimagojr.com/journalsearch.php?q=21100235612&tip=sid&exact=no>)

Metrics by SCOPUS 2019

CiteScore 2019: **1.8**

CiteScoreTracker 2019: **1.18**

Source Normalized Impact per Paper  
(SNIP): **1.395**

---

Acceptance rate: **27.13 %**

Average time to publish: **136 days.**

📈 IJTech is indexed in



(<https://www.scopus.com/sourceid/21100235612>)



(<http://www.ebsco.com/index.asp>)



(<https://doaj.org/toc/2086-9614>)



([https://www.scimagojr.com/journalsearch.php?](https://www.scimagojr.com/journalsearch.php?q=21100235612&tip=sid)

[q=21100235612&tip=sid](https://www.scimagojr.com/journalsearch.php?q=21100235612&tip=sid))



([https://journals.indexcopernicus.com/search/details?](https://journals.indexcopernicus.com/search/details?id=31340)

[id=31340](https://journals.indexcopernicus.com/search/details?id=31340))



(<http://www.crossref.org>)



([https://scholar.google.co.id/scholar?](https://scholar.google.co.id/scholar?q=site%3Ahttp%3A%2F%2Fijtech.eng.ui.ac.id)

[q=site%3Ahttp%3A%2F%2Fijtech.eng.ui.ac.id](https://scholar.google.co.id/scholar?q=site%3Ahttp%3A%2F%2Fijtech.eng.ui.ac.id))



([https://mjl.clarivate.com:/search-results?issn=2086-](https://mjl.clarivate.com:/search-results?issn=2086-9614)

9614)



(<http://info.flagcounter.com/AoS7>)

Copyright © 2017 Faculty of Engineering  
International Journal of Technology

IJTech secretariat, Engineering Center Bld., 2<sup>nd</sup> Fl.  
Faculty of Engineering, Universitas Indonesia  
Depok 16424, Indonesia.

## EDITORIAL TEAM

---

### Editor in Chief

1. Dr. Mohammed Ali Berawi, Universitas Indonesia, Indonesia

### Managing Editor

1. Dr. Nyoman Suwartha, Universitas Indonesia, Indonesia

### Members

1. Prof. Dr. Akhmad Herman Yuwono , Universitas Indonesia, Indonesia
2. Dr. Anwar Usman, Universiti Brunei Darussalam, Brunei Darussalam
3. Dr. Cecilia Vale, University of Porto, Portugal
4. Dr. Eko Adhi Setiawan, Universitas Indonesia, Indonesia
5. Eny Kusriani, Ph.D, Universitas Indonesia, Indonesia
6. Prof. Dr. Esah Hamzah, Universiti Teknologi Malaysia, Malaysia
7. Dr. Giuseppe Lo Papa, Teagasc Rural Economy Research Centre, Ireland
8. Prof. Dr. Hamzah Abdul Rahman, Universiti Malaya, Malaysia
9. Dr. Hendri Dwi Saptioratri, Universitas Indonesia, Indonesia
10. Dr. Hng Huey Hoon, Nanyang Technological University, Singapore , Singapore
11. Prof. Dr. Isti Surjandari, Universitas Indonesia, Indonesia
12. Dr. Johannes Widodo, National University of Singapore, Singapore
13. Prof. Dr. Jong-Taek Oh, Chonnam National University, Korea, Republic of
14. Dr. Lee Wilson, University of Saskatchewan, Canada
15. Dr. Muhamad Asvial, Universitas Indonesia, Indonesia
16. Dr. Muhammad Arif Budiyanto, Universitas Indonesia, Indonesia
17. Prof. Dr. Muhammad Idiris Saleh, Universiti Sains Malaysia, Malaysia
18. Dr. Muhammad Suryanegara, Universitas Indonesia, Indonesia
19. Prof. Dr. Nandy Putra, Universitas Indonesia, Indonesia
20. Dr. Nofrijon Sofyan, Universitas Indonesia, Indonesia
21. Prof. Paramita Atmodiwiryo, Universitas Indonesia, Indonesia
22. Prof. Dr. Prof. Bambang Sugiarto, Universitas Indonesia, Indonesia
23. Prof. Dr. Prof. Dr. Dedi Priadi, Universitas Indonesia, Indonesia
24. Prof. Dr. Prof. Dr. Hideaki Ohgaki, Kyoto University, Japan
25. Prof. Dr. Raimundo Delgado, University of Porto, Portugal
26. Dr. Reza Kia, Islamic Azad University, Iran (Islamic Republic of)
27. Dr. Roy Woodhead, Digital Innovation, Sheffield Business School, Sheffield Hallam University, United Kingdom
28. Prof. Rui Calcada, University of Porto, Portugal
29. Dr. Ruki Harwahyu, Universitas Indonesia, Indonesia
30. Dr. Sam P. Sinha, Scientific Research & Development, United States
31. Prof. Dr. Simon P. Ringer, University of Sydney, Australia
32. Dr. Sri Harjanto, Universitas Indonesia, Indonesia
33. Prof. Dr. Sutrasno Kartohardjono, Universitas Indonesia, Indonesia
34. Prof. Dr. T. Yuri M. Zagloel, Universitas Indonesia, Indonesia
35. Prof. Dr. Toshio Shudo, Tokyo Metropolitan University, Japan
36. Prof. Dr. Yandi Andri Yatmo, Universitas Indonesia, Indonesia
37. Dr. Yudan Whulanza, S.T., M.Sc., Universitas Indonesia, Indonesia

38. Prof. Dr. Yung- Hui Lee, National Taiwan University, Taiwan

39. Dr. Yung-Jung Hsu, National Chiao Tung University, Taiwan

### About the Journal

- Editorial Board (<https://ijtech.eng.ui.ac.id/people>)
- Focus and Scope (<https://ijtech.eng.ui.ac.id/about/5/focus-and-scope>)
- Online Submissions (<https://ijtech.eng.ui.ac.id/about/3/online-submission>)
- Publication Policy (<https://ijtech.eng.ui.ac.id/about/11/publication-policy>)
- Publication Ethics and Policy (<https://ijtech.eng.ui.ac.id/about/10/policy>)
- Author Guidelines (<https://ijtech.eng.ui.ac.id/about/4/author-guidelines>)
- List of Reviewers (<https://ijtech.eng.ui.ac.id/about/12>)

- Most downloaded papers (<https://ijtech.eng.ui.ac.id/home/mostdownloadedpapers>)
- Most cited papers (<https://ijtech.eng.ui.ac.id/about/14>)

### Login

#### Username

#### Password

Not as user?

Register (<https://ijtech.eng.ui.ac.id/register>)

**LOGIN**

### IJTech

p-ISSN : 2086-9614 (<https://portal.issn.org/resource/ISSN/2086-9614>)

e-ISSN : 2087-2100 (<https://portal.issn.org/resource/ISSN/2087-2100>)

### Journal Metrics



(<https://www.scimagojr.com/journalsearch.php?q=21100235612&tip=sid&exact=no>)



Metrics by SCOPUS 2019

CiteScore 2019: **1.8**

CiteScoreTracker 2019: **1.18**

Source Normalized Impact per Paper  
(SNIP): **1.395**

Acceptance rate: **27.13 %**

Average time to publish: **136 days.**

📈 IJTech is indexed in



(<https://www.scopus.com/sourceid/21100235612>)



(<http://www.ebsco.com/index.asp>)



(<https://doaj.org/toc/2086-9614>)



([https://www.scimagojr.com/journalsearch.php?](https://www.scimagojr.com/journalsearch.php?q=21100235612&tip=sid)

[q=21100235612&tip=sid](https://www.scimagojr.com/journalsearch.php?q=21100235612&tip=sid))



([https://journals.indexcopernicus.com/search/details?](https://journals.indexcopernicus.com/search/details?id=31340)

[id=31340](https://journals.indexcopernicus.com/search/details?id=31340))



(<http://www.crossref.org>)



([https://scholar.google.co.id/scholar?](https://scholar.google.co.id/scholar?q=site%3Ahttp%3A%2F%2Fijtech.eng.ui.ac.id)

[q=site%3Ahttp%3A%2F%2Fijtech.eng.ui.ac.id](https://scholar.google.co.id/scholar?q=site%3Ahttp%3A%2F%2Fijtech.eng.ui.ac.id))



([https://mjl.clarivate.com:/search-results?issn=2086-](https://mjl.clarivate.com:/search-results?issn=2086-9614)

9614)



(<http://info.flagcounter.com/AoS7>)

Copyright © 2017 Faculty of Engineering  
International Journal of Technology

IJTech secretariat, Engineering Center Bld., 2<sup>nd</sup> Fl.  
Faculty of Engineering, Universitas Indonesia  
Depok 16424, Indonesia.



## The Fourth Industrial Revolution: Managing Technology Development for Competitiveness (<https://ijtech.eng.ui.ac.id/article/view/1504>)

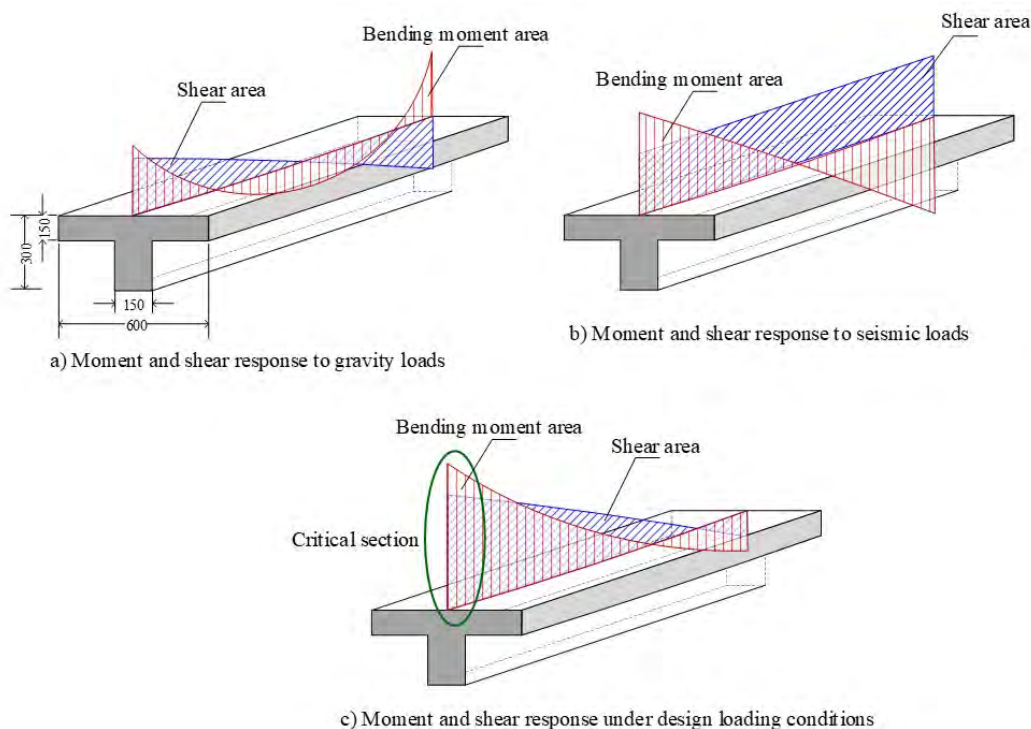
Mohammed Ali Berawi

Publication Date (Online):

Jan 27, 2018

DOI: <https://doi.org/10.14716/ijtech.v9i1.1504> (<https://doi.org/10.14716/ijtech.v9i1.1504>)

Pages : 1-4



## An Integrated System for Enhancing Flexural Members' Capacity via Combinations of the Fiber Reinforced Plastic Use, Retrofitting, and Surface Treatment Techniques (<https://ijtech.eng.ui.ac.id/article/view/298>)

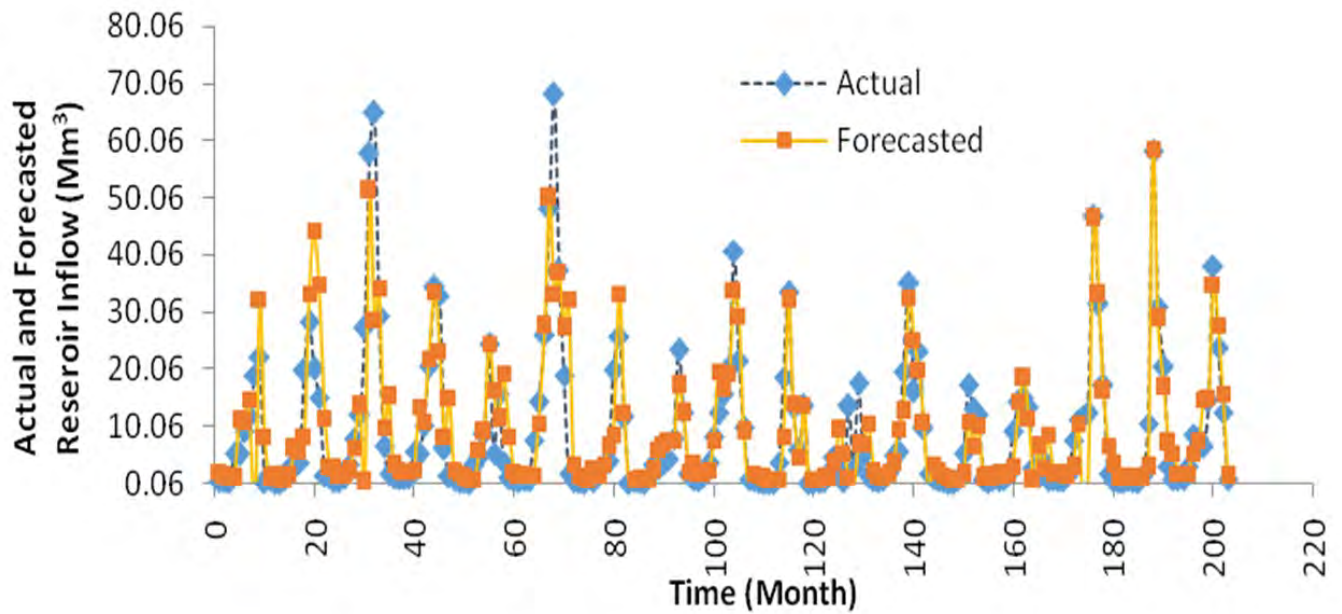
Sri Tudjono, Han Ay Lie, Buntara Sthently Gan

Publication Date (Online):

Jan 27, 2018

DOI: <https://doi.org/10.14716/ijtech.v9i1.298> (<https://doi.org/10.14716/ijtech.v9i1.298>)

Pages : 5-15



Evaluation of the Reservoir Yield and Hydropower Potential of the Doma Dam, Nasarawa State, North Central Nigeria (<https://ijtech.eng.ui.ac.id/article/view/1194>)

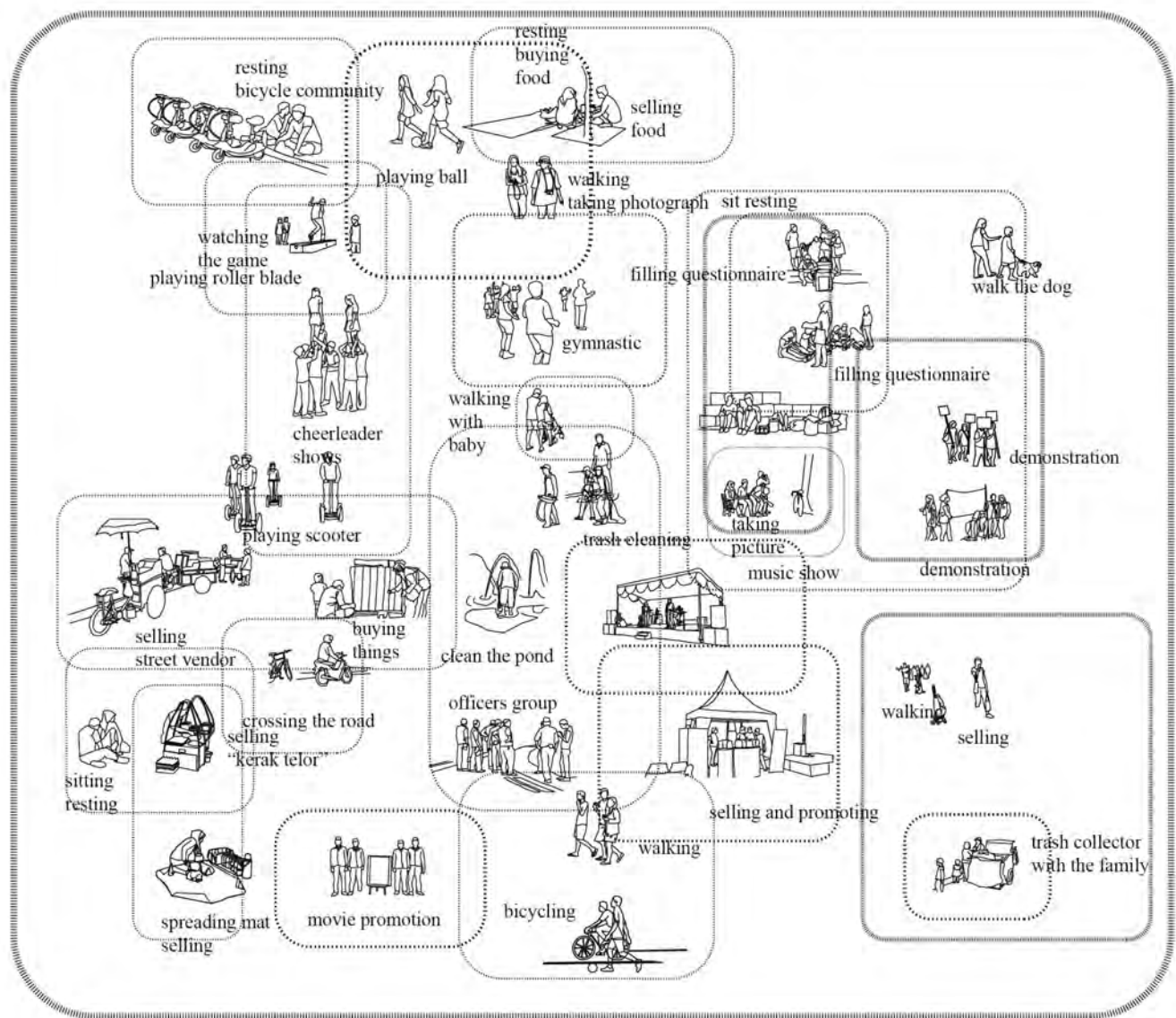
Bolaji Fatai Sule, Tope Lacroix Adunkpe, Adebayo Wahab Salami

Publication Date (Online):

Jan 27, 2018

DOI: <https://doi.org/10.14716/ijtech.v9i1.1194> (<https://doi.org/10.14716/ijtech.v9i1.1194>)

Pages : 16-24



## Events within an Event, Units within a Unit: Explaining the Structure of Urban Spaces through Nesting Theory (<https://ijtech.eng.ui.ac.id/article/view/1014>)

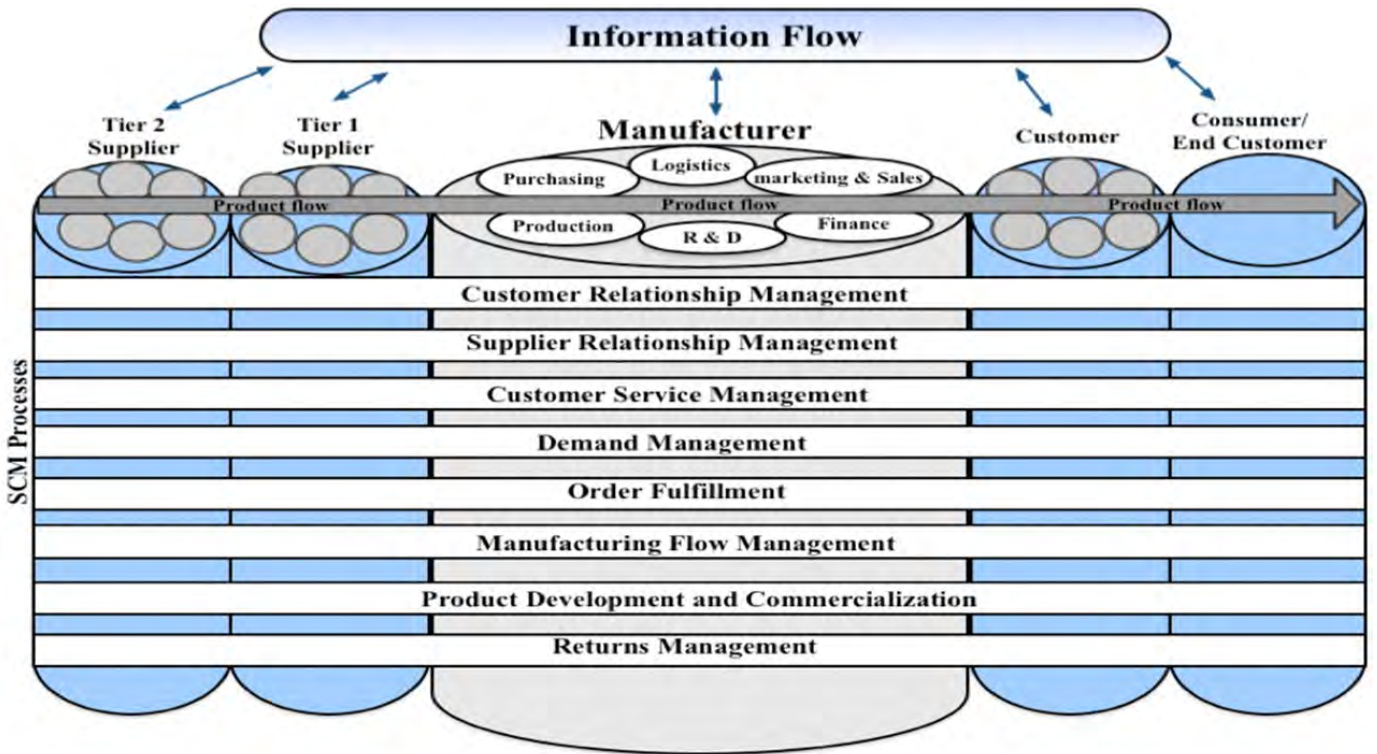
Achmad Hery Fuad , Yandi Andri Yatmo , Emirhadi Suganda, Linda Darmajanti Ibrahim

Publication Date (Online):

Jan 27, 2018

DOI: <https://doi.org/10.14716/ijtech.v9i1.1014> (<https://doi.org/10.14716/ijtech.v9i1.1014>)

Pages : 25-34



Comparison of Supply Chain Process Models based on Service-oriented Architecture (<https://ijtech.eng.ui.ac.id/article/view/182>)

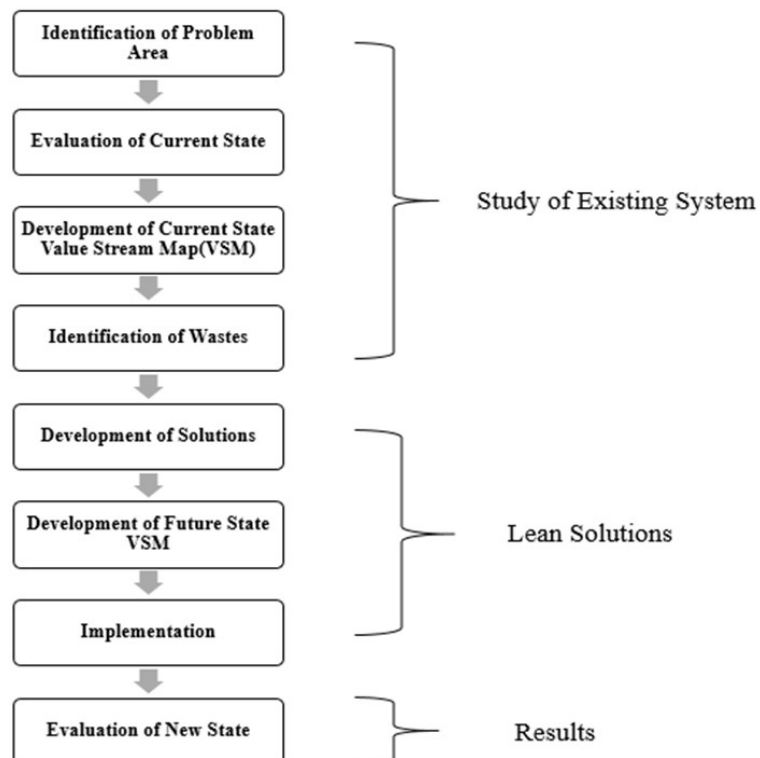
Mohsen Mohammadi, Muriati Mukhtar

Publication Date (Online):

Jan 27, 2018

DOI: <https://doi.org/10.14716/ijtech.v9i1.182> (<https://doi.org/10.14716/ijtech.v9i1.182>)

Pages : 35-45



# Implementation of Lean Principles to Improve the Operations of a Sales Warehouse in the Manufacturing Industry (<https://ijtech.eng.ui.ac.id/article/view/1161>)

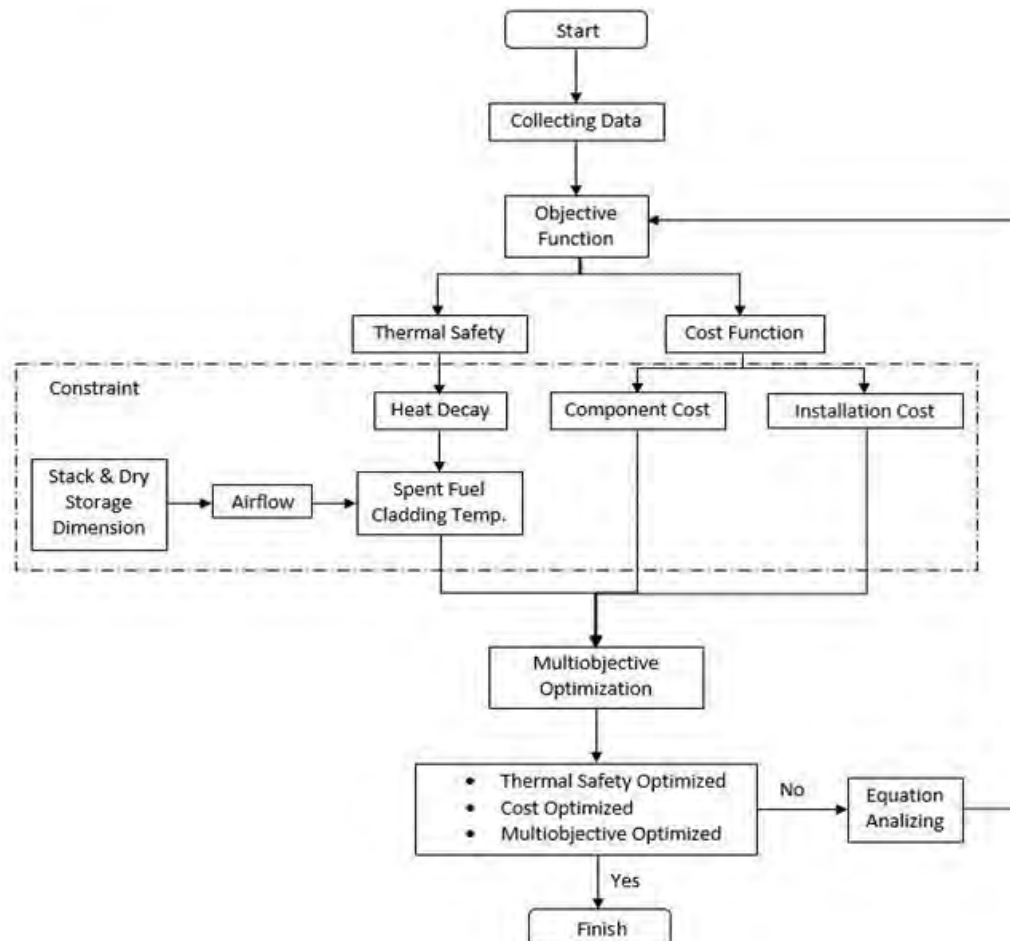
Bibin Baby, Prasanth N, D. Selwyn Jebadurai

Publication Date (Online):

Jan 27, 2018

DOI: <https://doi.org/10.14716/ijtech.v9i1.1161> (<https://doi.org/10.14716/ijtech.v9i1.1161>)

Pages : 46-54



## Optimization of Dry Storage for Spent Fuel from G.A. Siwabessy Nuclear Research Reactor (<https://ijtech.eng.ui.ac.id/article/view/775>)

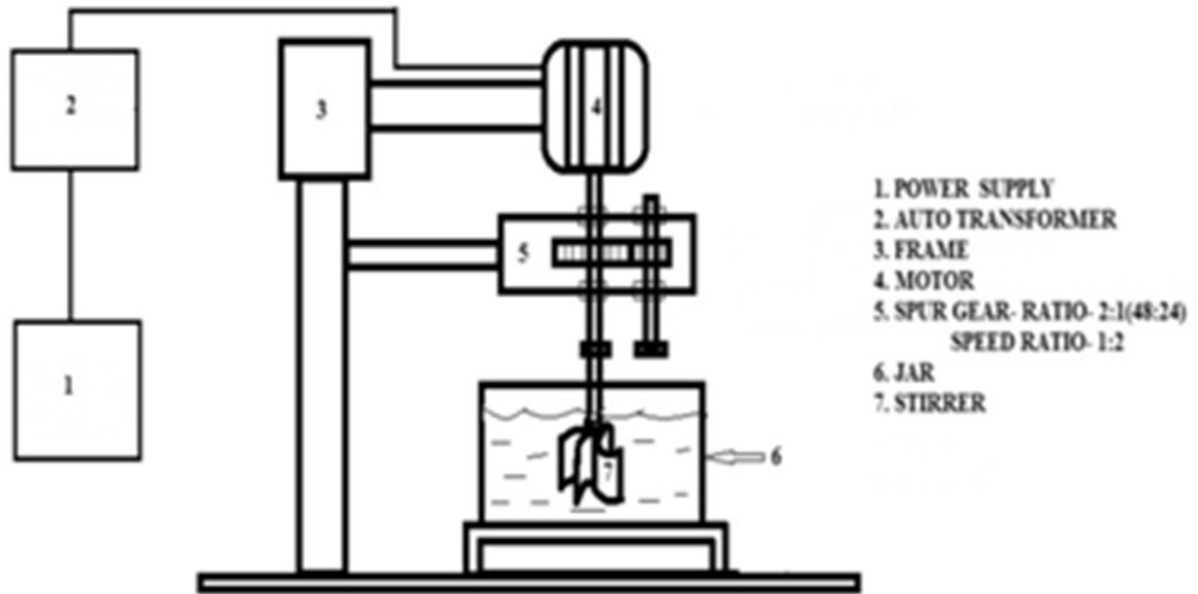
Ratiko Ratiko, Shandy Arysenna Samudera, Richiditya Hindami, Amudi Tua Siahaan, Leo Naldi, Dian Hapsari Safitri, T. M. I. Mahlia, Nasruddin Nasruddin

Publication Date (Online):

Jan 27, 2018

DOI: <https://doi.org/10.14716/ijtech.v9i1.775> (<https://doi.org/10.14716/ijtech.v9i1.775>)

Pages : 55-67



Taguchi- Grey Relation Based Multi-Response Optimization of Diesel Engine Operating Parameters with Water-in-Diesel Emulsion Fuel  
 (<https://ijtech.eng.ui.ac.id/article/view/1374>)


Suresh Vellaiyan, K.S. Amirthagadeswaran, Dinesh Babu Sivasamy

Publication Date (Online):

Jan 27, 2018

DOI: <https://doi.org/10.14716/ijtech.v9i1.1374> (<https://doi.org/10.14716/ijtech.v9i1.1374>)

Pages : 68-77





## Crystal Structure Investigation of Ferritic 73Fe24Cr2Si0.8Mn0.1Ni Steel for Multi-purpose Structural Material Applications (<https://ijtech.eng.ui.ac.id/article/view/247>)

Parikin Parikin, M Dani, A.K. Jahja, R Iskandar, J Mayer

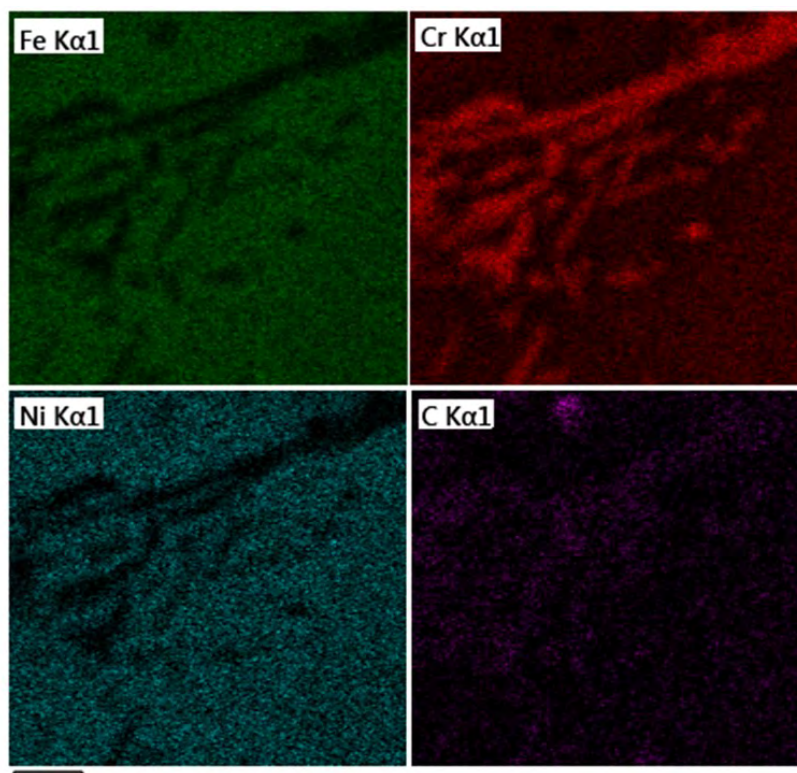
Publication Date (Online):

Jan 27, 2018

DOI: <https://doi.org/10.14716/ijtech.v9i1.247> (<https://doi.org/10.14716/ijtech.v9i1.247>)

Pages : 78-88

---



## A New Precipitation-Hardened Austenitic Stainless Steel Investigated by Electron Microscopy (<https://ijtech.eng.ui.ac.id/article/view/888>)

Mohammad Dani, Parikin Parikin, Arbi Dimiyati, Dr. Abu Khalid Rivai, Riza Iskandar

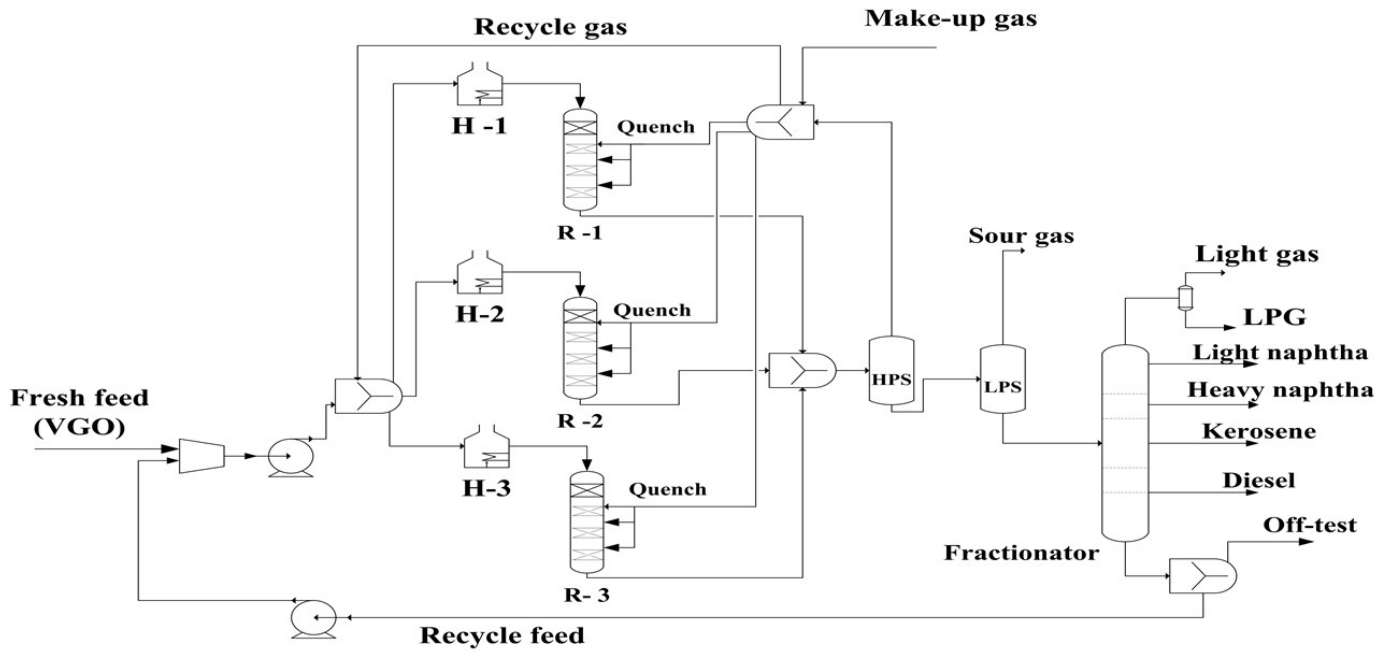
Publication Date (Online):

Jan 27, 2018

DOI: <https://doi.org/10.14716/ijtech.v9i1.888> (<https://doi.org/10.14716/ijtech.v9i1.888>)

Pages : 89-98

---



Modeling and Optimizing a Vacuum Gas Oil Hydrocracking Plant using an Artificial Neural Network (<https://ijtech.eng.ui.ac.id/article/view/44>)

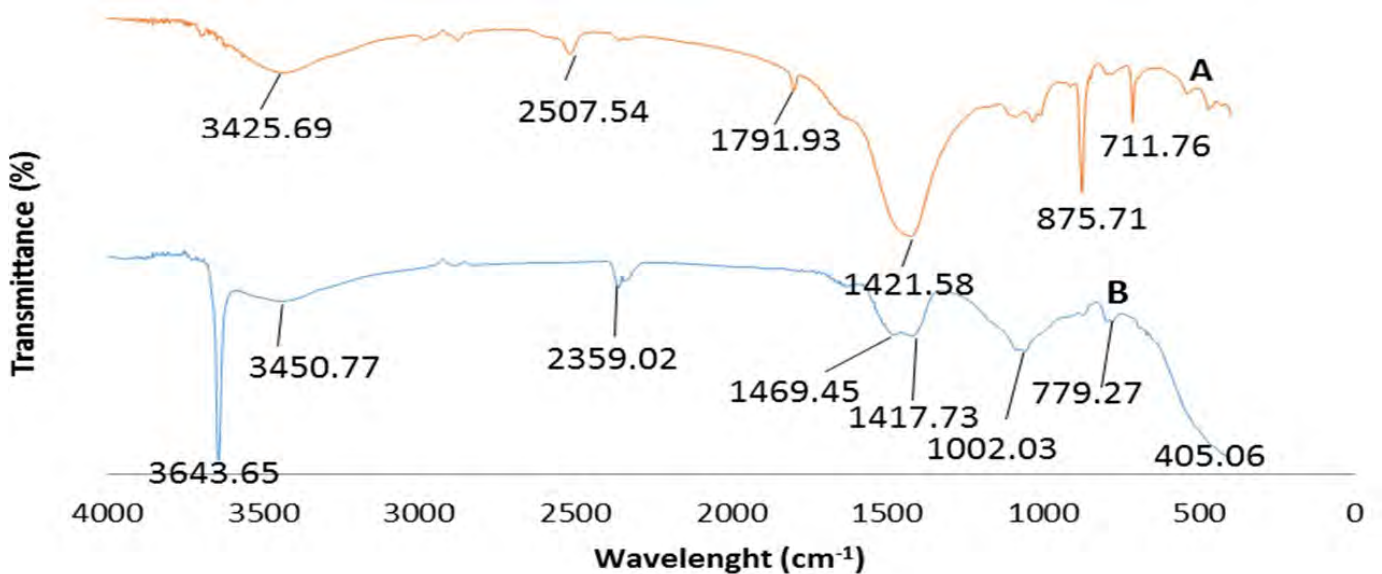
Sepehr Sadighi, Seyed Reza Seif Mohaddecy, Ali Abbasi

Publication Date (Online):

Jan 27, 2018

DOI: <https://doi.org/10.14716/ijtech.v9i1.44> (<https://doi.org/10.14716/ijtech.v9i1.44>)

Pages : 99-109



## Development and Characterization of a Composite Anthill-chicken Eggshell Catalyst for Biodiesel Production from Waste Frying Oil (<https://ijtech.eng.ui.ac.id/article/view/1166>)

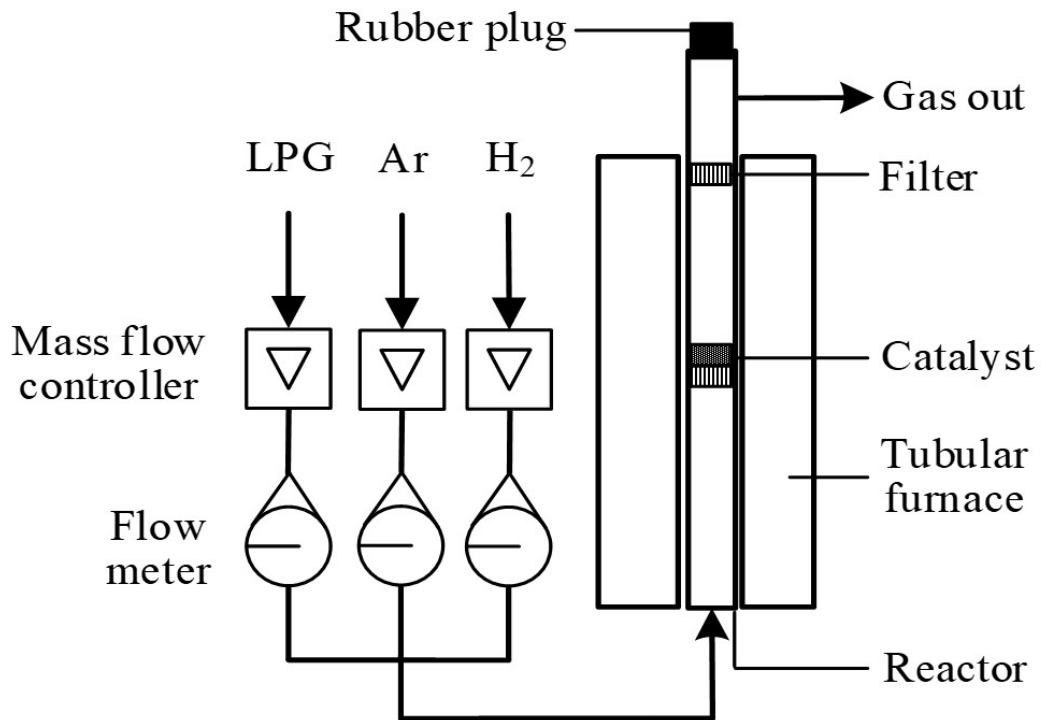
Adeyinka S. Yusuff, Olalekan D. Adeniyi, Moses A. Olutoye, Uduak G. Akpan

Publication Date (Online):

Jan 27, 2018

DOI: <https://doi.org/10.14716/ijtech.v9i1.1166> (<https://doi.org/10.14716/ijtech.v9i1.1166>)

Pages : 110-119



## The Effect of Metal Loading on the Performance of Tri-metallic Supported Catalyst for Carbon Nanotubes Synthesis from Liquefied Petroleum Gas (<https://ijtech.eng.ui.ac.id/article/view/1165>)

Puguh Setyoprato, Praswasti P.D.K. Wulan, Mahmud Sudibandriyo

Publication Date (Online):

Jan 27, 2018

DOI: <https://doi.org/10.14716/ijtech.v9i1.1165> (<https://doi.org/10.14716/ijtech.v9i1.1165>)

Pages : 120-129



## Design of a Prototype Photoreactor UV-LEDs for Radiation Vulcanization of Natural Rubber Latex (<https://ijtech.eng.ui.ac.id/article/view/1164>)

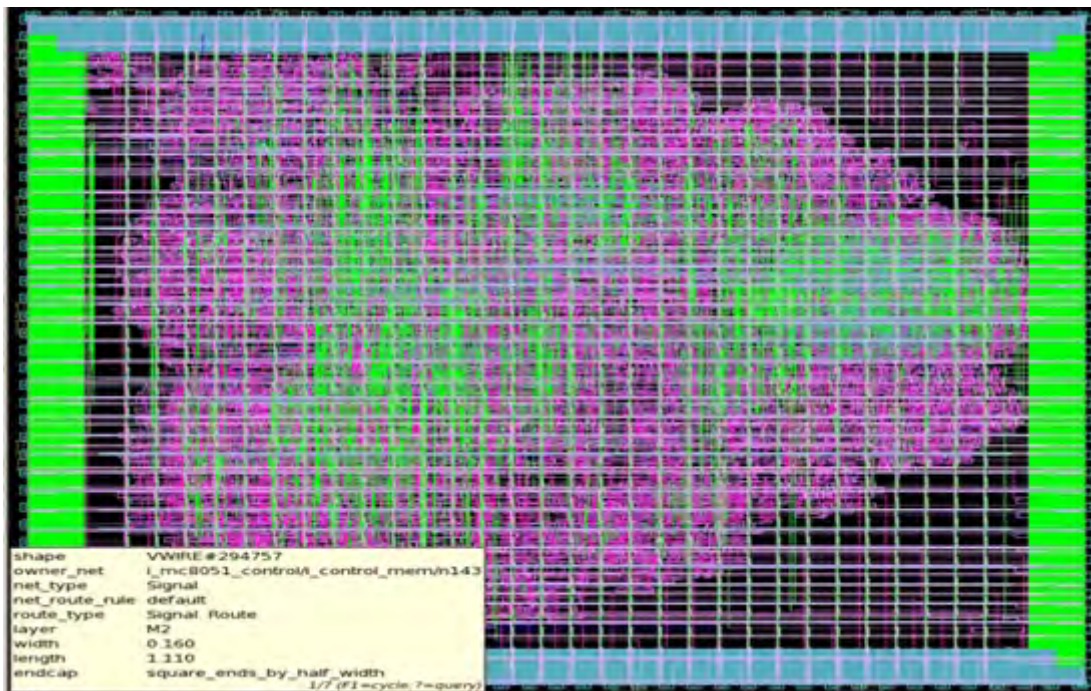
Cahaya Widiyati, Herry Poernomo

Publication Date (Online):

Jan 27, 2018

DOI: <https://doi.org/10.14716/ijtech.v9i1.1164> (<https://doi.org/10.14716/ijtech.v9i1.1164>)

Pages : 130-141



## VLSI Circuit Optimization for 8051 MCU (<https://ijtech.eng.ui.ac.id/article/view/798>)

Kim Ho Yeap, Kang Wei Thee, Koon Chun Lai, Humaira Nisar, K. Chandrasekaran Krishnan

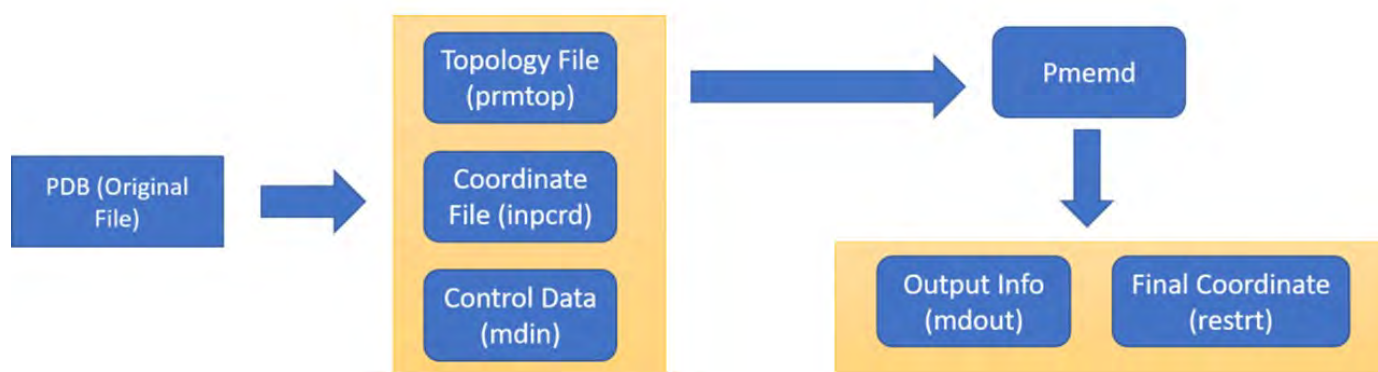
Publication Date (Online):

Jan 27, 2018

DOI: <https://doi.org/10.14716/ijtech.v9i1.798> (<https://doi.org/10.14716/ijtech.v9i1.798>)

Pages : 142-149

---



The Performance of a Molecular Dynamics Simulation for the Plasmodium falciparum Enoyl-acyl carrier-protein Reductase Enzyme using Amber and GTX 780 and 970 Double Graphical Processing Units (<https://ijtech.eng.ui.ac.id/article/view/1186>)

Heru Suhartanto, Arry Yanuar, Ari Wibisono, Denny Hermawan, Alhadi Bustamam

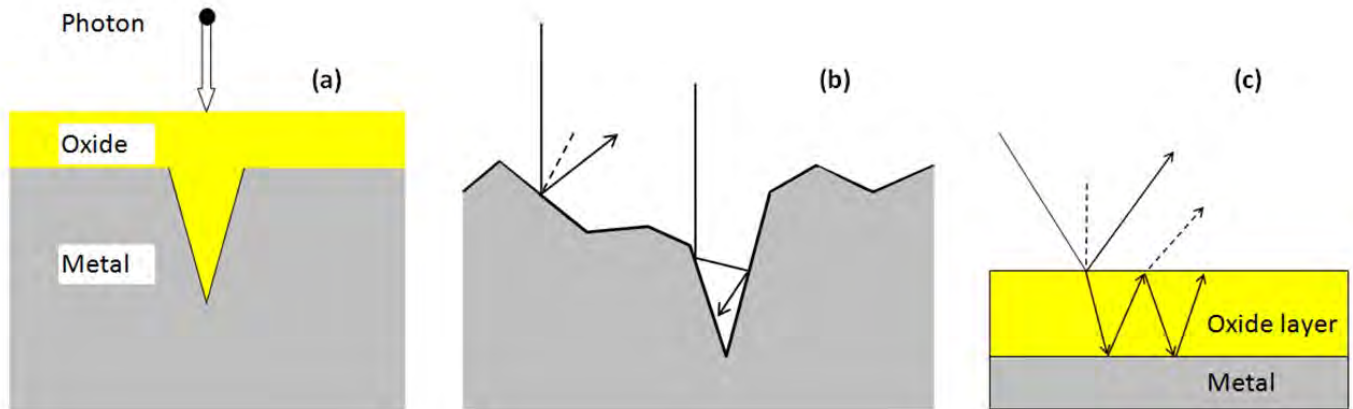
Publication Date (Online):

Jan 27, 2018

DOI: <https://doi.org/10.14716/ijtech.v9i1.1186> (<https://doi.org/10.14716/ijtech.v9i1.1186>)

Pages : 150-158

---



## Surface Crack Detection with Low-cost Photoacoustic Imaging System (<https://ijtech.eng.ui.ac.id/article/view/1506>)

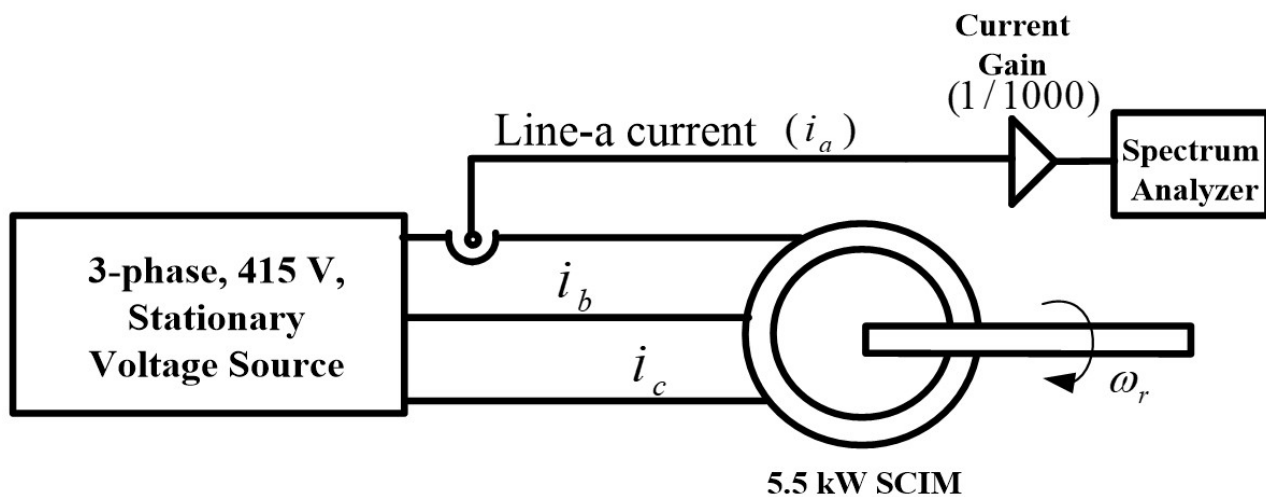
Andreas Setiawan, Gede Bayu Suparta, Mitrayana Mitrayana, Waskito Nugroho

Publication Date (Online):

Jan 27, 2018

DOI: <https://doi.org/10.14716/ijtech.v9i1.1506> (<https://doi.org/10.14716/ijtech.v9i1.1506>)

Pages : 159-169



## Wavelet Transform Based Ball Bearing Fault Detection Scheme for Heavy Duty Mining Electrical Motors under Supply Frequency Regulation using MCSA (<https://ijtech.eng.ui.ac.id/article/view/1507>)

Ashish Kumar Sinha, Sukanta Das, Tarun Kumar Chatterjee

Publication Date (Online):

Jan 27, 2018

DOI: <https://doi.org/10.14716/ijtech.v9i1.1507> (<https://doi.org/10.14716/ijtech.v9i1.1507>)

Pages : 170-180



## Calibration Process Quantity Reduction of the Thermal Voltage Converter Standard using a Three-stage Build-up and Build-down Method (<https://ijtech.eng.ui.ac.id/article/view/1508>)

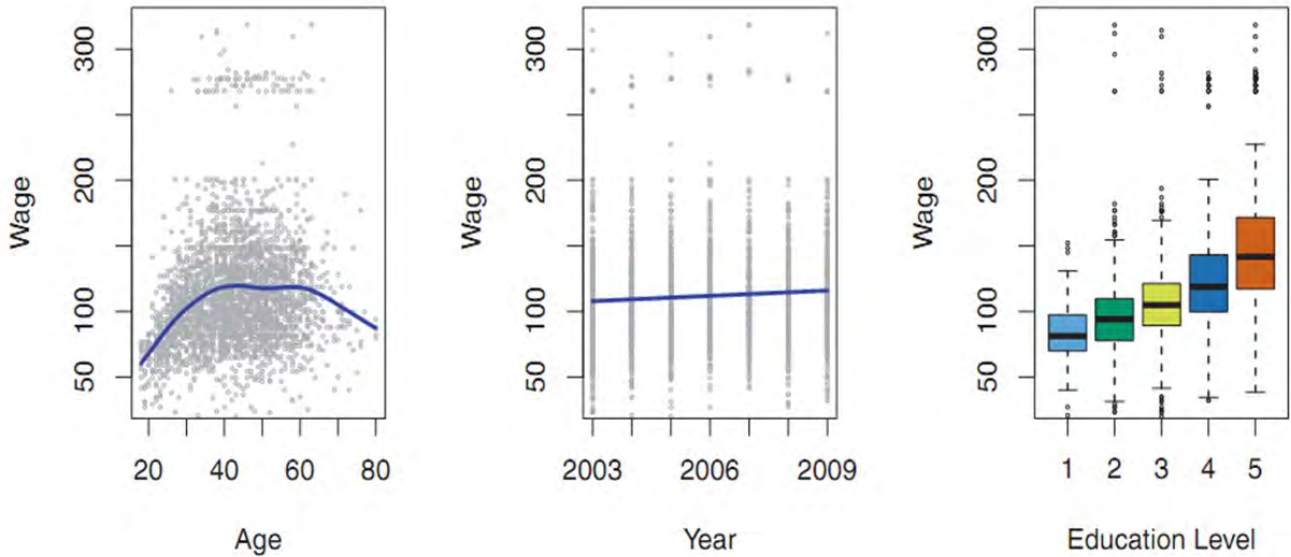
Hadi Sardjono, Sensus Wijonarko

Publication Date (Online):

Jan 27, 2018

DOI: <https://doi.org/10.14716/ijtech.v9i1.1508> (<https://doi.org/10.14716/ijtech.v9i1.1508>)

Pages : 181-191



### An Approximation Method of Regression Analysis in Concurrent Big Data Stream

(<https://ijtech.eng.ui.ac.id/article/view/1509>)

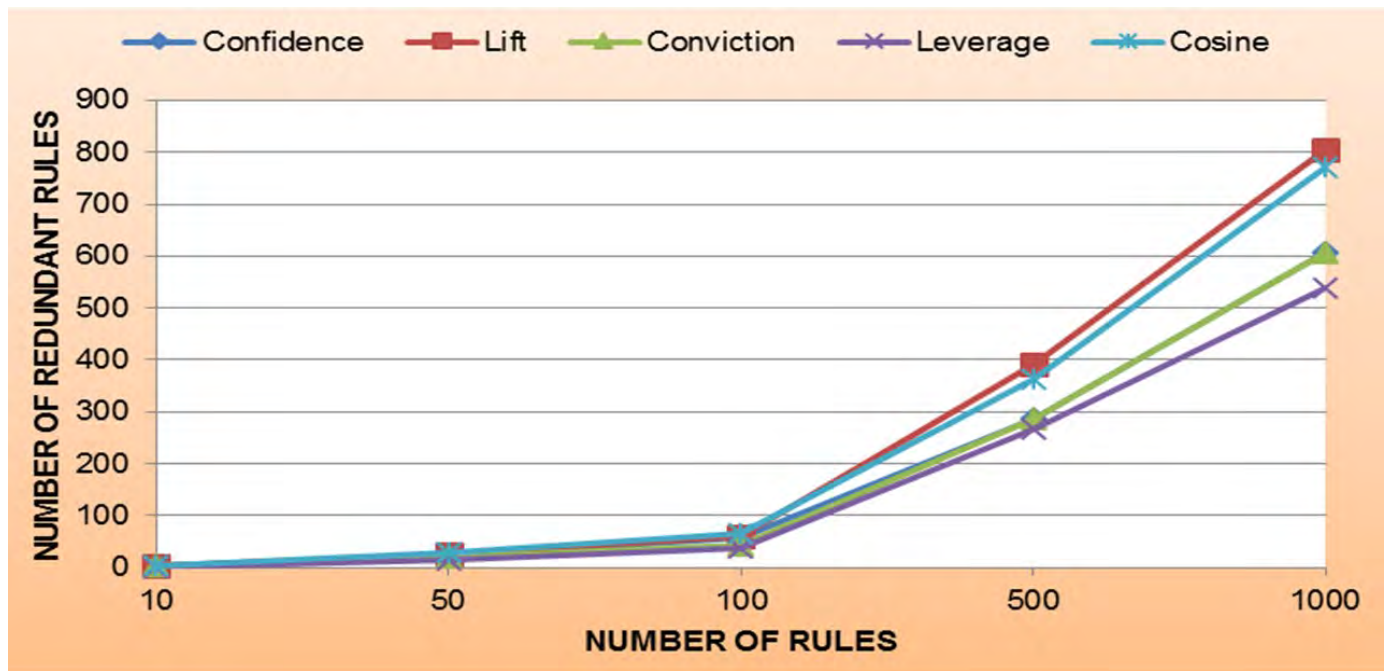
Chanintorn Jittawiriyankoon, Vilasinee Srisarkun

Publication Date (Online):

Jan 27, 2018

DOI: <https://doi.org/10.14716/ijtech.v9i1.1509> (<https://doi.org/10.14716/ijtech.v9i1.1509>)

Pages : 192-200





# Comparative Performance of Interestingness Measures to Identify Redundant and Non-informative Rules from Web Usage Data (<https://ijtech.eng.ui.ac.id/article/view/1510>)

Dilip Singh Sisodia, Riya Singhal, Vijay Kandal

Publication Date (Online):

Jan 27, 2018

DOI: <https://doi.org/10.14716/ijtech.v9i1.1510> (<https://doi.org/10.14716/ijtech.v9i1.1510>)

Pages : 201-211

## About the Journal

- Editorial Board (<https://ijtech.eng.ui.ac.id/people>)
- Focus and Scope (<https://ijtech.eng.ui.ac.id/about/5/focus-and-scope>)
- Online Submissions (<https://ijtech.eng.ui.ac.id/about/3/online-submission>)
- Publication Policy (<https://ijtech.eng.ui.ac.id/about/11/publication-policy>)
- Publication Ethics and Policy (<https://ijtech.eng.ui.ac.id/about/10/policy>)
- Author Guidelines (<https://ijtech.eng.ui.ac.id/about/4/author-guidelines>)
- List of Reviewers (<https://ijtech.eng.ui.ac.id/about/12>)

- Most downloaded papers (<https://ijtech.eng.ui.ac.id/home/mostdownloadedpapers>)
- Most cited papers (<https://ijtech.eng.ui.ac.id/about/14>)

## Login

### Username

### Password

Not as user?

Register (<https://ijtech.eng.ui.ac.id/register>)

**LOGIN**

## IJTech

p-ISSN : 2086-9614 (<https://portal.issn.org/resource/ISSN/2086-9614>)

e-ISSN : 2087-2100 (<https://portal.issn.org/resource/ISSN/2087-2100>)

## Journal Metrics



([https://www.scimagojr.com/journalsearch.php?](https://www.scimagojr.com/journalsearch.php?q=21100235612&tip=sid&exact=no)

[q=21100235612&tip=sid&exact=no](https://www.scimagojr.com/journalsearch.php?q=21100235612&tip=sid&exact=no))

*Metrics by SCOPUS 2019*

CiteScore 2019: **1.8**

CiteScoreTracker 2019: **1.18**

Source Normalized Impact per Paper (SNIP): **1.395**

---

Acceptance rate: **27.13 %**

Average time to publish: **136 days.**

📈 IJTech is indexed in



(<https://www.scopus.com/sourceid/21100235612>)



(<http://www.ebsco.com/index.asp>)



(<https://doaj.org/toc/2086-9614>)



([https://www.scimagojr.com/journalsearch.php?](https://www.scimagojr.com/journalsearch.php?q=21100235612&tip=sid)

[q=21100235612&tip=sid](https://www.scimagojr.com/journalsearch.php?q=21100235612&tip=sid))



([https://journals.indexcopernicus.com/search/details?](https://journals.indexcopernicus.com/search/details?id=31340)

[id=31340](https://journals.indexcopernicus.com/search/details?id=31340))



(<http://www.crossref.org>)



([https://scholar.google.co.id/scholar?](https://scholar.google.co.id/scholar?q=site%3Ahttp%3A%2F%2Fijtech.eng.ui.ac.id)

[q=site%3Ahttp%3A%2F%2Fijtech.eng.ui.ac.id](https://scholar.google.co.id/scholar?q=site%3Ahttp%3A%2F%2Fijtech.eng.ui.ac.id))



([https://mjl.clarivate.com/search-results?issn=2086-](https://mjl.clarivate.com/search-results?issn=2086-9614)

9614)



(<http://info.flagcounter.com/AoS7>)

Copyright © 2017 Faculty of Engineering  
International Journal of Technology

IJTech secretariat, Engineering Center Bld., 2<sup>nd</sup> Fl.  
Faculty of Engineering, Universitas Indonesia  
Depok 16424, Indonesia.