

Blood Glucose Changes between Preoperative Administration of Sorbitol 25Gram / 500ml (Tutofusin®) and Lactated Ringer in Patient Undergoing Elective Surgery



Sudadi*, Delfriana Tamba, Ardian Primawardana and Bhirowo Yudo Pratomo

Department of Anesthesiology and Intensive Therapy, Faculty of Medical, Public Health and Nursing, University of Gadjah Mada/Dr. Sardjito General Hospital, Yogyakarta, Indonesia

*Corresponding author: Sudadi, Department of Anesthesiology and Intensive Therapy, Faculty of Medical, Public Health and Nursing, University of Gadjah Mada/ Dr. Sardjito General Hospital, Jalan Kesehatan No. 1 Yogyakarta, Indonesia

ARTICLE INFO

Received: 📅 October 21, 2019

Published: 📅 November 06, 2019

Citation: Sudadi, Delfriana Tamba, Ardian Primawardana, Bhirowo Yudo Pratomo. Blood Glucose Changes between Preoperative Administration of Sorbitol 25Gram / 500ml (Tutofusin®) and Lactated Ringer in Patient Undergoing Elective Surgery. Biomed J Sci & Tech Res 22(4)-2019. BJSTR. MS.ID.003773.

Keywords: Blood Glucose; Preoperative; Sorbitol

ABSTRACT

Background: Perioperative blood glucose control affects intraoperative and postoperative morbidity and mortality. Stress response often associated with increase glucagon secretion and insulin resistance causing hyperglycemia. The combination of tissue injury, fasting, bleeding, anesthetic medications and low temperature lead to increased stress responses.

Objective: This study aims to compare the changes in postoperative plasma blood glucose between preoperative administration of sorbitol 25 gram / 500 ml (Tutofusin®) and Lactated Ringer (LR) in elective surgery patient.

Methods: A total of 66 patients were randomized to one of the following groups: S group received 500 ml intravenous fluid containing sorbitol 25 gram (Tutofusin 500cc); LR group received 500 ml of lactated ringer solution, both were given preoperatively while on fasting period. Blood glucose was measured preoperatively, before induction of anesthesia, and postoperative once the patient arrive at the recovery room.

Results: There were no significant differences in the blood glucose values at preoperative and prior to induction of anesthesia. Postoperatively, sorbitol group had significance lower blood glucose level compared to LR group (P= 0.006). Furthermore, preoperative sorbitol administration decreased blood glucose level while LR administration post-operative increased blood glucose level (P= 0.024). Conclusion : Preoperative administration of Sorbitol 25 gram / 500 ml (Tutofusin®) did not increase postoperative plasma glucose level compared with Lactated-Ringer solution.

Background and Aims

Management of glycemic levels in the perioperative setting is crucial as it affects perioperative morbidity and mortality [1,2]. Fasting prior to elective surgery may deplete hepatic glycogen stores, so increase the demand for amino acids for gluconeogenesis rather than tissue repair during postoperative period. A study reported that preoperative glucose-containing fluid administration stimulate insulin secretion and cause accumulation of pyruvate and alanine that can be used immediately by the body [3].

Glucose-containing fluid administration is also useful to prevent acute catabolism after upper abdominal surgery [4]. Tutofusin is intravenous fluid containing glucose, specifically sorbitol. Sorbitol is a monosaccharide alcohol that has unique characteristic as it is metabolized not depending on insulin [5]. Its administration has little or no effect on increasing plasma glucose [6]. Therefore, we want to know the effect of preoperative sorbitol 25 gram / 500 ml (Tutofusin®) on blood glucose level.

Materials and Methods

The study was conducted at a tertiary care hospital during January 2017 after obtaining clearance from institutional review board. Informed consents were acquired from all subjects before participating in this study. The patients included for the study aged 18-60 years, with American Society of Anesthesiologists' (ASA) I-II physical status and who were going to undergo elective surgery. Exclusion criteria were diabetes mellitus, consumption of corticosteroid, trauma injury, allergic to sorbitol, painful condition with Visual Analog Score (VAS)>6. Subjects were randomly assigned to two groups. Group S received sorbitol containing fluid (Tutofusin®) as maintenance fluid, and Group R received Lactated Ringer solution during preoperative fasting.

All participant study had intravenous access using either 20 G or 18 G intravenous catheter. After plasma blood glucose was checked, a 500 ml sorbitol solution or 500 ml Lactated Ringer solution were administered within 8 hours during preoperative period. Then, anesthesia practice standard was applied to all participants. Plasma blood glucose level was re-evaluated prior to induction of anesthesia and after participants arrived at recovery room. Analyses were done on all subjects who had received treatment according to the protocol. Data were expressed in terms of numbers and percentages, mean and standard deviations. The primary outcome was the postinduction and postoperative blood glucose level changes from preoperative level. The data between the two groups were analyzed for differences using Mann-Whitney U tests for numerical data and Fisher's exact tests for categorical data with the significance level of 0.05. Data were analysed using SPSS 20 software computer program (Figure 1).

Results

A total of 211 subjects were assessed for eligibility for this study. As shown in (Figure 1), 145 subjects were excluded. Randomization was done on 66 subjects. One patient from LR group was excluded from analysis because the surgery was postponed (Table 1). Characteristics of the subjects are presented in (Table 1). There were no differences between the two groups for age, sex, body mass index, ASA physical status, fasting duration, surgery duration, bleeding volume and anesthetic technique. No statistically significant difference was shown for preoperative blood glucose levels in both groups (Table 2). Table 2 shows that both groups had no difference of blood glucose level after induction ($P= 0.96$). The change from preoperative level also showed similar result in both groups ($P= 0.48$). Postoperatively, sorbitol group had significance lower blood glucose level compared to LR group ($P= 0.006$). Furthermore, preoperative sorbitol administration decreased blood glucose level while LR administration postoperative increased blood glucose level ($P= 0.024$).

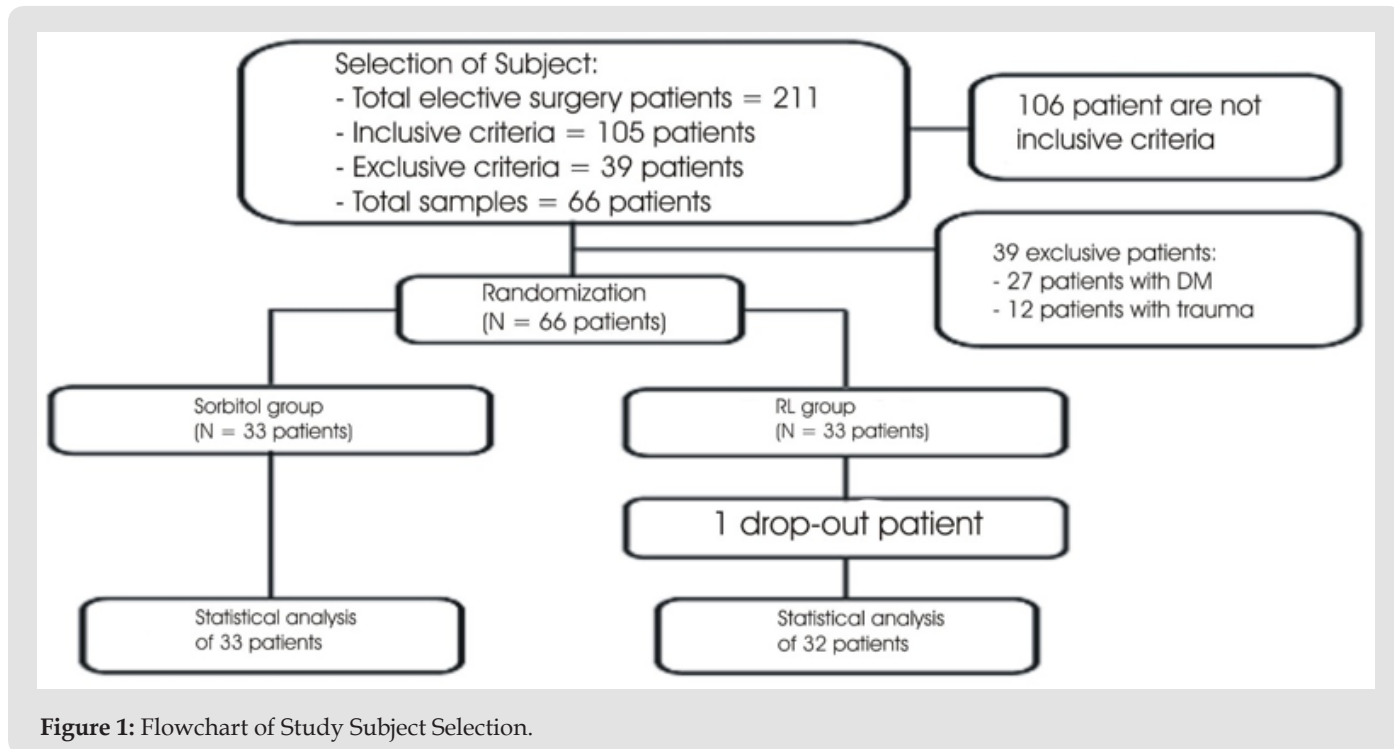


Figure 1: Flowchart of Study Subject Selection.

Table 1: Baseline Characteristics.

Variable	Groups		P
	S (n = 33)	RL (n =32)	
Age (years)	43.15 (11.50)	44.37 (12.29)	0.62
Male (n)	15 (46.9)	13 (39.4)	1.00
Female (n)	17 (53.1)	19 (60.6)	
Body mass index (kg/m ²)	22.31 (2.41)	22.29 (2.37)	0.92
ASA Physical Status			
ASA I (n)	8 (22.2)	9 (25.0)	0.22
ASA II (n)	28 (77.8)	27 (75.0)	
Preoperative blood glucose level (mg/dl)	97.2 (20.4)	103.6 (35.9)	0.94
Fasting duration (minute)	503 (39)	519 (71)	0.24
Surgery duration (minute)	115 (49)	151 (78)	0.06
Bleeding volume (ml)	184 (123)	234 (172)	0.33
Anesthetic Technique			
General anesthesia (n)	23 (69.7)	25 (78.1)	0.57
Regional anesthesia (n)	10 (30.3)	7 (21.9)	

Note: Data in number (%) or mean (SD).

Table 2: Perioperative plasma blood glucose level.

Parameters	Groups		P (95% CI)
	S (n = 33)	RL (n =32)	
Preoperative (mg/dl)	97.2 (20.4)	103.6 (35.9)	0.94
Postinduction (mg/dl)	87.0 (20.8)	87.7 (19.6)	0.96
Change from baseline (mg/dl)	-10.2 (24.5)	-15.9 (27.2)	0.48
Postoperative (mg/dl)	94.5 (17.5)	116.0 (32.0)	0.006*
Change from baseline (mg/dl)	-2.6 (22.1)	12.5 (41.5)	0.024*

Discussion

This study showed that preoperative lactated-ringer solution administration increased the blood glucose level postoperatively. LR solution was reported to increase blood glucose level compared to normal saline as intraoperative maintenance fluid for diabetic patients [7]. Lactate is precursor for gluconeogenesis, and gluconeogenesis rate is higher in patients with diabetes, especially in surgery stress condition. However, a study by Saringcarinkul [4] in non-diabetic patients receiving perioperative solution of LR or D5% 0.45% NaCl 2 cc/kg/hour started in the morning before surgery showed that the blood glucose level increased significantly in D5 0.45% NaCl Group compared to LR Group at 1 hour prior to surgery and at the end of surgery [5]. Therefore, LR may serve as alternative choice to perioperative intravenous solution in non-diabetic patients. This study showed that preoperative sorbitol solution administration prevented the increase of post-operative blood glucose level. Another study showed that 67% patients receiving D5 0.45% NaCl with 20 mmol/liter KCl group experienced at least one episode of hyperglycemia with capillary blood glucose value > 150 mg/dl; while in LR Group only 29% of patients had hyperglycemia [7].

They also found that the need of rescue insulin to maintain homeostasis in glucose containing solution group was higher than LR Group [8]. Study by Chin [9] concluded that initial administration of intravenous solution containing glucose was not needed to prevent hypoglycemia in major elective operation; however, glucose administration is useful to minimize catabolism during major abdominal surgery [9]. Limitations in our study were that extraction of blood sample and starting the maintenance solution preoperatively disrupted patients' resting time. Due to unpredictability of the duration of first surgery of the day, precise control of preoperative fasting for the subsequent operations would be difficult. As mentioned in the introduction, duration of surgery and bleedings are causing stress responses that may contribute to increase in plasma blood glucose. Although in this study, the mean differences in duration of surgery and bleeding between two groups was not statistically significant, but the mean value were higher in the LR group compare to the Sorbitol Group.

Conclusion

This study concludes that preoperative administration of 25-gram sorbitol/500 ml (Tutofusin®) prevented the increase of blood glucose level postoperatively compared to Lactated Ringer solution.

Financial support and sponsorship

Nil.

Conflicts of interest

There are no conflicts of interest.

References

1. Outtara A, Lecomte P, Le Manach Y (2005) Poor intraoperative blood glucose control is associated with a worsened hospital outcome after cardiac surgery in diabetic patients. *Anesthesiology* 103(4): 687-694.
2. Duncan AE, Abd Elsayed A, Maheshwari A, Xu M, Soltesz E, et al. (2010) Role of intraoperative and postoperative blood glucose concentrations in predicting outcomes after cardiac surgery. *Anesthesiology* 112(4): 860-871.
3. Obata K, Ogata M, Matsumoto T, Takenaka I, Sata T, et al. (1993) The effects of glucose on plasma amino acids and pyruvate during upper abdominal surgery. *Anesth Analg* 76: 357-361.
4. Saringcarinkul A, Kotrawera K (2009) Plasma Glucose Level in Elective Surgical Patients Administered with 5% Dextrose in 0.45% NaCl in comparison with those Receiving Lactated Ringer's Solution. *J Med Assoc Thai* 92 (90): 1178-1183.
5. Kaye Alan D, Riopelle James M (2010) Intravascular Fluid and Electrolyte Physiology. In Miller RD (Eds.). *Miller's Anesthesia*. (7th Edn.). Churchill Livingstone, Philadelphia, USA, pp. 1728-1729.
6. De Kalbermatten N, Ravussin E, Maeder E (1980) Comparison of glucose, fructose, sorbitol, and xylitol utilization in humans during insulin suppression. *Metabolism* 29: 62-67.
7. Sulaiman IM, Lee HS, Balan S, Jaafar MZ (2006) Intraoperative Glycaemic Control in Non-Insulin Dependent Diabetes Mellitus: A Comparison between Normal Saline and Ringer's Lactate, *Med & Health* 1(1): 20-24
8. Maitra S, Kirtania J, Pal S, Bhattacharjee S, Layek A, et al. (2013) Intraoperative Blood Glucose Level in Nondiabetic Patients Undergoing Elective Major Surgery Under General Anesthesia Receiving Different Crystalloid Solution for Maintenance Fluid. *Anesthesia: Essays and Researches* 7(2) 183-188.
9. Chin KJ, Macachor J, Ong KC (2006) A Comparison of 5% Dextrose in 0.9% Normal Saline Versus Non-Dextrose-Containing Crystalloids as the Initial Intravenous Replacement Fluid in Elective Surgery, *Anaesth Intensive Care* 34(5): 613-617.

ISSN: 2574-1241

DOI: 10.26717/BJSTR.2019.22.003773

Sudadi. Biomed J Sci & Tech Res



This work is licensed under Creative Commons Attribution 4.0 License

Submission Link: <https://biomedres.us/submit-manuscript.php>



Assets of Publishing with us

- Global archiving of articles
- Immediate, unrestricted online access
- Rigorous Peer Review Process
- Authors Retain Copyrights
- Unique DOI for all articles

<https://biomedres.us/>

BIOMEDICAL RESEARCHES



ISSN: 2574-1241

Editorial Committee

1 2 3 4 Next >

- + Adel W Ekladious**, General Medicine & Cardiology, University of Western Australia, Australia

- + Gabriele De Sena**, General Surgery, University of Campania "Vanvitelli" – Naples, Italy

- + Jitka Vseteckova**, Department of Sport Medicine and Health Oriented Physical Education, Charles University , Czech Republic

- + Azimah Abdul Wahab**, Department of Microbiology, University of Surrey, Malaysia

- + Fahimeh Dana Rezazadegan**, Department of Robotics, Queensland University of Technology (QUT), Australia

- + Timo Toysa**, Periodic Rehabilitation, Universities of Tampere and Jyväskylä, Central Finland

- + Ahmad Shakir Bin Mohd Saudi**, Department of Environmental Forensic Science, Universiti Sultan Zainal Abidin, Malaysia

- + Martain Pierre Jean Loonen**, Department of cosmetic and plastic surgery, University of Utrecht, Netherlands

- + Khalid Salim Aljabri**, Department of Endocrinology, King Abdulaziz University, Saudi Arabia

- + Carmen Di Giovanni**, Department of Pharmacy, University of Naples, Italy

- + Tunay Karan**, Department of Molecular Biology and Genetics, Gaziosmanpasa University , Turkey

- + Concetta Imperatore**, Department of Pharmaceutical Chemistry and Technology, University of Naples Federico II, Italy

- + Abyt Ibraimov**, Department of Medical Genetics, Institute of Medical Genetics, Russia

- + Alpizar Salazar Melchor** , Department of Endocrinology, National Autonomous University of Mexico, Mexico

- + Kai Hu**, Department of Developmental Biology, Harvard School of Dental Medicine, China

- + Alireza Heidari**, Chemistry, California South University, USA

- + Shinya Tajima**, Department of Pathology and Radiology, St. Marianna University School of Medicine, Japan

- + Jia Liu**, Department of Medicine, Division of Endocrinology and Metabolism,, University of Virginia Health System, Charlottesville, VA, USA

- + Young Cha**, Department of Psychiatry, CHA University, USA

- **+ Alain I Fymat**, Department of Radiology, International Institute of Medicine and Science, USA

- + Michael Tanzer**, Department of Surgery, McGill University, Canada

- + Vural Fidan**, Department of Otorhinolaryngology, Hacettepe University, Turkey

- + James M McKivigan**, School of Physical Therapy, Touro University Nevada, USA

- + Knox Van Dyke**, Department of Biochemistry, American Society of Experimental Pharmacology and Therapeutics, USA

- + Meng Mao**, Pediatrics, Sichuan University, China

- + Hong Lin**, Department of Computer Science and Engineering Technology, University of Houston-Downtown, USA

- + Chen Hsiung Yeh**, Chief Scientific Officer, Circulogene Theranostics, USA

- + Pius Padayatti**, Department of Structural and Computational Biology, The Scripps Research Institute, USA

- + Kelly Ann Grussendorf**, Department of Natural and Applied Sciences, University of Dubuque, USA

- + Joseph Curtis**, Cell & Developmental Biology, Cascade Biotherapeutics, Inc., USA

- + Daniela Capdepón**, Oncology and Oncohematology, Oncology Center Campana, USA

- + Douglas Gonsales**, Neurological Institute, Baptist Medical Center, USA

- + Michelle Conover**, Department of Neuropsychology, Southern California Neuropsychology Group, USA

- + Katalin Prokai**, Department of Pharmaceutical Sciences, University of North Texas Health Science Center, USA

- + Chateen Izaddin Ali Pambuk**, Immunology and Medical microbiology, University of Tikrit, Iraq

- + Suman Kundu**, Division of Cardiovascular Medicine, Vanderbilt University Medical Center, USA

- + Amit Kumar**, Department of Pharmaceutical Sciences, Charles River Laboratories, USA

- + Damian Gomez Hernandez**, Department of Orthopedic and Traumatology Surgery, Hospital Universitario Madrid Torreledones, Spain

- + Deborah A Williams**, Department of Psychology, Preventive Measures LLC, USA

- + Sitalakshmi Venkatraman**, Department of Professional Practice, Melbourne Polytechnic, Australia, Melbourne Polytechnic, Australia

- + He Liu**, Department of Molecular and Cellular Biology, Gannon University, USA

- + James Kwasi Kumi Diaka**, Department of Biological Sciences, Florida Atlantic University, USA

- + Ayman Omar**, Specialist in Endovascular Neurosurgery, Purdue University School of Medicine, USA

- + Peter A Schad**, Bioinformatics Board for the PhRMA Foundation, PhRMA Foundation, USA

- + Jay M Finkelman**, Department of Psychology, Chicago School of Professional Psychology, USA

- + Echeng Bassey**, Department of Mathematics and Statistics, Cross River University of Technology, Nigeria

- + Waleed Kishta**, Adjunct Professor of Surgery, University of Western Ontario, Canada

- + Kishore Cholkar**, R&D Formulation, analytical, bioanalytical and Quality Control, CUSTOpharm, Inc, USA

- + Jean Marie Exbrayat**, Department of Animal Biology, Lyon Catholic University, France

- + Mariana Babayeva**, Pharmacokinetics, dynamics and Drug Metabolism, Touro College of Pharmacy, USA

- + Francisco R Breijo Marquez**, Department of Cardiology, East Boston Hospital, School of Medicine, USA

- + Jay Seitz**, Department of Neuropsychology, Midtown East Neuropsychology, USA

- + Qi Gong**, Biostatistics Manager, Gilead Science Inc, USA

- + Gayathri Bommakanti**, Pulendran lab, Emory Vaccine Center, Emory University, USA

- + Salam A Ibrahim**, Food Microbiology Laboratory, College of Agriculture and Environmental Sciences, USA

- + Laith R Sultan**, Senior Research Scientist, Johns Hopkins's University, USA

- + Bárbara Aymeé Hernández Hernández**, Clinical Neurophysiologist, Cuban Neuroscience Center, Cuba

- + Rehman Ashfaq Ur**, Department of Bioinformatics, Tong University China, China

- + Margaret Simonian**, Neurology, LA BioMed Research Institute, USA

- + Ahmed Mohamed Ahmed Elmarakby**, Department of Operative Dentistry, Al-Azhar University, Egypt

- + Charles A Veltri**, Department of Medicinal Chemistry, Midwestern University, USA

- + Dra Tania Alvarado Chavez**, Orthopaedic Surgeon, Santiago de Guayaquil Catholic University, Ecuador, USA

- + Ali Olfati**, Department of Animal Science, University of Tabriz, Iran

- + Abhimanyu Rohmetra**, Department of orthodontics and dentofacial orthopaedics, Saraswati Dental College and Hospital, India

Associate Editors

- + **Jacob Francis Brewer**, Department of Neurology, Hardin-Simmons University, USA

- + **Muhammad Mehmood Riaz**, Department of Medicine, Aga Khan University Hospital, Pakistan

- + **Simerdeep Singh Gupta**, Senior Scientist, Product development, Teva Pharmaceuticals USA Inc., , USA

- + **Aws Hashim Ali Al-Kadhim**, Faculty of Dentistry, Universiti Sains Islam Malaysia, Malaysia

- + **Ahmad Farrokhi**, Department of Anatomical Sciences, Zanzan University of Medical Sciences (ZUMS), Iran

- + **Sohrab Tour Savadkouhi**, Endodontist, Islamic Azad University, Iran

- + **Mounika Bollu**, , Chalapathi Institute of Pharmaceutical Sciences, India

Volume 22 - Issue 4



Short Communication

Awareness Regarding Cervical Cancer, Pap Smear Screening, HPV: Cross-Sectional Study in Lebanese Population

Chalhoub W*, Afrouni M, Chalhoub H, Daouk S, Matar M and Ashkar K



10.26717/BJSTR.2019.22.003799




Mini Review

Porous Carbon Materials in Biomedical Applications

Charitha Thambiliyagodage* Shanitha Mirihana and Himasha Gunathilaka



10.26717/BJSTR.2019.22.003798




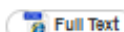
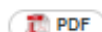
Research Article

Differential Expressions of Nerve Fibers During Distraction Osteogenesis - A Study in Rat Model

Jian Li[†], Peter Zachrisson[‡], Andre Stark, Ulf Nannmark, Hans Mark, Mahmood Ahmed and Aisha S Ahmed*



10.26717/BJSTR.2019.22.003797





Research Article

Prognostic Insight to Breast Cancer Markers in Nigeria

Samuel Temitope Soge*, Oluwayemi Joshua Bamikole, Oluwayomi Oyediji, Oladotun Oluwapelumi Arogun, Ifeoluwa Olukayode Bankole



10.26717/BJSTR.2019.22.003796




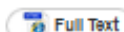

Short Communication

Multilayer Actuator for Nano Biomedicine

Afonin SM*



10.26717/BJSTR.2019.22.003795





Research Article

Reoccurrence of Marine Leech *Zeylanicobdella Argumensis*, A Marine Fish Parasite Following a Freshwater Bath

Kua Beng Chu*, Muhd. Naim Abd. Malek and Horng Chung Kok



10.26717/BJSTR.2019.22.003794



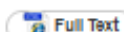
Mini Review

Discussion on the Cultivation of Scientific Research Ability of Postgraduates Majoring in Medicine

Liang Liang*



10.26717/BJSTR.2019.22.003793



Research Article



Productivity of Arable Crop Farmers: Panacea to Youth Unemployment

Ashagidigbi Waheed M*, Yusuf Taibat M and Agboola Uthman O



10.26717/BJSTR.2019.22.003792



Short Communication



Technical Configuration of Angiographs and Level of Radiation Risk to Patients During Coronary Interventional Procedures

Maria A Staniszewska*, Krzysztof Sasak, Izabela Milcewicz Mika, Ewelina Pyszka, Michał Galeczka and Andrzej Lekston



10.26717/BJSTR.2019.22.003791



Mini Review



Current Therapies to Improve the Endometrial Receptivity of Patients with Repeated Implantation Failure in IVF-ET

Liang Cai, Li Li, Daokuan Zong and Guoqing Tong*



10.26717/BJSTR.2019.22.003790



Research Article



A Computational Approach to Investigate the Biochemical Properties of Paracetamol and Its Metabolites

Mohammad Belal Hossen*, Zainul Abedin Siddique, Monir Uzzaman, Amrin Ahsan and Md Kopil Uddin Chowdhury



10.26717/BJSTR.2019.22.003789



Mini Review



Bitter Taste in Chicken and its Implication on Nutrition

Enayatullah Hamdard, Ahmadullah Zahir, Babrak Karwand, Zhicheng Shi and Fangxiang Shi*



10.26717/BJSTR.2019.22.003787



Research Article



Vibrography: Single-Interval Up/Down (SIUD) Adaptive Vibrotactile Threshold Estimation of the Glabrous Hand and Perioral Face in Neurotypical Adults

Steven M Barlow* and Rebecca Custead



10.26717/BJSTR.2019.22.003786



Review Article



Evaluation of Pollination by Honeybee (*Apis Mellifera L.*) on Canola (*Brassica Napus L.*) Produce

Asif Razzaq, Khalida Hamid Abbasi, Muhammad Jamal, Asad Aslam, Kamil Malik and Muhammad Arshad Ullah*



10.26717/BJSTR.2019.22.003785



Short Communication

Serological-Diagnosis for Zoonotic-Disease Pediatric- Brucellosis by Gold-Standard Affecting Community-Pediatric-Health at High-Altitude Area, Taif, Ksa

Sherifa Mostafa M Sabra*

 10.26717/BJSTR.2019.22.003784

 PDF

 Full Text

 e-Pub

Case Report

Stent Dislodgement During Coronary Angioplasty Complicated by Left Main Thrombosis: Application of VA-ECMO in The Catheterization Laboratory

Nusca A*, Segreti A, Mastroianni C and Di Sciascio G

 10.26717/BJSTR.2019.22.003783

 PDF

 Full Text

 e-Pub

Short Communication

Application of AQbD to cIEF of Protein Biopharmaceuticals

Ju Hyeon Lim*

 10.26717/BJSTR.2019.22.003782

 PDF

 Full Text

 e-Pub

Review Article

Uses of Ex-Vivo Lung Perfusion in Pulmonary Translational Medicine

Patrick G Chan*, Ernest G Chan and Pablo G Sanchez

 10.26717/BJSTR.2019.22.003781

 PDF

 Full Text

 e-Pub

Review Article

Effect of Parathyroid Function After Thyroidectomy and Radioactive-Iodine Therapy for Thyroid Disease

Liu Xiao, Wenjie Zhang and Lin Li*

 10.26717/BJSTR.2019.22.003780

 PDF

 Full Text

 e-Pub

Case Report

Leiomyosarcoma in the Posterior Mediastinum Presented as Dumbbell Shape Demonstrated on 18F-FDG PET/CT Imaging

Liu Xiao*, Wenjie Zhang*, Xiaohong Ou and Lin Li*

 10.26717/BJSTR.2019.22.003779

 PDF

 Full Text

 e-Pub

Research Article

Compressive Hyperspectral Imaging Enhanced Biomedical Imaging

Chenning Tao and Zhenrong Zheng*

 10.26717/BJSTR.2019.22.003778

 PDF

 Full Text

 e-Pub

Opinion



Cancer Stem Cells Facilitated Chemoresistance In Gastric Cancer: Problems and Opening

Henu Kumar Verma*



10.26717/BJSTR.2019.22.003777



PDF



Full Text



e-Pub

Short Communication



Side-Effects of Diabetic Individuals with Bacterial- Infection of Non-Foot-Wounds Affecting Individuals-Community-Health at High-Altitude Area, "Taif", KSA

Sherifa Mostafa M Sabra* and Afaf Bushara M Ismail



10.26717/BJSTR.2019.22.003776



PDF



Full Text



e-Pub

Review Article



To the Etiopathogenes Gestosa Pregnant

Shaposhnikov Veniamin Ivanovich*



10.26717/BJSTR.2019.22.003774



PDF



Full Text



e-Pub

Research Article



Blood Glucose Changes between Preoperative Administration of Sorbitol 25Gram / 500ml (Tutofusin®) and Lactated Ringer in Patient Undergoing Elective Surgery

Sudadi*, Delfriana Tamba, Ardian Primawardana and Bhirowo Yudo Pratomo



10.26717/BJSTR.2019.22.003773



PDF



Full Text



e-Pub

Research Article



Incidence of Musculoskeletal Symptoms in Teachers for the Diagnosis and Management of Specific Preventive Physiotherapeutic Strategies

Daniella Guedes Manciolli, Thaline Dyane Justino and Jaqueline Santos Silva Lopes*



10.26717/BJSTR.2019.22.003770



PDF



Full Text



e-Pub