



## Pharmacy-led interventions to improve medication adherence among adults with diabetes: A systematic review and meta-analysis

Bobby Presley<sup>a,b,\*</sup>, Wim Groot<sup>a</sup>, Milena Pavlova<sup>a</sup>

<sup>a</sup> Department of Health Services Research (HSR), Care and Public Health Research Institute (CAPHRI), Maastricht University Medical Center (MUMC+), Faculty of Health, Medicine and Life Sciences (FHML), Maastricht University, PO Box 616, 6200 MD, Maastricht, the Netherlands

<sup>b</sup> Department of Clinical and Community Pharmacy, Center for Medicines Information and Pharmaceutical Care (CMIPC), Faculty of Pharmacy, University of Surabaya, 60293, Surabaya, East Java, Indonesia

### ARTICLE INFO

#### Keywords:

Meta-analysis  
Systematic review  
Diabetes  
Medication adherence  
Pharmacist

### ABSTRACT

**Background:** Control of blood glucose and a reduced risk of complications are important treatment goals in diabetes. Medication non-adherence can influence the outcome of diabetes. Involvement of a pharmacist in diabetes care might help patients to achieve better treatment outcomes. Existing literature reviews have focused on a limited number of interventions and outcome measures, and have involved different healthcare professionals. None of the previous reviews have used a standardized effect size to compare the effects of different pharmacist-led interventions and different outcome measures.

**Objective:** To review pharmacist-led interventions to improve medication adherence in patients with diabetes and to assess the effectiveness of these interventions on medication adherence.

**Methods:** Six databases were systematically searched between March and September 2017 for randomized controlled trials: PubMed, Cochrane library, EMBASE, CINAHL, JSTOR, and Web of Science. The outcome measures used were: medication adherence, HbA1c, fasting plasma glucose (FPG), post-prandial blood glucose (PPG), or random blood glucose (RBG). Cohen's d, a standardized effect size, enabled a comparison of studies with different outcome measures. The Cochrane risk of bias tool was used to assess the quality of the studies.

**Results:** Fifty-nine studies were included in this review. Pharmacist-led interventions enhanced outcomes in patients with diabetes (standardized mean difference (SMD)  $-0.68$ ; 95% CI  $-0.79$ ,  $-0.58$ ;  $p < 0.001$ ). Sub-group analysis by intervention strategy, the type of intervention and outcome measures produced similar results. Further analysis showed that education, printed/digital material, training/group discussion, were more effective than other interventions.

**Conclusion:** This finding supports the role of the pharmacist in diabetes care to enhance medication adherence.

### Introduction

Diabetes is a global health problem with an increasing prevalence. The World Health Organization (WHO) has estimated that in 2014 about 420 million people in the world had diabetes.<sup>1</sup> According to the International Diabetes Federation (IDF), this number has increased by around 5 million in 2017.<sup>2–4</sup> If this trend continues, the number of patients with diabetes is expected to reach 629 million people in 2045.<sup>4</sup> The high risk of complications (microvascular and macrovascular) increases morbidity and mortality risks among people with diabetes.<sup>1–5</sup> As a consequence, higher expenditures on diabetes care are unavoidable. Optimal management of diabetes management is essential to contain the increased cost. In total, 727 billion USD was spent on

diabetes and the complications of diabetes in 2017.<sup>4</sup> This accounted for 6–17% of total health expenditure in the IDF region.<sup>4</sup>

Control of blood glucose and reduced risk of diabetes complications are the primary goals of medication treatment for diabetes.<sup>6</sup> Medication adherence is critical for optimal treatment of diabetes. Adherence is defined as “the extent to which a person's behavior – taking medication, following a diet, and/or executing lifestyle changes – corresponds with agreed recommendations from a health care provider”.<sup>7</sup> Adherence is influenced by several factors including therapy management (complexity of treatment, duration of therapy, medication side effects, time per day spent on treatment), the health care system (quality of the patient–care provider relationship, access care), as well as factors related to the individual patient and their close relatives, demographic,

\* Corresponding author. Present address: Department of Health Services Research (HSR), Faculty of Health, Medicine and Life Sciences (FHML), Maastricht University, PO Box 616, 6200 MD, Maastricht, the Netherlands.

E-mail addresses: [bobbypresley@gmail.com](mailto:bobbypresley@gmail.com), [b.presley@maastrichtuniversity.nl](mailto:b.presley@maastrichtuniversity.nl) (B. Presley).

<https://doi.org/10.1016/j.sapharm.2018.09.021>

Received 19 March 2018; Received in revised form 21 September 2018; Accepted 29 September 2018

1551-7411/ © 2019 The Authors. Published by Elsevier Inc. This is an open access article under the CC BY license (<http://creativecommons.org/licenses/by/4.0/>).

socioeconomic and disease-related factors.<sup>8,9</sup> Despite the importance of medication adherence in diabetes, evidence has shown that adherence to diabetes treatment ranges between 36 and 93%.<sup>10,11</sup> Non-adherence could result in sub-optimal control of diabetes that could increase the disease burden.<sup>12,13</sup> Improvement in adherence is expected to lower health care expenditures, reduce glycosylated A1C (a blood test analysis to monitor blood glucose control during the previous two or three months), and the risk of complications.<sup>9,14</sup>

Health care professionals play an important role in improving adherence among patients with diabetes. With so many healthcare professionals involved in patient care, collaboration and a multi-disciplinary approach are recommended by diabetes guidelines to provide a more holistic treatment and to obtain better outcomes.<sup>6,15</sup> A larger role of the pharmacist, i.e. the transition from product oriented to patient care oriented services (including education, monitoring treatment goals, adherence, drug-related problem assessment), can improve patients' medication adherence and can result in better treatment outcomes.<sup>16</sup> Also, the involvement of a pharmacist in a diabetes multi-disciplinary healthcare team is recommended by several studies<sup>17–19</sup> including those by the American Diabetes Association (ADA) and the Canadian Diabetes Association.<sup>6,15</sup> Previous literature reviews have shown that pharmacist-led interventions could help reach the glycemic goal and improve medication adherence.<sup>20–28</sup> However, they either have a narrow scope, e.g. they focus on a limited number of interventions and outcome measures, or are too broad, e.g. they involve various interventions by health care professionals and not only those by pharmacists. This paper provides a systematic review of pharmacists' interventions to improve medication adherence in patients with diabetes, and assesses the effectiveness of these interventions. This effectiveness can be measured through blood analysis tests, with different outcome measures, namely HbA1c, fasting plasma glucose (FPG), post-prandial blood glucose (PPG), or random blood glucose (RBG). The effectiveness can also be measured through non-blood analysis tests, for example by a questionnaire, which measures the outcomes of an intervention in terms of stated medication adherence. In contrast to prior studies that have compared the effects of interventions using different outcome measures, the present study uses Cohen's *d* to standardize effect size measures. Standardized effect size measures enable a meta-analysis and meta-regression analysis comparing studies with different intervention strategies, types of interventions and outcome measures.

## Methods

This meta-analysis followed the Preferred Reporting Items for Systematic Reviews and Meta-analysis [PRISMA] guideline.<sup>29</sup> The systematic review was registered with the Prospective Registration of Systematic Reviews ([https://www.crd.york.ac.uk/prospero/display\\_record.php?RecordID=76905](https://www.crd.york.ac.uk/prospero/display_record.php?RecordID=76905)), as PROSPERO 2017: CRD42017076905.

### Search strategy

Six databases (PubMed, Cochrane library, EMBASE, CINAHL, JSTOR, and Web of Science) were searched from March until September 2017. The search started with an initial search in March; a final search in April and the last check for updates in September 2017. The three main keywords used were “diabetes”, “medication adherence” and “pharmacist”. They were combined using Boolean Operator (AND, OR, NOT). Medical subject subheading (MeSH) terms and Emtree (a hierarchically structured, controlled vocabulary used to index all of the EMBASE content) were used for the search in PubMed and EMBASE respectively.

The final search terms used in PubMed were as follows:

(“diabetes mellitus” [MeSH Terms] OR (“diabetes” [All Fields] AND “mellitus” [All Fields])) OR (“diabetes mellitus” [All Fields] OR “diabetes” [All Fields] OR “diabetes insipidus” [MeSH Terms] OR (“diabetes” [All Fields] AND “insipidus” [All Fields])) OR “diabetes insipidus” [All

**Table 1**  
Search strategy in other databases.

Databases	Searching strategy
EMBASE	Three main keywords (diabetes AND pharmacist AND medication adherence) using a combination of multi-field search in all fields and Emtree (exp diabetes mellitus/AND exp pharmacist/AND exp medication compliance/)
Cochrane	Three main keywords (diabetes AND pharmacist AND medication adherence) in title, abstract and keyword
CINAHL	Three main keywords (diabetes AND pharmacist AND medication adherence)
JSTOR	Three main keywords (diabetes AND pharmacist AND medication adherence) in advanced search
Web of Science	Three main keywords (diabetes AND pharmacist AND medication adherence) in basic search

Fields]) OR (“diabetes mellitus, type 2” [MeSH Terms] OR “type 2 diabetes mellitus” [All Fields] OR “diabetes type 2” [All Fields]) OR (“diabetes mellitus, type 1” [MeSH Terms] OR “type 1 diabetes mellitus” [All Fields] OR “diabetes type 1” [All Fields]) AND (“pharmacists” [MeSH Terms] OR “pharmacists” [All Fields] OR “pharmacist” [All Fields]) AND (“medication adherence” [MeSH Terms] OR (“medication” [All Fields] AND “adherence” [All Fields]) OR “medication adherence” [All Fields])

This set of search terms was slightly modified when searching in other databases due to a different system and technical limitations (Table 1).

### Study selection criteria

Studies were included if they were based on a randomized controlled trial that evaluated an intervention by a pharmacist with the aim to improve medication adherence among adult patients with diabetes. Studies were excluded if the intervention was carried out by a healthcare professional other than a pharmacist and if the treatment group consisted of pediatric or adolescent patients with diabetes (less than 18 years old). Outpatient care was the main focus of this review without any limitation on the setting (hospital, clinic or community). Studies that solely focused on inpatient care were excluded. The outcome measures used in this review included at least one of following: medication adherence, glycosylated haemoglobin (HbA1c), fasting blood glucose (FPG), post-prandial blood glucose (PPG), or random blood glucose (RBG). There was no restriction on the year of publication but only English language published studies were included in this systematic review.

The study selection followed three steps. First, one of the researchers screened all titles and abstracts; and consulted with the two other researchers when there was a problem with the selection of a study. Second, potential studies included during the first step; were further screened for relevance by assessing the full-text version based on inclusion criteria and in consultation with the two other authors. If a conference abstract was found, we tried to find the full-text version for this abstract. Third, the reference lists of the selected publications were reviewed.

### Study extraction and analysis

One of the researchers extracted the data from the studies included in this review. No blinding for author or journal was applied in the extraction process. Data extracted were publication details (title, author, year of publication, and journal name); study design characteristics (country setting of the study, type of the study, study objective, random allocation, period of study conducted and sample size); study characteristic (age, period of follow up, types of outcomes measures, types of tools used to measure outcome, intervention strategy and type of individual intervention), and results of the study.

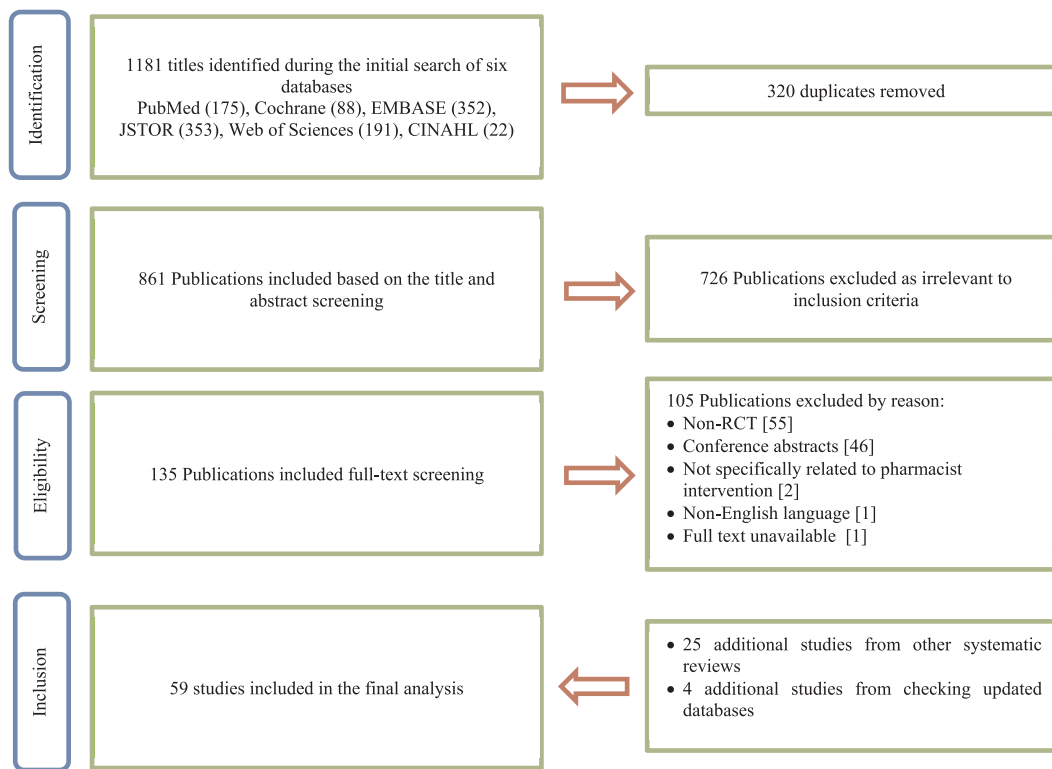


Fig. 1. Flowchart of study selection.

The baseline and follow-up mean values of the outcome measures are reported in the review and are used to measure the effectiveness of the intervention. Changes in values (follow-up minus baseline value for each group) were used if the baseline and follow-up values were unavailable. Based on the forest plot and funnel plot diagram, studies with more than a 4-point difference in the effect size value compared to the average effect size, were categorised as outliers and were excluded from the analysis. No indication of a more suitable cut-off point was found in the literature. Meta-analysis using a random effect model was applied to the pooled data. Standardized effect sizes using Cohen's *d* with 95% CI were also automatically calculated when the meta-analysis was applied (mean and SD value were available).<sup>30</sup> Sub-group meta-analysis was done based on the period of follow up, types of outcome, and types of intervention. These results are presented in tables and forest plots. Meta-regression was also applied to explore which characteristics were associated with the effect size. All analyses were carried out using Stata version 15.0. The PRISMA checklist was used as a guide for checking the quality of our systematic review.

#### Risk of bias assessment

The Cochrane risk of bias tool (RoB 2.0) was used as the primary tool to assess the quality of the studies.<sup>31</sup> One researcher assessed the risk of bias and discussed with the other two researchers when problems were encountered. The assessment includes 5 domains: the randomization process, deviation from the intended intervention, missing data outcome, measurement of outcome, and selection of the reported result. Categories used were “low risk” if it was not likely to influence the result; “some concern” if there was some doubt about the result; and “high risk” if there was a high concern on the result.

#### Results

The search in all databases resulted in a total of 1181 titles. After title and abstract screening, 135 studies met the inclusion criteria and

were explored further by reading the full-text. This further screening took out 105 of the 135 and left 30 studies that met the inclusion criteria. Non-randomized controlled trials and full-text unavailability (mostly conference abstracts) were the two main reasons studies were excluded. Some of the conference abstracts came up during the search process. The search process also included other systematic reviews to get other randomized controlled trials that did not show up in the search strategy. This resulted in another 25 studies included in this systematic review. A final check on the updated studies in all databases in September 2017, added another 4 studies. A total of 59 studies were included in this systematic review (Fig. 1).

#### Study characteristics

The studies included in this review, cover countries from all six continents. Twenty-seven studies were conducted in Asia; 17 studies in North America; 7 in Europe; 4 in South America; 2 in Australia; and 2 in Africa. The study settings were clinics, community pharmacies and hospitals. Three intervention strategies were distinguished: educational, behavioral, and combined (educational and behavioral) interventions. Various types of pharmacists' interventions were found, such as education, consultation, medication review, printed/digital material, telephone calls, daily record books, training and group discussions, and other (referrals, blood glucose meters, and pillbox). Interventions were implemented separately or as a combination of interventions. Four outcome measures based on blood analysis test were reported in the studies reviewed. Specifically, 46 studies reported on HbA1c; 26 studies on FPG; 4 studies on PPG; 4 studies on RBG. An additional outcome measure, reported in 28 studies, was medication adherence measured based on a questionnaire. Some studies showed that pharmacists contacted a physician if there was a need for approving medication modification. In three studies, pharmacists also involved a dietician, nurse and physician for some parts of the intervention.<sup>32–34</sup> Details of the study characteristic are presented in Table 2. A description of the studies included in this systematic review can be found in Appendix 1.

### Study quality assessment

The quality assessment of the studies using the Cochrane risk of bias tool showed some concern and a moderate risk of bias in 38 studies while 21 studies had a high risk of bias in quality. This assessment did not find a study with a low risk of bias in quality. The two domains that mostly contributed to the moderate and high risk of bias were the “randomization process” and “deviation from the intended intervention”.

Also, allocation concealment and blinding among groups were mostly under-reported in the studies. A lack of information on allocation concealment was found in 48 studies, 56 studies did not provide information about blinding on the patient side, and 51 studies did not provide information about the blinding of the pharmacist who provided the intervention. An unbalanced number of patients across the treatment and control groups was found in 13 studies.

Funnel plots showed that the results might be influenced by publication bias (Appendix 2). The Egger's test showed that the effect size measures reported in this study may be affected by the effect size measures of small studies (Egger's bias coefficient  $-3.123$ , 95% CI  $-5.007$ ,  $-1.239$ ,  $P = 0.001$ ).

### Overall pooled effect size

Based on the preliminary assessment of the pooled effect size estimation of the overall study results, two studies<sup>38,39</sup> were excluded from the analysis. These two studies appeared to be outliers based on the preliminary forest plot diagram and pooled effect size estimation: their effect size was considerably different from the effect size reported in other studies (more than a four-point difference in value between studies).

Fig. 2 presents the overall pooled effect size estimation of the interventions reviewed in the studies, on the outcome measures when the studies were analyzed together using a random effect model. For this purpose, the effect size values of the medication adherence were taken with a negative sign to be comparable to the values of the other four outcome measures. Thus, in this pooled analysis, a negative overall effect indicates an improvement. As shown in the figure, the pooled results from all studies indicate a significant improvement in the outcome measures by the intervention in general (SMD/standardized mean difference  $-0.69$ ; 95% CI  $-0.79$ ,  $-0.58$ ;  $P < 0.001$ ).

### Effect of follow-up period and intervention strategy on the outcome measures

Random effect models by outcome measure (medication adherence, HbA1c, FPG, PPG, RBG) were also applied to estimate the effect size for subgroups of studies, based on the follow-up period and the intervention strategy. Some studies were included in more than one subgroup because they had more than one period of follow up and/or included a combination of more than one intervention strategy. In the analysis of the total effect size (including all outcome measures) for each period of follow-up and intervention strategy, a modification of the sign of the medication adherence value was applied, namely, the effect size value of the stated medication adherence was modified into a negative sign.

Table 3 presents a summary of the pooled effect size estimation based on the follow-up period and intervention strategy. As indicated in the table, pharmacists' interventions significantly improved almost all outcome measures within three time periods of follow up. The analysis on each group based on the intervention strategy, also showed a similar effect on the outcome measures (stated medication adherence, HbA1c, and blood test other than HbA1c (FPG/PPG/RBG)).

As indicated in the table, a combined intervention strategy (including both educational and behavioral elements) was the most popular strategy used by pharmacists. The educational intervention strategy was also frequently applied alone. Both strategies significantly improved all outcome measures. These strategies were realized using

various types of interventions. Based on an additional table in Appendix 3, the five most common types of individual interventions used by the pharmacist were education, consultation, printed/digital material, medication review and telephone call. These pharmacist-led types of individual interventions significantly improved the overall outcome measures of a patient with diabetes, even though there was a non-significant result on one of the outcome measures (training/group discussion on blood test other than HbA1c). Some of the data on interventions and outcome measures could not be analyzed because of a lack of studies. The forest plot for the period of follow-up, intervention strategy and type of intervention can be found in Appendix 4-6.

### Analysis of the effect of study characteristics on the effect size

Meta-regression analysis was done to explore the association between the study characteristics and the effect size. Again, modification of the sign of the medication adherence value was done to make it comparable with the other outcome measures.

Table 4 presents a summary of the results of the meta-regression analysis. Seven meta-regression models were estimated: one model with the outcome measures as an explanatory variable (model I), one model with type of intervention as variables (model II), one model with intervention strategy (model III), one model with continent (model IV), one model with other characteristics besides the outcome measure, intervention strategy and type of intervention (model V), a full model that included all variables using the intervention strategy (full model I) and a full model using the type of intervention (full model II).

Printed/digital material was found to be a more effective intervention to improve the outcome measures in model II, with the addition of education and training/group discussion in the full model II. Educational and combined intervention strategies had similar effectiveness on the outcome measure in model III and the full model I.

Studies with a longer period of follow-up were associated with more effective interventions based on both of the full models. Regarding the continent in the full models, overall, studies in five continents reported similar effects on the outcome measures.

### Discussion

As diabetes is a global health problem, the studies included in this review comprise all six continents. Asia and America (North and South America) are the biggest contributors to this review with US and India as the two countries with the highest number of studies. A high number of studies from these continents might be related to a higher number of patients with diabetes.<sup>4</sup> Results from other systematic reviews have also shown that more studies are being conducted in the United States (US) on this topic.<sup>20,28,87</sup> This might be due to the high prevalence of diabetes and higher spending on research and development in the US.<sup>88</sup>

As shown by our results, various interventions have been implemented by pharmacists all over the world (see Table 2) to improve medication adherence. Most interventions require the involvement of the patient in the decision making related to his condition, aim to raise awareness about diabetes and aim to improve treatment management, especially medication adherence in achieving optimal treatment targets. There were three studies that involved other health care professionals i.e. a dietician, nurse, nutritionist, or physical therapist during some part of the intervention.<sup>32–34</sup> Several studies indicated that pharmacists also directly collaborated with a physician if approval for medication modification was needed by the patient. This finding emphasizes the importance of collaboration between pharmacists and other health care professionals to provide more comprehensive care for the patient.

Standardized outcome measures (Cohen's d) enable a meta-analysis of studies with different outcome measures, which distinguishes this study from previous systematic reviews. The overall analysis shows that a pharmacist's involvement in patient care enhances outcomes of patients

**Table 2**  
Characteristic of the studies.

Characteristic	No of articles
<b>Region/Country</b>	
<b>Asia</b>	
India <sup>21,35–44</sup>	11
Malaysia <sup>24,45–47</sup>	4
Jordan <sup>48–50</sup>	3
China <sup>51,52</sup>	2
Iran <sup>53,54</sup>	2
Hong Kong <sup>55</sup>	1
Iraq <sup>56</sup>	1
Taiwan <sup>57</sup>	1
Thailand <sup>58</sup>	1
United Arab Emirates <sup>59</sup>	1
<b>North America</b>	
United State of America <sup>32–34,60–72</sup>	16
Canada <sup>73</sup>	1
<b>Europe</b>	
United Kingdom <sup>23,74</sup>	2
Belgium <sup>75</sup>	1
Cyprus <sup>76</sup>	1
Denmark <sup>77</sup>	1
Spain <sup>78</sup>	1
Sweden <sup>79</sup>	1
<b>South America</b>	
Brazil <sup>25,80–82</sup>	4
<b>Africa</b>	
Ethiopia <sup>83</sup>	1
Nigeria <sup>84</sup>	1
Australia <sup>85,86</sup>	2
<b>Age</b>	
<b>Control group</b>	
< 50 <sup>37,59,66</sup>	3
50 to 59 <sup>21,24,33,35,36,38–45,47,48,50–54,56,58,60,61,68,70–72,83</sup>	29
60 to 65 <sup>25,46,55,62,65,67,69,73,75–78,80–82,84,85</sup>	17
≥ 65 <sup>23,32,34,49,57,63,64,74,79,86</sup>	10
<b>Treatment group</b>	
< 50 <sup>37,59,66</sup>	3
50 to 59 <sup>21,24,32,33,35,36,38–45,47,48,50–54,56,58,60–62,64,68,70–73</sup>	32
60 to 65 <sup>25,34,46,49,55,63,65,67,75,76,78,80–85</sup>	18
≥ 65 <sup>23,36,57,74,79,86</sup>	6
<b>Intervention strategy</b>	
Educational intervention <sup>21,36–38,41–45,52,72,84</sup>	12
Behavioral intervention <sup>67</sup>	1
Combined intervention <sup>23–25,32–35,39,40,46–51,53–66,68–71,73–83,85,86</sup>	46
<b>Type of intervention<sup>a</sup></b>	
Education (disease, medication, lifestyle) <sup>21,24,25,32,34,37,40–42,45–61,63–66,68,69,71–81,83,84</sup>	45
Consultation <sup>21,23,25,35,36,38–40,42–45,50–54,57,60,64,65,69–72,74–78,83,84</sup>	32
Medication review <sup>24,25,33,47,54–57,61,62,64–67,70,71,74,76–78,80–83,85,86</sup>	26
Printed or digital materials <sup>21,23–25,33,35,38–40,42–44,46,49,50,54,59,60,76,79,82,86</sup>	24
Telephone call <sup>23,25,33,39,47,49–52,54,56,57,61,69–71,83–86</sup>	20
Diary/record book <sup>35,39,48,53,54,59,74,79</sup>	8
Training or group discussion <sup>33,52,60,64,68,83</sup>	6
Others (referral, health equipment) <sup>33,47,48,54,57,63,65,74,77,79</sup>	10
<b>Risk of bias</b>	
Some concern <sup>24,25,32,34,37–41,44,45,47–49,51–53,55–59,62,63,66–68,71,73–76,78–81,83,84</sup>	38
High risk <sup>21,23,33,35,36,42,43,46,50,54,60,61,64,65,69,70,72,77,82,85,86</sup>	21

<sup>a</sup> Number of articles might be more than total because there is a possibility of duplication between types of intervention.

with diabetes. The variation in the period of follow-up (1–24 months) that was also found in previous studies (3–24 months)<sup>20,26,28,89</sup> shows that period of follow up depended on the design of the study and type of outcome measure used in the study. Different periods of follow-up had a significant effect on the overall outcome, i.e. ≤ 3 months, > 3 - ≤ 6

months and > 6 months. A longer period of follow-up might produce better results (based on the full model) and also could be used to determine the sustainability of the intervention. Three intervention strategies were identified in this study. The combined intervention strategy involving educational and behavioral interventions was the most popular



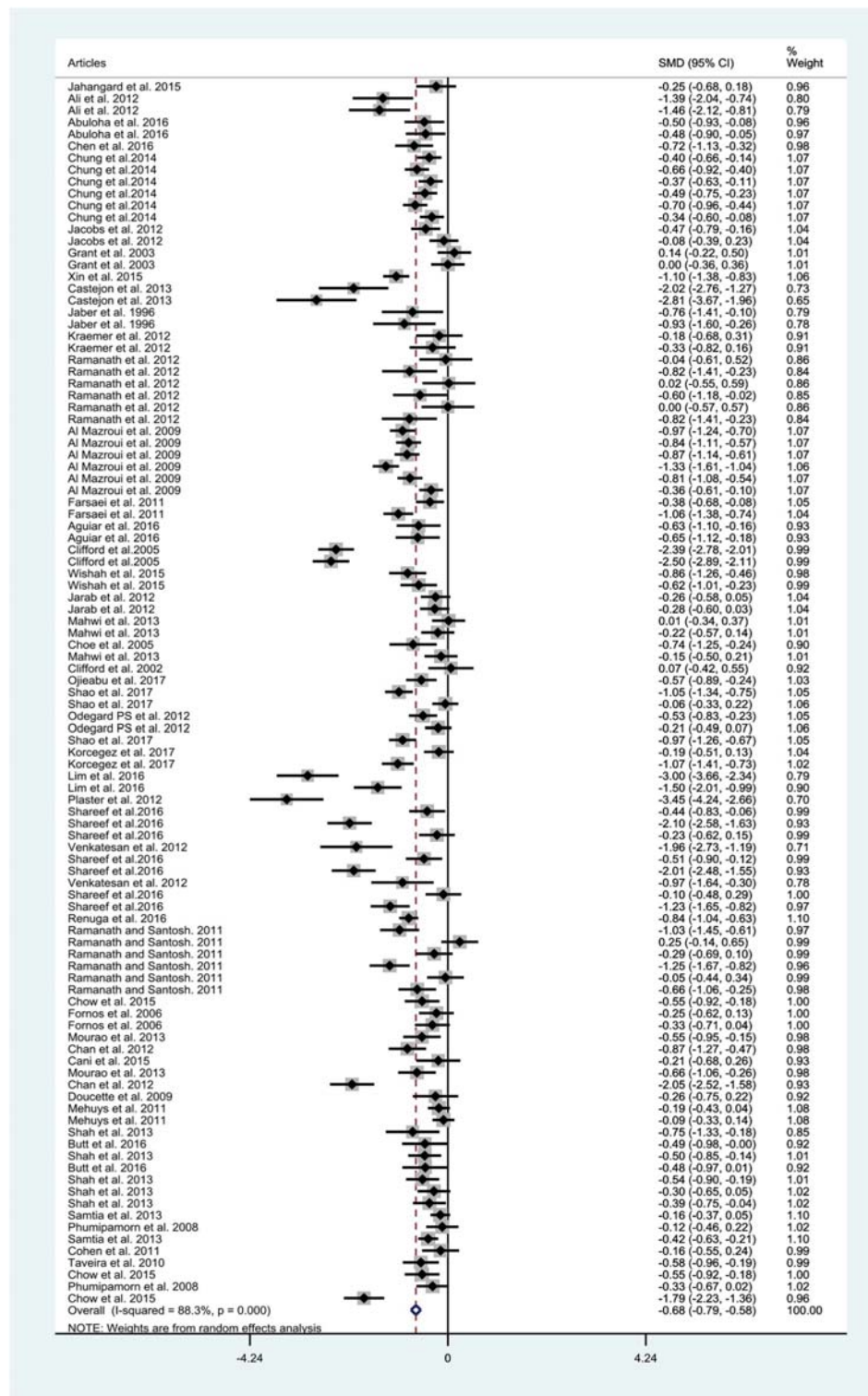


Fig. 2. The overall effect size of all studies included in the analysis.

strategy used by the pharmacist, followed by the educational intervention strategy. This finding is also supported by the fact that education is the most common method used by pharmacists to enhance medication adherence, [21,24,25,32,40,45–55,57–61,63–65,68,69,72,74–81,83,90–96](#) followed by consultation as the second most common intervention. [21–23,25,38–40,42,44,45,50–54,57,60,64,65,69,70,72,74–78,83,95–98](#) This finding is in line with results of prior systematic reviews, [20,28,99](#) especially about the individual type of intervention. This study showed that education was usually

integrated into each intervention strategy and is seen as a cornerstone to improve medication adherence by involving the health care professional and the patient. [6,100](#) The combined educational-behavioral strategy aimed at enhancing the knowledge of patients about diabetes (aetiology, short and long-term complication of diabetes, risk factors of diabetes and complications) and strengthening diabetes management (treatment target monitoring, lifestyle changing behavior, the timing of medication, adverse drug reactions monitoring, and medication adherence) to make them more

**Table 3**  
Effect size per outcome measure based on follow-up period and intervention strategy.

	Detail	Medication adherence	HbA1c	Blood test other than HbA1c (FPG/PPG/RBG)	Total
<b>Period of follow up</b>	<b>≤ 3 months</b>				
	N	10	7	15	32
	D + L pooled SMD	0.577	-0.690	-0.419	-0.524
	CI lower	0.230	-1.147	-0.652	-0.700
	CI upper	0.923	-0.233	-0.186	-0.348
	Heterogeneity (Q)/d.f.	64.84*/9	56.00*/6	70.68*/14	193.49*/31
	I <sup>2</sup>	86.10%	89.30%	80.20%	84.00%
	tau squared	0.265	0.330	0.160	0.209
	test of SMD = 0; Z value	3.26*	2.96*	3.53*	5.83*
	<b>&gt; 3-≤ 6 months</b>				
	N	5	18	16	39
	D + L pooled SMD	0.673	-0.345	-0.889	-0.607
	CI lower	0.296	-0.456	-1.187	-0.752
	CI upper	1.050	-0.234	-0.590	-0.462
	Heterogeneity (Q)/d.f.	22.67*/4	30.24*/17	175.66*/15	258.30*/38
	I <sup>2</sup>	82.40%	43.80%	91.50%	85.30%
	tau squared	0.150	0.023	0.324	0.173
	test of SMD = 0; Z value	3.50*	6.10*	5.84*	8.20*
<b>&gt; 6 months</b>					
N	4	17	11	32	
D + L pooled SMD	0.874	-0.860	-1.069	-0.927	
CI lower	0.196	-1.120	-1.504	-1.138	
CI upper	1.552	-0.600	-0.634	-0.716	
Heterogeneity (Q)/d.f.	36.75*/3	143.46*/16	160.72*/10	342.00*/32	
I <sup>2</sup>	91.80%	88.80%	93.80%	90.90%	
tau squared	0.437	0.258	0.490	0.326	
test of SMD = 0; Z value	2.52*	6.49*	4.81*	8.61*	
<b>Intervention strategy</b>	<b>Educational intervention</b>				
	N	9	4	12	25
	D + L pooled SMD	0.591	-0.695	-0.655	-0.636
	CI lower	0.342	-1.089	-0.993	-0.827
	CI upper	0.841	-0.302	-0.317	-0.446
	Heterogeneity (Q)/d.f.	29.71*/8	15.15*/3	130.12*/11	176.15*/24
	I <sup>2</sup>	73.10%	80.20%	91.50%	86.40%
	tau squared	0.106	0.122	0.320	0.197
	test of SMD = 0; Z value	4.64*	3.46*	3.80*	6.55*
	<b>Combined intervention (Educational + behavioral)</b>				
	N	10	38	30	78
	D + L pooled SMD	0.729	-0.610	-0.818	-0.702
	CI lower	0.332	-0.774	-1.040	-0.827
	CI upper	1.125	-0.447	-0.595	-0.577
	Heterogeneity (Q)/d.f.	96.57*/9	287.74*/37	302.06*/29	692.38*/77
	I <sup>2</sup>	90.70%	87.10%	90.40%	88.90%
	tau squared	0.363	0.222	0.331	0.271
	test of SMD = 0; Z value	3.60*	7.32*	7.20*	10.98*
<b>TOTAL</b>	N	19	42	42	103
	D + L pooled SMD	0.663	-0.617	-0.768	-0.684
	CI lower	0.429	-0.767	-0.951	-0.789
	CI upper	0.898	-0.467	-0.585	-0.580
	Heterogeneity (Q)/d.f.	127.12*/18	304.74*/41	434.18*/41	868.62*/102
	I <sup>2</sup>	85.80%	86.50%	90.60%	88.30%
	tau squared	0.229	0.205	0.316	0.249
	test of SMD = 0; Z value	5.54*	8.05*	8.23*	12.82*

\*p < 0.05; FPG = fasting plasma glucose; PPG = post-prandial blood glucose; RBG = random blood glucose; SMD = standardized mean difference; CI = confidence interval; d.f = degree of freedom, see Appendix 4 and 5 for the forest plot result.

aware of their condition and to change their behavior to achieve better outcomes.<sup>101</sup> Both strategies (the educational and the combined educational-behavioral strategy) are effective in improving medication adherence and glycemic goals. Subgroup analysis of the individual types of interventions, specifically education and consultation, showed a significant improvement on the overall glycemic goal and medication adherence. Therefore, this study does not conclude that these two types of individual interventions are the best methods to overcome non-adherence because the effectiveness of this strategy is not consistent among all studies. Further analysis based on the meta-regression showed that compared

with a telephone call, education is more effective, and consultation is as effective as a telephone call. A non-significant result was detected in 11 studies.<sup>58,60,63,65,68,69,72,75,76,80,90</sup> Some factors that might influence the inconsistent results between studies are the adherence level at baseline of the sample, which in most cases is already high<sup>63</sup>; small sample size and shorter duration of the intervention<sup>60</sup>; an unbalanced baseline between groups<sup>58</sup>; and better baseline values of glycemic outcome nearing the treatment target (90–140 mg/dL). These make it harder to enhance outcomes compared with patients with poor baseline values.<sup>68,75</sup> The effectiveness of education has also been shown in prior systematic reviews,

**Table 4**  
Result of meta-regression analysis – the association of study characteristic with effect size measures (103 observations).

Characteristic	Coefficient	Standard error	Lower 95% CI	Upper 95% CI
<b>Model I (Outcome measures)</b>				
<b>Outcome measures</b>				
HbA1c (reference category)				
Medication adherence	-0.040	0.185	-0.407	0.328
Blood test other than HbA1c (FPG/PPG/RBG)	-0.147	0.147	-0.438	0.144
Constant	-0.626*	0.103	-0.831	-0.421
tau <sup>2</sup> = 0.3747				
<b>Model II (Type of intervention)</b>				
<b>Types of intervention</b>				
Telephone call (reference category)				
Education (disease, medication, lifestyle)	-0.111	0.219	-0.547	0.325
Consultation	0.096	0.165	-0.232	0.423
Medication review	-0.332	0.200	-0.729	0.064
Printed or digital material	-0.538*	0.191	-0.917	-0.159
Diary record book	0.027	0.187	-0.343	0.398
Training or group discussion (medication)	-0.508	0.290	-1.083	0.068
Others (referral, health equipment)	0.176	0.271	-0.363	0.715
Total combination	-0.004	0.110	-0.223	0.215
Constant	-0.297	0.227	-0.747	0.153
tau <sup>2</sup> = 0.3155				
<b>Model III (Intervention strategy)</b>				
<b>Intervention strategy</b>				
Educational intervention (reference category)				
Combined intervention	-0.007	0.160	-0.324	0.310
Total combination	-0.075	0.057	-0.189	0.038
Constant	-0.464*	0.189	-0.839	-0.089
tau <sup>2</sup> = 0.3706				
<b>Model IV (Continent)</b>				
<b>Continent</b>				
Asia (reference category)				
North America	0.152	0.166	-0.179	0.482
Europe	0.109	0.245	-0.379	0.596
South America	-0.243	0.287	-0.812	0.326
Australia	-0.949*	0.388	-1.719	-0.180
Africa	0.123	0.646	-1.160	1.405
Constant	-0.690*	0.082	-0.852	-0.528
tau <sup>2</sup> = 0.3473				
<b>Model V (Other characteristics)</b>				
Follow-up period (months)	-0.059*	0.016	-0.092	-0.027
Sample size	0.001	0.001	-0.001	0.002
Age of treatment group (years)	-0.022	0.088	-0.196	0.152
Year of publication	0.018	0.016	-0.014	0.050
Risk of bias (high)	-0.336*	0.140	-0.613	-0.059
Constant	-0.297	0.292	-0.877	0.284
tau <sup>2</sup> = 0.3172				
<b>Full Model (I)</b>				
<b>Outcome measures</b>				
HbA1c (reference category)				
Medication adherence	-0.139	0.191	-0.518	0.239
Blood test other than HbA1c (FPG/PPG/RBG)	-0.198	0.147	-0.491	0.094
<b>Intervention strategy</b>				
Educational intervention (reference category)				
Combined intervention	-0.030	0.203	-0.435	0.374
Total combination	-0.020	0.060	-0.139	0.100
<b>Continent</b>				
Asia (reference category)				
North America	0.265	0.205	-0.142	0.672
Europe	0.352	0.296	-0.235	0.940
South America	-0.044	0.307	-0.655	0.567
Australia	-0.603	0.503	-1.602	0.396
Africa	0.102	0.669	-1.227	1.431
Follow-up period	-0.063*	0.018	-0.099	-0.027
Sample size	0.001	0.001	-0.001	0.003

(continued on next page)



Table 4 (continued)

Characteristic	Coefficient	Standard error	Lower 95% CI	Upper 95% CI
Age of treatment group	−0.044	0.121	−0.285	0.197
Year of publication	0.015	0.021	−0.027	0.057
Risk of bias (high)	−0.272	0.178	−0.627	0.082
Constant	−0.135	0.404	−0.937	0.667
$\tau^2 = 0.3047$				
Full Model (II)				
<b>Outcome measures</b>				
HbA1c (reference category)				
Medication adherence	−0.306	0.186	−0.676	0.063
Blood test other than HbA1c (FPG/PPG/RBG)	−0.141	0.140	−0.420	0.138
<b>Type of intervention</b>				
Telephone call (reference category)				
Education (disease, medication, lifestyle)	−0.554*	0.270	−1.092	−0.016
Consultation	−0.137	0.226	−0.588	0.313
Medication review	−0.508	0.283	−1.071	0.054
Printed or digital material	−0.613*	0.217	−1.045	−0.181
Diary record book	−0.403	0.218	−0.836	0.030
Training or group discussion (medication)	−1.152*	0.363	−1.875	−0.429
Others (referral, health equipment)	−0.214	0.293	−0.797	0.368
Total combination	0.239	0.135	−0.029	0.507
<b>Continent</b>				
Asia (reference category)				
North America	0.396	0.238	−0.078	0.870
Europe	0.589	0.351	−0.108	1.287
South America	0.269	0.331	−0.390	0.928
Australia	−0.648	0.495	−1.634	0.337
Africa	−0.344	0.636	−1.608	0.921
Follow-up period	−0.047*	0.019	−0.085	−0.009
Sample size	−0.001	0.001	−0.002	0.001
Age of treatment group	−0.242	0.122	−0.484	< −0.001
Year of publication	0.028	0.021	−0.013	0.069
Risk of bias (high)	−0.234	0.198	−0.629	0.161
Constant	0.645	0.475	−0.300	1.590
$\tau^2 = 0.2627$				

\* $p < 0.05$ .

even though not all studies have had a large sample size.<sup>27</sup> The quality and sustainability of education also needs to be considered and associated with the patient's need to produce a long-term effect, instead of a short-term effect only.

Medication review is the third most common method found in this systematic review.<sup>24,25,33,47,51,54,55,57,61,62,64,65,67,70,74,76–78,80,81,83,85,86,91,92,95,96,102</sup> This type of individual intervention is based on an intervention strategy that combines educational and behavioral elements. This is because patients not only get information related to the problem found during the review but also need to change or modify their behavior to achieve treatment goals and improve medication adherence. Together with education and consultation, medication review also has a significant effect on the overall outcome measures (stated medication adherence, HbA1c, blood test other than HbA1c (FPG, PPG, RBG)). Even though there were significant effects detected for all types of interventions, a comparison of effectiveness between them showed that education, printed or digital material, and training or group discussion are more effective to improve outcomes compared with a telephone call (see Table 4). The effectiveness of medication review along with education and consultation in the analysis to improve glycemic outcomes and stated medication adherence, indicate the evolving role of the pharmacist to support patient care in collaboration with other health care professionals. It also indicates that pharmacists do not replace the function/role of other healthcare professionals. This was also supported by some studies included in this review, which reported that the pharmacist always contacted the patient's physician for approval if any medication modification were made during the intervention.<sup>23–25,33,47–50,54–57,59,61,62,64–67,70,71,74,76–83,85,86</sup>

Further study is needed to explore the factors to effectively implement this method and strategy such as the willingness of the pharmacist to collaborate and the clinical skills and access to resources needed to

do the medication review and the recognition of the pharmacist's role by the physician.<sup>103</sup> Further analysis of the differences in effectiveness between studies across continents is also needed.

The quality assessment of the reviewed publications using the Cochrane tool (RoB.2) might have been influenced by under-reported information, for example information related to allocation concealment and blinding between groups, which was often absent. Further analysis also showed that publication bias might have affected the results of this study, even though the meta-regression analysis of the full models showed no significant association between the risk of bias and the effectiveness of the intervention. Above all, this review showed effective and significant improvement of the outcome measure including stated medication adherence by the different pharmacist's interventions.

This review has several limitations that need to be acknowledged other than the limitation in quality assessment and publication bias that might have affected the results. First, there were several studies for which the effect size could not be calculated and analyzed because of the lack of information provided by the study, e.g. missing mean and SD values. Second, most of the studies showed a significant improvement because of medication adherence, but one thing that should be kept in mind is that the stated medication adherence was based on a self-reported measurement and this may have biased the results. Third, there were a limited number of studies for a certain outcome measure, especially PPG and RBG, which may have under or overpowered the results. Finally, based on the analysis, one of the limitations of this study was the difficulty to choose the best strategy to improve medication adherence in a patient with diabetes because most of the interventions used in this review were a combination of interventions. Only 8 studies used a single intervention.

## Conclusion

This systematic review provides evidence on the role of pharmacy in diabetes care around the world to enhance and improve medication adherence and blood glucose control among patients with diabetes. The effectiveness of pharmacy-related interventions was determined by the overall and sub-analysis of the effect size for three types of outcome measure (stated medication adherence, HbA1c, blood test other than HbA1c (FPG, PPG, RBG)). This finding also supports a potential role of the pharmacist in diabetes care to help and support other healthcare professionals to achieve optimal treatment targets, especially in improving medication adherence among patients with diabetes. Further studies are needed to explore the feasibility, and barriers to implementing the interventions in different population groups.

## Funding sources

Indonesia Endowment Fund for Education (Lembaga Pengelola Dana Pendidikan/LPDP). LPDP is not involved in any other aspect of the study, such as the design of the study protocol, data collection, data analysis, interpretation of the result and publication.

## Conflicts of interest

The authors have no conflict of interest to declare.

## Appendix A. Supplementary data

Supplementary data related to this article can be found at <https://doi.org/10.1016/j.sapharm.2018.09.021>.

## References

- World Health Organization. *Global Report on Diabetes*. World Health Organization; 2016.
- International Diabetes Federation. *IDF Diabetes Atlas*. sixth ed. Brussels, Belgium: International Diabetes Federation; 2013.
- International Diabetes Federation. *IDF Diabetes Atlas*. seventh ed. Brussels, Belgium: International Diabetes Federation; 2015.
- International Diabetes Federation. *IDF Diabetes Atlas*. eighth ed. Brussels, Belgium: International Diabetes and Federation; 2017.
- World Health Organization. *Diabetes Fact Sheet: World Health Organization*. 2016; 2016. [updated November 2016. Available from: <http://www.who.int/mediacentre/factsheets/fs312/en/>.
- American Diabetes Association. Standards of medical care in diabetes - 2017. *Diabetes Care*. 2017;40(suppl 1):S1–S32.
- Burkhardt PV, Sabate E. Adherence to long-term therapies: evidence for action. *J Nurs Scholarsh*. 2003;35(3):207.
- Lehmann A, Aslani P, Ahmed R, et al. Assessing medication adherence: options to consider. *Int J Clin Pharm*. 2014;36(1):55–69.
- Iuga AO, McGuire MJ. Adherence and health care costs. *Risk Manag Healthc Pol*. 2014;7:35–44.
- Cramer JA. A systematic review of adherence with medications for diabetes. *Diabetes Care*. 2004;27(5):1218–1224.
- Krass I, Schieback P, Dhippayom T. Adherence to diabetes medication: a systematic review. *Diabet Med*. 2015;32(6):725–737.
- Bailey CJ, Kodack M. Patient adherence to medication requirements for therapy of type 2 diabetes. *Int J Clin Pract*. 2011;65(3):314–322.
- Rhee MK, Slocum W, Ziemer DC, et al. Patient adherence improves glycemic control. *Diabetes Educat*. 2005;31(2):240–250.
- Capoccia K, Odegard PS, Letassy N. Medication adherence with diabetes medication: a systematic review of the literature. *Diabetes Educat*. 2016;42(1):34–71.
- Canadian Diabetes Association Clinical Practice Guidelines Expert Committee. Canadian diabetes association 2013 clinical practice guidelines for the prevention and management of diabetes in Canada. *Can J Diabetes*. 2013;37(Suppl 1):S1–S212.
- Smith M. Pharmacists' role in improving diabetes medication management. *J Diabetes Sci Technol*. 2009;3(1):175–179.
- Alhabib S, Aldraim M, Alfharhan A. An evolving role of clinical pharmacists in managing diabetes: evidence from the literature. *Saudi Pharmaceut J*. 2016;24(4):441–446.
- Hughes J, Sunderland V, Wibowo Y, Hoti K. The role of the pharmacist in the management of type 2 diabetes: current insights and future directions. *Integrated Pharm Res Pract*. 2017;6:15–27.
- Grossman S. Management of type 2 diabetes mellitus in the elderly: role of the pharmacist in a multidisciplinary health care team. *J Multidiscip Healthc*. 2011;4:149–154.
- Pousinho S, Morgado M, Falcao A, Alves G. Pharmacist interventions in the management of type 2 diabetes mellitus: a systematic review of randomized controlled trials. *J Manag. Care Spec. Pharm*. 2016;22(5):493–515.
- Shareef J, Fernandes J, Samaga L, Bhat ML. Evaluating the effect of pharmacist's delivered counseling on medication adherence and glycemic control in patients with diabetes mellitus. *J Diabetes Metabol*. 2016;7(3):4.
- Renuga E, Ramakrishnan S, Vanitha RN, Thennarasu P, Kannan G. Impact of continuous patient counselling on knowledge, attitude, and practices and medication adherence of diabetic patients attending outpatient pharmacy services. *Asian J Pharmaceut Clin Res*. 2016;9(1):345–350.
- Lyons I, Barber N, Raynor DK, Wei L. The medicines advice service evaluation (MASE): a randomised controlled trial of a pharmacist-led telephone based intervention designed to improve medication adherence. *BMJ Qual Saf*. 2016;25(10):759–769.
- Lim PC, Lim K, Embee ZC, Hassali MA, Thiagarajan A, Khan TM. Study investigating the impact of pharmacist involvement on the outcomes of diabetes medication therapy adherence program Malaysia. *Pak J Pharm Sci*. 2016;29(2):595–601.
- Aguiar PM, da Silva CH, Chiann C, Dorea EL, Lyra Jr DP, Storpirtis S. Pharmacist-physician collaborative care model for patients with uncontrolled type 2 diabetes in Brazil: results from a randomized controlled trial. *J Eval Clin Pract*. 2016;24(1):22–30.
- Antoine SL, Pieper D, Mathes T, Eikermann M. Improving the adherence of type 2 diabetes mellitus patients with pharmacy care: a systematic review of randomized controlled trials. *BMC Endocr Disord*. 2014;14:53.
- Lun Gan JK, Brammer JD, Creeedy DK. Effectiveness of educational interventions to promote oral hypoglycaemic adherence in adults with type 2 diabetes: a systematic review. *JBI Libr Syst Rev*. 2011;9(9):269–312.
- Sapkota S, Brien JA, Greenfield J, Aslani P. A systematic review of interventions addressing adherence to anti-diabetic medications in patients with type 2 diabetes-moher on adherence. *PLoS One*. 2015;10(2):17.
- Moher D, Liberati A, Tetzlaff J, Altman DG, Group P. Preferred reporting items for systematic reviews and meta-analyses: the PRISMA statement. *PLoS Med*. 2009;6(7):e1000097.
- Dunst CJ, Hamby DW, Trivette CM. Guidelines for calculating effect sizes for practice-based research syntheses. *CenterScope*. 2004;3(1):1–10.
- Higgins JPT, Sterne JAC, Savović J, et al. A revised tool for assessing risk of bias in randomized trials. *Cochrane Database Syst Rev*. 2016;10(suppl 1).
- Cohen LB, Taveira TH, Khatana SA, Dooley AG, Pirraglia PA, Wu WC. Pharmacist-led shared medical appointments for multiple cardiovascular risk reduction in patients with type 2 diabetes. *Diabetes Educat*. 2011;37(6):801–812.
- Scott DM, Boyd ST, Stephan M, Augustine SC, Reardon TP. Outcomes of pharmacist-managed diabetes care services in a community health center. *Am J Health Syst Pharm*. 2006;63(21).
- Taveira TH, Friedmann PD, Cohen LB, et al. Pharmacist-led group medical appointment model in type 2 diabetes. *Diabetes Educat*. 2010;36(1):109–117.
- Ramanath KV, Bhanuprakash M, Nagakishore CH, Mahesh Kumar S, Balaji DBSS. Study the clinical pharmacist influence on medication adherence & quality of life of rural type-2 diabetes mellitus patients in a tertiary care hospital. *Arch Pharm Pract*. 2012;3(2):170–180.
- Renuga E, Ramakrishnan S, Vanitha RN, Thennarasu P, Kannan G. Impact of continuous patient counselling on knowledge, attitude, and practices and medication adherence of diabetic patients attending outpatient pharmacy services. *Asian J Pharmaceut Clin Res*. 2016;9(1):345–350.
- Samtia A, Rasool M, Ranjha N, Usman F, Javed I. A multifactorial intervention to enhance adherence to medications and disease-related knowledge in type 2 diabetic patients in southern Punjab, Pakistan. *Trop J Pharmaceut Res*. 2013;12(5):851–856.
- Ghosh S, Rajvanshi AK, Kishun S. Assessment the influence of patient counseling on quality of life in type-II diabetes mellitus patients. *Int J Pharm Biol Sci*. 2010;1:1–6.
- Sriram S, Chack LE, Ramasamy R, Ghasemi A, Ravi TK, Sabzghabae AM. Impact of pharmaceutical care on quality of life in patients with type 2 diabetes mellitus. *J Res Med Sci*. 2011;16.
- Venkatesan R, Devi AM, Parasuraman S, Sriram S. Role of community pharmacists in improving knowledge and glycemic control of type 2 diabetes. *Perspect Clin Res*. 2012;3(1):26.
- Adepu R, Ari S. Influence of structured patient education on therapeutic outcomes in diabetes and hypertensive patients. *Asian J Pharmaceut Clin Res*. 2010;3(3):174–178.
- Malathy R, Narmadha M, Jose MA, Ramesh S, Babu ND. Effect of a diabetes counseling programme on knowledge, attitude and practice among diabetic patients in Erode district of South India. *J Young Pharm*. 2011;3(1):65–72.
- Ramanath K, Santosh Y. Impact of clinical pharmacist provided patient education on QOL outcome in type II diabetes mellitus in rural population. *Asian J Pharmaceut Clin Res*. 2011;4(4):15–20.
- Adepu R, Rasheed A, Nagavi B. Effect of patient counseling on quality of life in type-2 diabetes mellitus patients in two selected South Indian community pharmacies: a study. *Indian J Pharmaceut Sci*. 2007;69(4):519.
- Butt M, Mhd Ali A, Bakry MM, Mustafa N. Impact of a pharmacist led diabetes mellitus intervention on HbA1c, medication adherence and quality of life: a randomised controlled study. *Saudi Pharmaceut J*. 2016;24(1):40–48.
- Chow E, Hassali M, Saleem F, Aljadhey H. Effects of pharmacist-led patient education on diabetes-related knowledge and medication adherence: a home-based study. *Health Educ J*. 2015;75(4):421–433.
- Chung WW, Chua SS, Lai PS, Chan SP. Effects of a pharmaceutical care model on medication adherence and glycemic control of people with type 2 diabetes. *Patient Prefer Adherence*. 2014;8:1185–1194.

48. Abuloha S, Alabbadi I, Albsoul-Younes A, Younes N, Zayed A. The role of clinical pharmacist in initiation and/or dose adjustment of insulin therapy in diabetic patients in outpatient clinic in Jordan. *Jordan J Pharmaceut Sci.* 2016;9(1):33–50.
49. Jarab AS, Alqudah SG, Mukattash TL, Shattat G, Al-Qirim T. Randomized controlled trial of clinical pharmacy management of patients with type 2 diabetes in an outpatient diabetes clinic in Jordan. *J Manag Care Pharm.* 2012;18(7):516–526.
50. Wishah RA, Al-Khawaldeh OA, Albsoul AM. Impact of pharmaceutical care interventions on glycemic control and other health-related clinical outcomes in patients with type 2 diabetes: randomized controlled trial. *Diabetes Metab Syndr.* 2015;9(4):271–276.
51. Shao H, Chen G, Zhu C, et al. Effect of pharmaceutical care on clinical outcomes of outpatients with type 2 diabetes mellitus. *Patient Prefer Adherence.* 2017;11:897–903.
52. Xin C, Xia Z, Jiang C, Lin M, Li G. Effect of pharmaceutical care on medication adherence of patients newly prescribed insulin therapy: a randomized controlled study. *Patient Prefer Adherence.* 2015;9:797–802.
53. Farsaei S, Sabzghabae AM, Zargarzadeh AH, Amini M. Effect of pharmacist-led patient education on glycemic control of type 2 diabetics: a randomized controlled trial. *J Res Med Sci.* 2011;16(1):43–49.
54. Jahangard-Rafsanjani Z, Sarayani A, Nosrati M, et al. Effect of a community pharmacist-delivered diabetes support program for patients receiving specialty medical care: a randomized controlled trial. *Diabetes Educat.* 2015;41(1):127–135.
55. Chan CW, Siu SC, Wong CKW, Lee VWY. A pharmacist care program: positive impact on cardiac risk in patients with type 2 diabetes. *J Cardiovasc Pharmacol Therapeut.* 2012;17(1):57–64.
56. Mahwi TO, Obied KA. Role of the pharmaceutical care in the management of patients with type 2 diabetes mellitus. *Int J Pharma Sci Res.* 2013;4(4):1363.
57. Chen JH, Ou HT, Lin TC, Lai EC, Kao YH. Pharmaceutical care of elderly patients with poorly controlled type 2 diabetes mellitus: a randomized controlled trial. *Int J Clin Pharm.* 2016;38(1):88–95.
58. Phumipamorn S, Pongwecharak J, Soorapan S, Pattharachayakul S. Effects of the pharmacist's input on glycaemic control and cardiovascular risks in muslim diabetics. *Prim Care Diabetes.* 2008;2(1):31–37.
59. Al Mazroui NR, Kamal MM, Ghabash NM, Yacout TA, Kole PL, McElnay JC. Influence of pharmaceutical care on health outcomes in patients with type 2 diabetes mellitus. *Br J Clin Pharmacol.* 2009;67(5):547–557.
60. Castejón AM, Calderón JL, Perez A, et al. A community-based pilot study of a diabetes pharmacist intervention in Latinos: impact on weight and hemoglobin A1c. *J Health Care Poor Underserved.* 2013;24(4):48–60.
61. Choe HM, Mitrovich S, Dubay D, Hayward RA, Krein SL, Vijan S. Proactive case management of high-risk patients with type 2 diabetes mellitus by a clinical pharmacist: a randomized controlled trial. *Am J Manag Care.* 2005;11(4):253–260.
62. Doucette WR, Witry MJ, Farris KB, McDonough RP. Community pharmacist-provided extended diabetes care. *Ann Pharmacother.* 2009;43(5):882–889.
63. Grant RW, Devita NG, Singer DE, Meigs JB. Improving adherence and reducing medication discrepancies in patients with diabetes. *Ann Pharmacother.* 2003;37(7-8):962–969.
64. Jaber LA, Halapy H, Fernet M, Tummalapalli S, Diwakaran H. Evaluation of a pharmaceutical care model on diabetes management. *Ann Pharmacother.* 1996;30(3):238–243.
65. Jacobs M, Sherry PS, Taylor LM, Amato M, Tataronis GR, Cushing G. Pharmacist assisted medication program enhancing the regulation of diabetes (PAMPERED) study. *J Am Pharm Assoc JAPhA.* 2003;52(5):613–621 2012.
66. Jameson JP, Baty PJ. Pharmacist collaborative management of poorly controlled diabetes mellitus: a randomized controlled trial. *Am J Manag Care.* 2010;16(4):250–255.
67. Kirwin JL, Cunningham RJ, Sequist TD. Pharmacist recommendations to improve the quality of diabetes care: a randomized controlled trial. *J Manag Care Pharm.* 2010;16(2):104–113.
68. Kraemer DF, Kradjan WA, Bianco TM, Low JA. A randomized study to assess the impact of pharmacist counseling of employer-based health plan beneficiaries with diabetes: the EMPOWER study. *J Pharm Pract.* 2012;25(2):169–179.
69. Odegard PS, Christensen DB. MAP study: RCT of a medication adherence program for patients with type 2 diabetes. *J Am Pharm Assoc JAPhA.* 2003;52(6):753–762 2012.
70. Odegard PS, Goo A, Hummel J, Williams KL, Gray SL. Caring for poorly controlled diabetes mellitus: a randomized pharmacist intervention. *Ann Pharmacother.* 2005;39(3):433–440.
71. Rothman RL, Malone R, Bryant B, et al. A randomized trial of a primary care-based disease management program to improve cardiovascular risk factors and glycated hemoglobin levels in patients with diabetes. *Am J Med.* 2005;118(3):276–284.
72. Shah M, Norwood CA, Farias S, Ibrahim S, Chong PH, Fogelfeld L. Diabetes transitional care from inpatient to outpatient setting: pharmacist discharge counseling. *J Pharm Pract.* 2013;26(2):120–124.
73. Guirguis LM, Johnson JA, Farris KB, Tsuyuki RT, Toth EL. A pilot study to evaluate the impact of pharmacists as certified diabetes educators on the clinical and humanistic outcomes of people with diabetes. *Can J Diabetes Care.* 2001;25(4):266–276.
74. Ali M, Schifano F, Robinson P, et al. Impact of community pharmacy diabetes monitoring and education programme on diabetes management: a randomized controlled study. *Diabet Med.* 2012;29(9):e326–e333.
75. Mehuys E, Van Bortel L, De Bolle L, et al. Effectiveness of a community pharmacist intervention in diabetes care: a randomized controlled trial. *J Clin Pharm Therapeut.* 2011;36(5):602–613.
76. Korcegez EI, Sancar M, Demirkan K. Effect of a pharmacist-led program on improving outcomes in patients with type 2 diabetes mellitus from northern Cyprus: a randomized controlled trial. *J Manag Care Spec Pharm.* 2017;23(5):573–582.
77. Kjeldsen LJ, Bjerrum L, Dam P, et al. Safe and effective use of medicines for patients with type 2 diabetes - a randomized controlled trial of two interventions delivered by local pharmacies. *Res Soc Adm Pharm.* 2015;11(1):47–62.
78. Fornos JA, Andrés NF, Guerra JM, Egea B. A pharmacotherapy follow-up program in patients with type-2 diabetes in community pharmacies in Spain. *Pharm World Sci.* 2006;28(2):65–72.
79. Sarkadi A, Rosenqvist U. Experience-based group education in Type 2 diabetes: a randomised controlled trial. *Patient Educ Counsel.* 2004;53(3):291–298.
80. Cani CG, Lopes LDG, Queiroz M, Nery M. Improvement in medication adherence and self-management of diabetes with a clinical pharmacy program: a randomized controlled trial in patients with type 2 diabetes undergoing insulin therapy at a teaching hospital. *Clinics.* 2015;70(2):102–106.
81. Mourão AOM, Ferreira WR, Martins MAP, et al. Pharmaceutical care program for type 2 diabetes patients in Brazil: a randomised controlled trial. *Int J Clin Pharm.* 2013;35(1):79–86.
82. Plaster CP, Melo DT, Boldt V, et al. Reduction of cardiovascular risk in patients with metabolic syndrome in a community health center after a pharmaceutical care program of pharmacotherapy follow-up. *Braz J Pharm Sci.* 2012;48(3):435–446.
83. Erku DA, Ayele AA, Mekuria AB, Belachew SA, Hailemeskel B, Tegegn HG. The impact of pharmacist-led medication therapy management on medication adherence in patients with type 2 diabetes mellitus: a randomized controlled study. *Pharm Pract (Granada).* 2017;15(3):1026.
84. Ojjeabu W, Bello S, Saka A. Evaluation of pharmacist's educational and counseling impact on patients' clinical outcomes in a diabetic setting. *J Diabetol.* 2017;20(8):7–11.
85. Clifford RM, Batty KT, Davis TM, et al. A randomised controlled trial of a pharmaceutical care programme in high-risk diabetic patients in an outpatient clinic. *Int J Pharm Pract.* 2002;10(2):85–89.
86. Clifford RM, Davis WA, Batty KT, Davis TM. Effect of a pharmaceutical care program on vascular risk factors in type 2 diabetes. *Diabetes Care.* 2005;28(4):771–776.
87. Collins C, Limone BL, Scholle JM, Coleman CI. Effect of pharmacist intervention on glycemic control in diabetes. *Diabetes Res Clin Pract.* 2011;92(2):145–152.
88. OECD. *Gross Domestic Spending on R&D (Indicator): Organisation for Economic Co-operation and Development.* 2018; 2018. [cited 2018 Jan 23]. Available from: <https://data.oecd.org/rd/gross-domestic-spending-on-r-d.htm>.
89. Williams JLS, Walker RJ, Smalls BL, Campbell JA, Egede LE. Effective interventions to improve medication adherence in type 2 diabetes: a systematic review. *Diabetes Manag (Lond).* 2014;4(1):29–48.
90. Samtia A, Rasool M, Ranjha N, Usman F, Javed I. A multifactorial intervention to enhance adherence to medications and disease-related knowledge in type 2 diabetic patients in southern Punjab, Pakistan. *Trop J Pharmaceut Res.* 2013;12(5):851–856.
91. Jameson JP, Baty PJ. Pharmacist collaborative management of poorly controlled diabetes mellitus: a randomized controlled trial. *Am J Manag Care.* 2010;16(4):250–255.
92. Mahwi TO, Obied KA. Role of the pharmaceutical care in the management of patients with type 2 diabetes mellitus. *Int J Pharmaceut Sci Res.* 2013;4(4):1363.
93. Taveira TH, Friedmann PD, Cohen LB, et al. Pharmacist-led group medical appointment model in type 2 diabetes. *Diabetes Educat.* 2010;36(1):109–117.
94. Adepu R, Ari S. Influence of structured patient education on therapeutic outcomes in diabetes and hypertensive patients. *Asian J Pharmaceut Clin Res.* 2010;3(3):174–178.
95. Rothman RL, Malone R, Bryant B, et al. A randomized trial of a primary care-based disease management program to improve cardiovascular risk factors and glycated hemoglobin levels in patients with diabetes. *Am J Med.* 2005;118(3):276–284.
96. Ojjeabu W, Bello S, Saka A. Evaluation of pharmacist's educational and counseling impact on patients' clinical outcomes in a diabetic setting. *Value Health.* 2017;20(5):A315.
97. Ramanath KV, Bhanuprakash M, Nagakishore CH, Mahesh Kumar S, Balaji DBSS. Study the clinical pharmacist influence on medication adherence & quality of life of rural type-2 diabetes mellitus patients in a tertiary care hospital. *Arch Pharm Pract.* 2012;3(2):170–180.
98. Ramanath K, Santosh Y. Impact of clinical pharmacist provided patient education on QOL outcome in type II diabetes mellitus in rural population. *Asian J Pharmaceut Clin Res.* 2011;4(4):15–20.
99. Omran D, Guirguis LM, Simpson SH. Systematic review of pharmacist interventions to improve adherence to oral antidiabetic medications in people with type 2 diabetes. *Can J Diabetes.* 2012;36(5):292–299.
100. Holman H. Chronic disease—the need for a new clinical education. *J Am Med Assoc.* 2004;292(9):1057–1059.
101. Costa E, Giardini A, Savin M, et al. Interventional tools to improve medication adherence: review of literature. *Patient Prefer Adherence.* 2015;9:1303–1314.
102. Plaster CP, Melo DT, Boldt V, et al. Reduction of cardiovascular risk in patients with metabolic syndrome in a community health center after a pharmaceutical care program of pharmacotherapy follow-up. *Braz J Pharmaceut Sci.* 2012;48(3):435–446.
103. Kolhatkar A, Cheng L, Chan FKI, Harrison M, Law MR. The impact of medication reviews by community pharmacists. *J Am Pharm Assoc (2003).* 2016;56(5):513–520.e1.



ISSN 0269-4727  
ISSN 1360-0567

# RESEARCH IN SOCIAL & ADMINISTRATIVE PHARMACY

Editorial Board  
Editorial Assistant  
Production Editor  
Production Manager

# RSAP

[Submit your article](#)

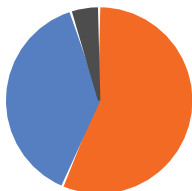
[Menu](#)



[Search in this journal](#)

## Editorial board

### Gender diversity of editors and editorial board members



57% woman

39% man

5% prefer not to disclose

0% non-binary or gender diverse

Data represents responses from 62.90% of 70 editors and editorial board members

### Editorial board by country/region

70 editors and editorial board members in 19 countries/regions

1 United States (29)

2 Australia (13)

3 Canada (5)

[> See more editors by country/region](#)

### Editor-in-Chief



Shane Desselle, RPh, PhD, FAPhA

Touro University California, Vallejo, California, United States

[> View full biography](#)



# Research in Social and Administrative Pharmacy

Supports open access

Submit your article

Menu



**Stephen Carter, BPharm MSc PhD**

The University of Sydney, Sydney, New South Wales, Australia



**Aleda M. H. Chen, PharmD, MS, PhD, FAPhA**

Cedarville University, Cedarville, Ohio, United States



**Mohamed Ezzat Khamis Amin, PhD**

Alamein International University, New Alamein City, Egypt



**Victoria Garcia Cardenas, PhD**

University of Granada Faculty of Pharmacy, Granada, Spain



**Anandi Law, B.Pharm, MS, PhD**

Western University of Health Sciences, Pomona, California, United States



**Carlo Marra**

University of Otago, Dunedin, New Zealand



**Lotte Nørgaard, PhD**

University of Copenhagen, København, Denmark



# Research in Social and Administrative Pharmacy

Supports open access

Submit your article

Menu



Carl Schneider, PhD, BPharm(Hon), BN, PGGradCert(Higher Ed)

The University of Sydney Faculty of Medicine and Health, Sydney, Australia



Marcia Worley, PhD, RPh, FAPhA

The Ohio State University Division of Outcomes and Translational Sciences, Columbus, Ohio, United States

## Editorial Board

Katri Aaltonen

The Social Insurance Institution of Finland, Helsinki, Finland



Ephrem Abebe, PhD

Purdue University College of Pharmacy, West Lafayette, Indiana, United States

Implementation Science, Children with Special Healthcare Needs, Care Transitions, User centered design, Medication Safety



Nagham Ailabouni, PhD

University of South Australia, Adelaide, Australia

Deprescribing; geriatric pharmacy; pharmacy practice; older people's health



Asnakew Ayele, PhD

University of Gondar College of Medicine and Health Sciences, Gondar, Ethiopia

Pharmacy practice, community pharmacy, public health pharmacy, health service, maternal and child health service

Hirsham Badreldin, PhD

King Saud University, Riyadh, Saudi Arabia



Matthew Boyd, BPharm (Hons), PhD

University of Nottingham, Nottingham, United Kingdom

# Research in Social and Administrative Pharmacy

Supports open access

Submit your article

Menu



RCSI Dublin, Dublin, Ireland

## Jongwha Chang, MSPH, PhD

The University of Texas at El Paso School of Pharmacy, El Paso, Texas, United States

Health Outcomes, Healthcare Cost Analysis, Pharmacoeconomics, Pharmacoepidemiology

## Antoinette Coe, PhD

University of Michigan, Ann Arbor, Michigan, United States



## Jack Collins, PhD

The University of Sydney, Sydney, New South Wales, Australia

community pharmacy, self-care, pharmacy practice, mental health, health equity



## Geoffrey Curran, PhD

University of Arkansas for Medical Sciences, Little Rock, Arkansas, United States

Implementation science, qualitative methods, capacity building in implementation research



## Sarah Dineen-Griffin, PhD

Charles Sturt University - Bathurst Campus, Bathurst, Australia

Pharmacy Practice, Professional Services, Health Policy, Self-care, Health Literacy, Health Services Research, Evaluation, Implementation, Self-management, Non-prescription medicines, Quality use of medicines, Medicines safety

## Daniel Erku, BPharm, PhD

Griffith University - Gold Coast Campus, Southport, Queensland, Australia

Health economics, Tobacco control, Health policy analysis, cancer health services research, Pharmacoepidemiology

## Erwin Martinez Faller, MSPharm, RPh, MMPS, PhD (Pharmacy), PhD (Pharm Educ), FRIPharm

Management and Science University, Jalan Persiaran Olahraga, Selangor Darul Ehsan, Malaysia

Access to healthcare, Pharmaceutical education, Migrant health

## Mark Fleming, PhD

Chapman University, Orange, California, United States



---

# Research in Social and Administrative Pharmacy

Supports open access

Submit your article

Menu



**Monica Holiday-Goodman, PhD**

The University of Toledo, Toledo, Ohio, United States



**Sherilyn K. D. Houle, BSP, PhD**

University of Waterloo, Waterloo, Ontario, Canada

Pharmacy practice, immunization, travel medicine

**Karen S. Hudmon, DsPH, MS, BPharm**

Purdue University, West Lafayette, Indiana, United States

**Rabia Hussain, PharmD, MPhil, PhD**

Universiti Sains Malaysia, Pulau Pinang, Malaysia

Medicine Safety, Health Services Research, Pharmacy Practice, Patient safety, Qualitative Research

**Laney K. Jones, PharmD, MPH, CLS, FNLA**

Geisinger Health, Danville, Pennsylvania, United States

implementation science, pharmacy, familial hypercholesterolemia

**Lisa Kalisch Ellett, BPharm, PhD**

University of South Australia, Adelaide, Australia

Pharmacoepidemiology, quality use of medicines, medication safety, aged care

**Mary Jo Knobloch, MPH, CPH**

University of Wisconsin-Madison, Madison, Wisconsin, United States



**Cherie Lucas, PhD, BPharm, GradCertEduStud (Higher Ed), MPS**

University of New South Wales, Sydney, Australia

Reflective Practice, Interprofessional Education, Pharmacy Education, Cultural Safety, Scoping Review



**Beth Martin, PhD, BPharm**

University of Wisconsin System, Madison, Wisconsin, United States

community-based participatory research, education-based research, older adults and medication safety, health behavior change

# Research in Social and Administrative Pharmacy

Supports open access

Submit your article

Menu



**Kevin Mc Namara, PhD**

Deakin University, Geelong, Australia

cardiometabolic disease prevention and screening, implementation science, community pharmacy, transitions of care, medicines management



**Brittany Melton, PharmD, PhD**

The University of Kansas School of Pharmacy, Lawrence, Kansas, United States

informatics, pharmacy practice

**Daniela Moga, PhD**

University of Kentucky, Lexington, Kentucky, United States



**Frank Moriarty, MPharm, PhD**

RCSI Dublin, Dublin, Ireland

Health services research, evidence based medicine, deprescribing, health economics, pharmacoepidemiology, primary care



**Kevin Murphy, PhD**

University College Cork, Cork, Ireland

Pharmacy practice, Pharmacy education, Polypharmacy, Pharmacoeconomics

**Marwa Noureldin, PharmD, MS, PhD, BCGP**

Manchester University College of Pharmacy Natural & Health Sciences, Fort Wayne, Indiana, United States

**Myuiwa Omonaiye, PhD**

Deakin University, Geelong, Australia

**Isha Patel, PhD**

Marshall University, Huntington, West Virginia, United States

Patient-reported outcomes, Health disparities, Infectious disease





# Research in Social and Administrative Pharmacy

Supports open access

Submit your article

Menu



Qualitative research, systematic reviews, ethnography research, Pharmacy practice, Hospital pharmacy, GP pharmacy. Digital technology, eHealth



**Maguy Saffouh El Hajj, BScPharm, Pharm D, BCPS**

Qatar University, Doha, Qatar

Outcomes research, Smoking cessation, Cardiovascular diseases prevention and treatment

**Teresa Salgado, PhD**

Virginia Commonwealth University, Richmond, Virginia, United States



**Jayashri Sankaranarayanan, MPharm, PhD**

University of Cincinnati James L Winkle College of Pharmacy, Cincinnati, Ohio, United States

Health Economics and Outcomes Research, Pharmacoepidemiology, Innovative Pharmacy and Health Technology Service Evaluations, Geographic Disparities, Access to health care, Quality of Care, Cost of Care, Patient Centred Outcomes, Real World Evidence, Patient/Consumer Assessment of Healthcare Providers and Systems



**Kritsanee Saramunee, BSc in Pharm, MSc, PhD**

Maharakham University, Kantharawichai, Thailand

Primary care pharmacy, Community pharmacy public health services, Pharmaceutical care services, Community-based education, Inter-professional education, Health service research, Economic evaluation



**Theresa Schindel, BSP, MCE, PhD, FCSHP**

Edmonton Clinic Health Academy, Edmonton Alberta, Edmonton, Alberta, Canada

Professional roles and identity, practice change, professional education



**James Schreiber, PhD**

Duquesne University, Pittsburgh, Pennsylvania, United States

Cognitive psychology, Motivation and learning, Statistical analysis, Cognitive Psychology, Motivation and Learning, Statistical Analysis

**Mary C. Schroeder, PhD**

# Research in Social and Administrative Pharmacy

Supports open access

Submit your article

Menu



Western New England University, Springfield, Massachusetts, United States

**Olayinka Shiyanbola, BPharm, PhD**

University of Wisconsin-Madison School of Pharmacy, Madison, Wisconsin, United States

Medication adherence, Health Literacy, Health Equity, Disease Self-Management



**Reshmi Singh, PhD, MS. BPharm.**

University of Wyoming, Laramie, Wyoming, United States

Community Engagement, Health Literacy, Mental Health, Inclusive Pedagogy, Health Disparities, Qualitative Methods



**Carolina Ung, PhD**

University of Macau, Taipa, Macau

Regulatory science in medical and pharmaceutical products, Social and administrative pharmacy, Community health and chronic disease management, Evidence base about traditional and complementary medicine

**Elizabeth Unni, PhD, MBA, BPharm**

Roseman University of Health Sciences South Jordan Campus, South Jordan, Utah, United States

**Daisy Volmer, M.Sc. (Pharm)**

University of Tartu, Tartu, Estonia



**Anita Weidmann, PhD**

University of Innsbruck, Innsbruck, Austria

Clinical Pharmacy, Pharmacy Practice, Patient Safety, Patient Lived Experience, Implementation Science

**Natalie Weir, MPharm, PhD**

University of Strathclyde, Glasgow, United Kingdom

Pharmacy Research, Implementation Science, Human Factors, Mixed-methods

**Kyle Wilby, BSP, PharmD, PhD**

University of Otago, Dunedin, New Zealand

Pharmaceutical education, Health disparities, Health equity



---

# Research in Social and Administrative Pharmacy

Supports open access

Submit your article

Menu



---

All members of the Editorial Board have identified their affiliated institutions or organizations, along with the corresponding country or geographic region. Elsevier remains neutral with regard to any jurisdictional claims.

---



All content on this site: Copyright © 2025 Elsevier B.V., its licensors, and contributors. All rights are reserved, including those for text and data mining, AI training, and similar technologies. For all open access content, the relevant licensing terms apply.





# Research in Social and Administrative Pharmacy

Supports open access

7.2

CiteScore

3.7

Impact Factor

[Submit your article](#)

[Guide for authors](#)

[Menu](#)



[Search in this journal](#)

## Volume 15, Issue 9

Pages 1057-1194 (September 2019)

[Download full issue](#)

[Previous vol/issue](#)

[Next vol/issue](#)

Receive an update when the latest issues in this journal are published

[Sign in to set up alerts](#)

Full text access

### Table of Contents

Pages iii-iv



[View PDF](#)

### Reviews

Review article *Open access*

#### Pharmacy-led interventions to improve medication adherence among adults with diabetes: A systematic review and meta-analysis

Bobby Presley, Wim Groot, Milena Pavlova

Pages 1057-1067



[View PDF](#)

[Article preview](#)

Review article  Abstract only

#### A systematic review of community pharmacies' staff diagnostic assessment and performance in patient consultations

Vassiliki Sinopoulou, Morris Gordon, Paul Rutter

Pages 1068-1079

[Article preview](#)

### Original Research

Research article  Abstract only

#### Development and validation of key performance indicators for medication management services provided for outpatients

[FEEDBACK](#)

Tácio de Mendonça Lima, Patricia Melo Aguiar, Sílvia Storpirtis

Pages 1080-1087

Article preview 

Research article *Open access*

### How community pharmacists prioritize cognitive pharmaceutical services

Jeroen M. van de Pol, Ellen S. Koster, Anke M. Hövels, Marcel L. Bouvy

Pages 1088-1094


 [View PDF](#) Article preview 

Research article  Abstract only

### A qualitative study exploring the decision of parents to use medication in attention-deficit hyperactivity disorder

Michelle Flood, John C. Hayden, Blánaid Gavin, Fiona McNicholas

Pages 1095-1101

Article preview 

Research article  Abstract only

### Older adults using multi-dose dispensing exposed to risks of potentially inappropriate medications

Veera Bobrova, Jyrki Heinämäki, Outi Honkanen, Shane Desselle, ... Daisy Volmer

Pages 1102-1106


Article preview 

Research article  Abstract only

### Primary care workflow process mapping of medication-related activities performed by non-provider staff: A pilot project's approach

Kathryn Steckowych, Marie Smith

Pages 1107-1117

Article preview 

Research article  Abstract only

### The role of network ties to support implementation of a community pharmacy enhanced services network

Kea Turner, Morris Weinberger, Chelsea Renfro, Stefanie Ferreri, ... Christopher M. Shea

Pages 1118-1125

Article preview 

Research article *Open access*

### Clinical and economic considerations based on persistency with a novel insulin delivery device versus conventional insulin delivery in patients with type 2 diabetes: A retrospective analysis

Beverly Everitt, H. Courtenay Harrison, Carla Nikkel, Emily Laswell, Aleda M.H. Chen

Pages 1126-1132

 [View PDF](#) Article preview 

Research article  Abstract only

### Validation of a risk stratification tool for a Hospital Outreach Medication Review (HOMR) program

Aseel Rofu, Daniel Boulos, Mary Hanna, Bruce Jackson, ... Sue Kirska

Pages 1133-1137

Article preview 

Research article  Abstract only

### Medication prior authorization from the providers perspective: A prospective observational study

Sandipan Bhattacharjee, Anita C. Murcko, Miranda K. Fair, Terri L. Warholak

Pages 1138-1144

Article preview 




Research article  Abstract only

### Spatial analysis of disparities in asthma treatment among adult asthmatics

Maithili Deshpande, Whitney E. Zahnd, Lindsay Bandy, Jessica Lorensen, Amber Fifer

Pages 1145-1153


Article preview 

Research article  Abstract only

### Native English speakers and English as a Foreign Language (EFL) students' performance and notetaking in a Doctor of Pharmacy health systems course

Shane P. Desselle, Patricia A. Shane

Pages 1154-1159


Article preview 

Research article  Abstract only

### Comparing algorithms for composite measures of intra-disease multiple medication adherence: The case of diabetes

Ramsankar Basak, John P. Bentley, David J. McCaffrey, Donna West-Strum, ... Benjamin F. Banahan

Pages 1160-1167


Article preview 

Research article  Abstract only

### Development and content validation of measures assessing adherence barriers and behaviors for use in clinical care

R.J. Fredericksen, F.M. Yang, L.E. Gibbons, T.C. Edwards, ... H.M. Crane

Pages 1168-1176


Article preview 

Research article  Abstract only

### Patients' attitude and willingness to pay for pharmaceutical care: An international message from a developing country

Deema Jaber, Salah Aburuz, Eman A. Hammad, Huda El-Refae, Iman A. Basheti

Pages 1177-1182

Article preview 

#### *Letters to the Editor*

---

Correspondence  No access

### Inter-rater reliability of medication error classification in a voluntary patient safety incident reporting system HaiPro in Finland:

#### Methodological issue

Mohammad Bagher Heydari, Mehdi Naderi

Pages 1183-1184

Correspondence  No access

### 30<sup>th</sup> anniversary of pharmaceutical care defined: Shall we reconsider its outcomes?

Surachat Ngorsuraches

Pages 1185-1186

Correspondence  No access

### Antidepressants after stroke and patient centered care: An oxymoron

Alain Brailion

Pages 1187-1188

Correspondence  No access

### Missing pharmacy-specific Medical Subject Headings (MeSH) terms: Problems and solutions

Teresa M. Salgado, Fernando Fernandez-Llimos

Pages 1189-1190

Correspondence  No access

Food and Drug Administration labeling and medication guides: A health outcomes critique

Taylor L. Watterson

Pages 1191-1192

Correspondence  No access

Improving communication between healthcare professionals and deaf and hard of hearing patients

Michelle L. Blakely, Marissa C. Salvo

Pages 1193-1194

---

[< Previous vol/issue](#)

[Next vol/issue >](#)

ISSN: 1551-7411

Copyright © 2025 Elsevier Inc. All rights are reserved, including those for text and data mining, AI training, and similar technologies.



All content on this site: Copyright © 2025 Elsevier B.V., its licensors, and contributors. All rights are reserved, including those for text and data mining, AI training, and similar technologies. For all open access content, the relevant licensing terms apply.



## Research in Social and Administrative Pharmacy

### COUNTRY

[United States](#)



Universities and research institutions in United States



Media Ranking in United States

### SUBJECT AREA AND CATEGORY

[Health Professions Pharmacy](#)

[Pharmacology, Toxicology and Pharmaceutics](#)  
[Pharmaceutical Science](#)

### PUBLISHER

[Elsevier Inc.](#)

### H-INDEX

**69**

### PUBLICATION TYPE

Journals

### ISSN

15517411

### COVERAGE

2005-2023

### INFORMATION

[Homepage](#)

[How to publish in this journal](#)

[Contact](#)

### SCOPE

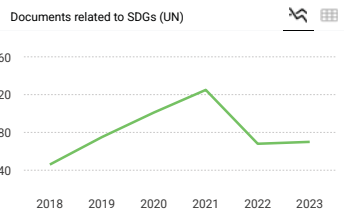
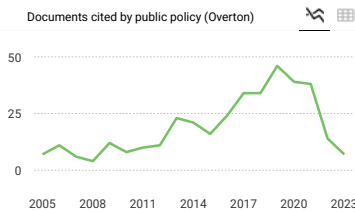
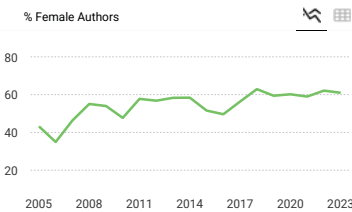
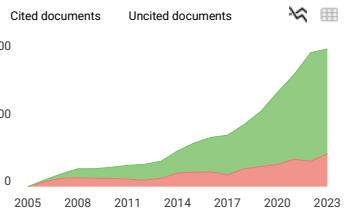
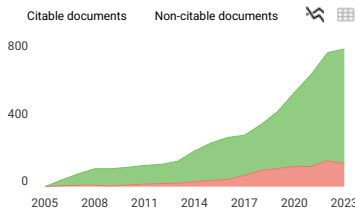
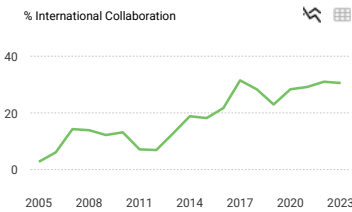
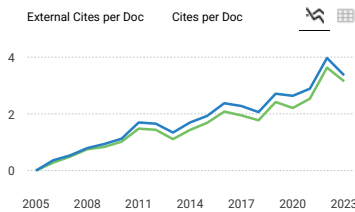
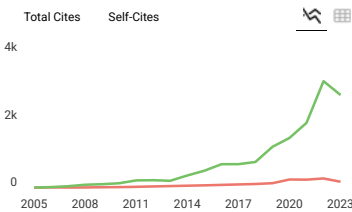
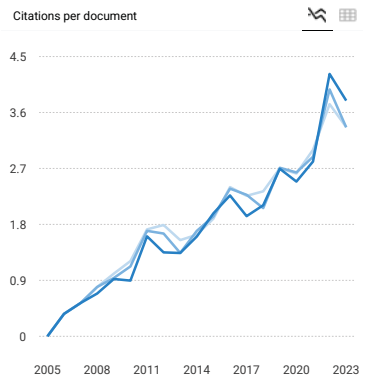
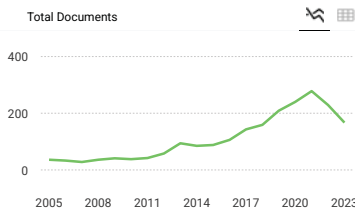
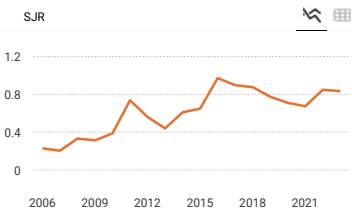
Research in Social and Administrative Pharmacy (RSAP) publishes monthly/twelve times per year, featuring original [scientific](#) reports, comprehensive review articles, proposed models, and provocative commentaries in the social and administrative pharmaceutical sciences. Topics of interest include outcomes evaluation of drug products, programs, or services; pharmacoepidemiology; medication adherence; disease management; medication use policy; drug marketing; evaluation of educational paradigms that could impact practice and/or patient behavior; and other topics related to public health in the context of pharmacy or medication use. RSAP strives to become a widely recognized venue for publishing articles that proffer new models to guide existing research, make methodological arguments, or otherwise describe the results of rigorous theory-building research. Practice and education research are considered, with preference given to papers evaluating theoretical constructs and to those that might shape policy.

[Join the conversation about this journal](#)

FIND SIMILAR JOURNALS ⓘ

options ⋮

<p>1 <b>Exploratory Research in Clinical and Social Pharmacy</b> USA</p> <p style="font-size: 2em; color: green;"><b>93%</b> similarity</p>	<p>2 <b>International Journal of Pharmacy Practice</b> GBR</p> <p style="font-size: 2em; color: green;"><b>79%</b> similarity</p>	<p>3 <b>Pharmacy Practice</b> ESP</p> <p style="font-size: 2em; color: green;"><b>68%</b> similarity</p>	<p>4 <b>International Journal of Clinical Pharmacy</b> NLD</p> <p style="font-size: 2em; color: green;"><b>67%</b> similarity</p>	<p>5 <b>Journal of Pharmaceutical Health Services Research</b> GBR</p> <p style="font-size: 2em; color: green;"><b>66%</b> similarity</p>
---	---	--	---	---



Research in Social and Administrative Pharmacy

← Show this widget in your own website

Q1 Pharmaceutical Science best quartile

SJR 2023 0.83

powered by scimagojr.com

Just copy the code below and paste within your html code:

`<a href="https://www.scimagojr.com">`

**SCImago Graphica**

Explore, visually communicate and make sense of data with our new data visualization tool.

Metrics based on Scopus® data as of March 2024

M **Monika Ogilvie** 4 years ago  
Hi

I would like to submit a research article detailing the findings of my pharmacist prescribing trial undertaken in the emergency department at my hospital in Queensland, Australia. How can I find out if this has a good chance of being published, or if anything similar has been published in the last 1-2 years (which will probably mean my chances are less).

Thank you  
Monika Ogilvie

reply



**Melanie Ortiz** 4 years ago

SCImago Team

Dear Monika,  
thank you for contacting us.  
Unfortunately, we cannot help you with your request, we suggest you visit the journal's homepage or contact the journal's editorial staff, so they could inform you more deeply.  
Best Regards, SCImago Team

**D Dareen** 4 years ago

Hi. I would like to join the discussion regarding this journal.

reply



**Melanie Ortiz** 4 years ago

SCImago Team

Dear Dareen, welcome and thanks for your participation! Best Regards, SCImago Team

#### Leave a comment

Name

Email  
(will not be published)

Submit

The users of Scimago Journal & Country Rank have the possibility to dialogue through comments linked to a specific journal. The purpose is to have a forum in which general doubts about the processes of publication in the journal, experiences and other issues derived from the publication of papers are resolved. For topics on particular articles, maintain the dialogue through the usual channels with your editor.

Developed by:



Powered by:



Follow us on @ScimagoJR

Scimago Lab, Copyright 2007-2024. Data Source: Scopus®

[Legal Notice](#)

[Privacy Policy](#)

---

🔍 This site uses Google AdSense ad intent links. AdSense automatically generates these links and they may help creators earn money.

---



# Source details

## Research in Social and Administrative Pharmacy

Years currently covered by Scopus: from 2005 to 2025

Publisher: Elsevier

ISSN: 1551-7411

Subject area: Health Professions: Pharmacy Pharmacology, Toxicology and Pharmaceutics: Pharmaceutical Science

Source type: Journal

[View all documents >](#)

[Set document alert](#)

[Save to source list](#)

CiteScore 2023

7.2



SJR 2023

0.833



SNIP 2023

1.100



[CiteScore](#) [CiteScore rank & trend](#) [Scopus content coverage](#)

CiteScore 2023 ▼

$$7.2 = \frac{5,539 \text{ Citations } 2020 - 2023}{774 \text{ Documents } 2020 - 2023}$$

Calculated on 05 May, 2024

CiteScoreTracker 2024 ⓘ

$$8.3 = \frac{5,769 \text{ Citations to date}}{697 \text{ Documents to date}}$$

Last updated on 05 March, 2025 • Updated monthly

### CiteScore rank 2023 ⓘ

Category	Rank	Percentile
Health Professions		
Pharmacy	#2/45	96th
Pharmacology, Toxicology and Pharmaceutics		
Pharmaceutical Science	#37/183	80th

[View CiteScore methodology >](#) [CiteScore FAQ >](#) [Add CiteScore to your site](#)



---

## About Scopus

[What is Scopus](#)

[Content coverage](#)

[Scopus blog](#)

[Scopus API](#)

[Privacy matters](#)

## Language

[日本語版を表示する](#)

[查看简体中文版本](#)

[查看繁體中文版本](#)

[Просмотр версии на русском языке](#)

## Customer Service

[Help](#)

[Tutorials](#)

[Contact us](#)

---

## ELSEVIER

[Terms and conditions](#) [Privacy policy](#) [Cookies settings](#)

All content on this site: Copyright © 2025 Elsevier B.V. [↗](#), its licensors, and contributors. All rights are reserved, including those for text and data mining, AI training, and similar technologies. For all open access content, the relevant licensing terms apply.

We use cookies to help provide and enhance our service and tailor content. By continuing, you agree to the use of cookies [↗](#).

