

# Auto Regressive eXogenous (ARX) System Identification of Batch Milk Cooling Process

**Rudy Agustriyanto\***

**Endang Srihari Mochni**

**Puguh Setyoprato**

*University of Surabaya*

\*e-mail: rudy.agustriyanto@staff.ubaya.ac.id

*Submitted* 18 November 2021

*Revised* 3 Juni 2022

*Accepted* 12 September 2022

---

**Abstract.** The dynamic model of the milk cooling process from 36°C to 4°C using chilled water available at 2°C has been carried out. The cooling water temperature is kept constant by using a refrigeration unit. The process being studied was a Packo brand milk cooling tank belonging to KUD SAE Pujon (Malang - Indonesia). A fundamental heat balance method was used to derive the model, leading to a first-order transfer function process. For a 2 hours cooling process then, the gain and time constant values are 1.00 and 42.3548 mins respectively, or  $G(s) = \frac{1}{42.3548s+1}$  (first order process). Deriving system transfer function through a mechanistic model is considered difficult; therefore, in this paper, we explored process identification via Auto Regressive eXogenous (ARX). Transient simulations could then be performed to identify the dynamic behavior of the cooling process. The system was then identified using several orders of the Auto Regressive eXogenous (ARX) model, and then the results were re-tested on different forms of perturbations and obtained quite accurate results. The transfer function identified through the ARX111 is  $G(s) = \frac{1}{42.3729s+1}$  (first order process), while via ARX441, the 5<sup>th</sup> order process was obtained:  $G(s) = \frac{0.02361s^4+0.000371s^3+0.2331s^2+9.27 \times 10^{-7}s+0.0005826}{s^5+0.03932s^4+9.873s^3+0.2331s^2+0.02468s+0.0005826}$ . These models particularly useful for process control design and analysis.

**Keywords:** Dynamic Study, Milk Cooling, Simulation, Process Identification

## INTRODUCTION

The short shelf-life of raw milk is a concern for the dairy sector (Zacharski et al., 2021). Rapid cooling of raw milk temperature from the initial temperature (about 36°C) is widely used to preserve milk during transportation or storage in dairy cooperatives (Lee et al., 2016). When milk is stored above 30°C, it may spoil after 4 hours, depending on the initial total bacteria (Al-

Shannaq et al., 2022). Storing at 20°C, 10°C, and 4°C partially inhibited bacterial growth for the first 8, 16, and 24 hours after milking. However, refrigeration of milk is a stabilizing treatment and does not improve milk quality or kill any bacteria; therefore, it must be combined with good herd management and hygiene standards (Torres-Toledo et al., 2018).

The milk cooling model is needed to design, train and control the milk cooling

system (Bequette, 2019). There are 2 kinds of dynamic model approaches that are often used, namely the white-box model and the black-box model (Kaufhold et al., 2021).

The white box model is based on the laws of conservation of physics and chemistry, such as mass balance, component balance, momentum balance, and energy balance. They are also called the first principle or mechanistic model (Ochsenbein et al., 2019). This model provides an understanding of the process and explains the behavior of the process in terms of state variables and measured variables (Pauli et al., 2019). The state variable of the model is the variable whose rate of change is described by the law of conservation. These models can already be developed when the process does not yet exist. Dynamic equations are supplemented by algebraic equations explaining heat and mass transfer, kinetics, etc. (Cheak Theng Ee et al., 2021). Developing this model is considered time-consuming (Behnam et al., 2022).

Black box models or empirical models do not describe the physical phenomena of the process; they are based on input/output data and only describe the relationship between measuring input and output data from the process (Fung et al., 2021). This model is useful if limited time is available for model development and/or if there is not an adequate physical understanding of the process. Mathematical representations including time series models such as Auto Regressive Moving Average (ARMA), Auto Regressive eXogenous (ARX), Box and Jenkins models, recurrent neural network models, and recurrent fuzzy models (Chakraborty et al., 2022).

Many empirical methods exist in which the a priori model structure has to be selected and further model parameters

identified by appropriate techniques. The method that can be used is the least squares method (Yin et al., 2022).

Suppose a process with input  $u(k)$  and output  $y(k)$  where  $k$  is a discrete time value. Assuming that the signal can be related to a linear process, we can write:

$$A(z^{-1})y(k) = \frac{B(z^{-1})}{F(z^{-1})}u(k-p) + \frac{C(z^{-1})}{D(z^{-1})}e(k) \quad (1)$$

Where  $z^{-1}$  is the shift operator and is defined as the following:

$$y(k-1) = z^{-1}y(k) \quad (2)$$

While the polynomials A, B, C, D, and F are given as follows:

$$A(z^{-1}) = 1 + a_1z^{-1} + \dots + a_{na}z^{-na} \quad (3)$$

$$B(z^{-1}) = b_0 + b_1z^{-1} + \dots + b_{nb}z^{-nb} \quad (4)$$

$$C(z^{-1}) = c_0 + c_1z^{-1} + \dots + c_{nc}z^{-nc} \quad (5)$$

$$D(z^{-1}) = d_0 + d_1z^{-1} + \dots + d_{nd}z^{-nd} \quad (6)$$

$$F(z^{-1}) = f_0 + f_1z^{-1} + \dots + f_{nf}z^{-nf} \quad (7)$$

Meanwhile,  $p$  is the sampling interval between the input and output of the process, and  $e$  is the modeling error (Roffel and Betlem, 2006).

In the literature (Cheng et al., 2021), the structure of the Auto Regressive eXogenous (ARX) model is as the following:

$$A(z^{-1})y(k) = B(z^{-1})u(k-p) + e(k) \quad (8)$$

Which indicates that  $nc = nd = nf = 0$ .

Example:

$$y(k) = a_1y(k-1) + a_2y(k-2) + b_1u(k-3) + b_2u(k-4) \quad (9)$$

The process identification strategy by measuring input-output is usually used in many situations where it is not necessary to achieve deep mathematical knowledge of the system being studied, but it is sufficient to study the dynamics of the system

(Bajarangbali et al., 2014, Dhanya Ram and Chidambaram, 2014).

This paper will identify back with certain perturbations from a predetermined process model, namely the batch process of cooling milk at KUD SAE Pujon (Malang) (Agustriyanto, 2019). The process will be identified with the ARX model, and the results will be compared with the model that has been obtained. Matlab and System Identification Toolbox (R2022a, n.d.) will be used in this research.

The model obtained is intended to achieve best practices in dairy processing. The characteristics of plants/milk processing installations that seek to achieve best practices are available in the literature (Penny Prasad et al., 2019), but the model plays an important role in the field of process control (Li et al., 2020).

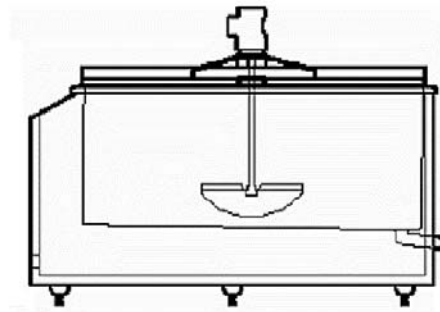
## MATERIALS AND METHODS

The system being studied was the milk cooling facilities belonging to Koperasi SAE Pujon, as shown in Figure 1. It is a rectangular milk cooling tank with a half-cylinder tank contained therein. The rectangular tank is used as a place for cooling water, while the half-cylinder tank is used as a container for milk. The scheme of the milk cooling tank is shown in Figure 2. Table 1 shows batch and parameter data for the simulation (Agustriyanto et al., 2022)

The tank capacity ( $V$ ) is 2500 L; therefore, the mass of milk in the tank can be calculated since the milk density is known. The volume of chilled water is unknown, but its temperature is kept constant at 2°C ( $T_1$ ) by using refrigerant.



**Fig. 1:** Packo milk cooling tank (Courtesy of Koperasi SAE Pujon)



**Fig. 2:** Stirred milk cooling tank system seen for the side (Courtesy of Koperasi SAE Pujon)

**Table 1.** Batch and Parameter Data

Symbol	Value	Unit
$V$	2500	L
$T_i$	36	°C
$T_o$	4	°C
$T_1$	2	°C
$C_p$	3.93	kJ/kg.K
$\rho$	1027	kg/m <sup>3</sup>
$m$	2567.5	kg
$U$	274.4613	kJ/min.m <sup>2</sup> .°C
$A$	0.8680	m <sup>2</sup>
$Q$	2690.74	kJ/min

If we set the cooling time equal to 2 hours, then the total heat that must be released from milk to cooling water can be calculated as follow:

$$Q = m \cdot C_p \cdot \Delta T \quad (10)$$

$$Q = 2567.5 \times 3.93 \times (36 - 4)$$

$$Q = 322,888.8 \text{ kJ}/2h$$

$$Q = 2690.74 \text{ kJ}/min$$

Heat transfer area (A) is the area of a half-cylinder that can be calculated mathematically, where:

$$r = 0.3485 \text{ m and } t = 1.238 \text{ m}$$

$$A = \frac{1}{2} \pi r(r + t) = 0.868 \text{ m}^2 \quad (11)$$

Log mean temperature difference (LMTD) for parallel flow can then be calculated (Jouhara et al., 2021; Li et al., 2017):

$$\Delta T_{LMTD} = \frac{\Delta T_2 - \Delta T_1}{\ln\left(\frac{\Delta T_2}{\Delta T_1}\right)} \quad (12)$$

$$\Delta T_{LMTD} = \frac{(36-2)-(4-2)}{\ln\left(\frac{36-2}{4-2}\right)} = 11.2946$$

$$\text{Since: } Q = U \cdot A \cdot \Delta T_{LMTD} \quad (13)$$

$$\text{Then: } U = 274.4613 \text{ kJ}/(\text{min} \cdot \text{m}^2 \cdot ^\circ\text{C})$$

The batch milk cooling process can be modeled based on energy balance as the following (Coughanowr and LeBlanc, 2009):

$$Q_{in} - Q_{out} = \text{Accumulation} \quad (14)$$

When  $Q_{in} = 0$ , then

$$0 = U \cdot A \cdot \Delta T = \frac{dQ}{dt}$$

$$-U \cdot A \cdot (T_o - T_1) = m \cdot C_p \cdot \frac{dT_o}{dt}$$

$$U \cdot A \cdot (T_1 - T_o) = m \cdot C_p \cdot \frac{dT_o}{dt} \quad (15)$$

### Steady State Energy Balance

$$U \cdot A \cdot (T_{1s} - T_{os}) = 0 \quad (16)$$

Equation (15) – (16):

$$U \cdot A \cdot ((T_1 - T_{1s}) - (T_o - T_{os})) = m \cdot C_p \cdot \frac{dT_o}{dt} \quad (17)$$

Taking Laplace Transform of both sides in Equation (17):

$$UA(T_1(s) - T_o(s)) = mC_p(sT_o(s) - T_o(0)) \quad (18)$$

When  $T_o(0) = 0$ , then:

$$UA(T_1(s) - T_o(s)) = mC_p s T_o(s), \text{ or}$$

$$\frac{T_o(s)}{T_1(s)} = \frac{1}{\frac{mC_p s}{UA} + 1} \quad (19)$$

The resulting Equation (19) is a first-order process transfer function with:

$$\text{Gain} = K_p = 1 \quad (20)$$

$$\text{Time constant} = \tau_p = \frac{mC_p}{UA} \quad (21)$$

Hence:

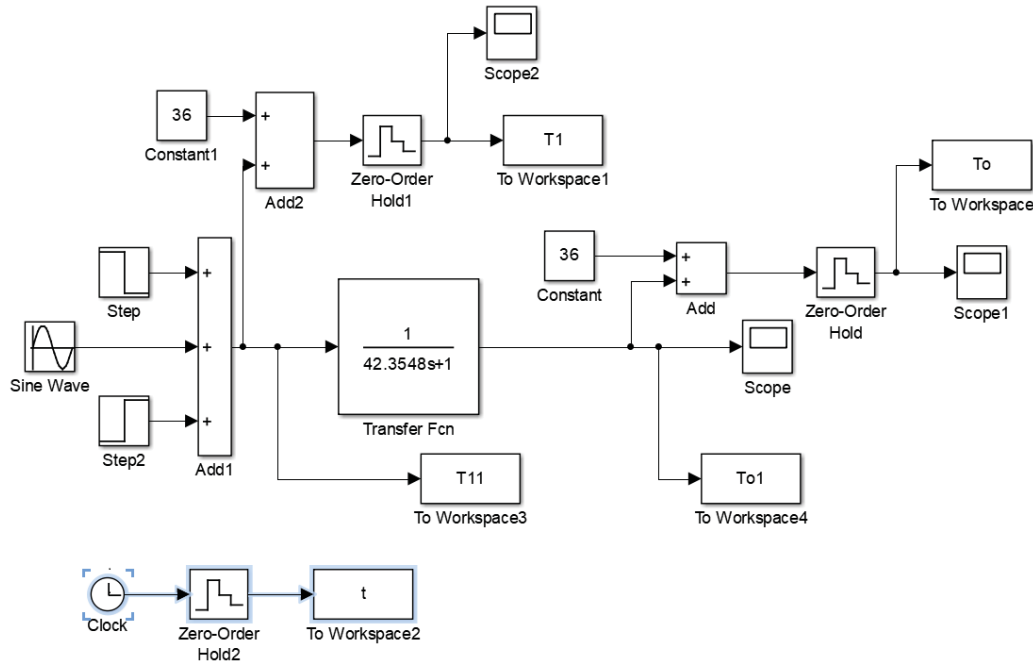
$$\frac{T_o(s)}{T_1(s)} = \frac{1}{42.3548s + 1} \quad (22)$$

While Agustriyanto et al. (2022) explored the dynamic behavior based on this mechanistic model, here we would like to extend the process identification via the Auto Regressive eXogenous (ARX) model.

Transient simulations could then be performed to identify the dynamic behavior of the cooling process (Figure 3). The system was then identified using several orders of the ARX model, and the results were re-tested on different forms of perturbations.

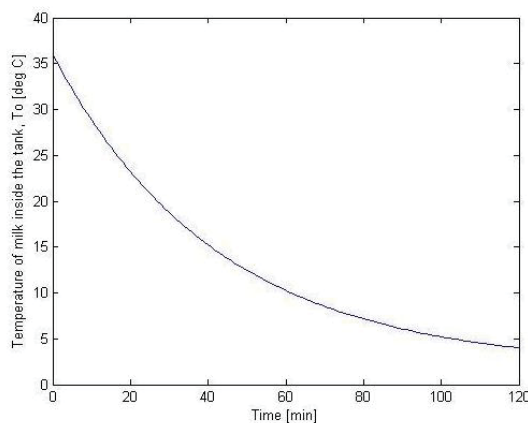
## RESULTS AND DISCUSSION

The milk cooling process in Cooperatives (Koperasi Unit Desa in Indonesian) is generally carried out as a batch process. The batch process only depends on time. When the milk temperature has reached the expected, then the milk is released. Assuming that the overall heat transfer coefficient ( $U$ ) is constant, the result of the mathematical model is shown in Equation (22).



**Fig. 3:** Simulink block diagram

From the mathematical model of the batch system above, the simulation results are shown in Figure 4. Based on this figure, it can be seen that the batch system only affects cooling time. The milk temperature comes in at 36°C and reaches 4°C with a cooling time of 120 minutes (2 hours).

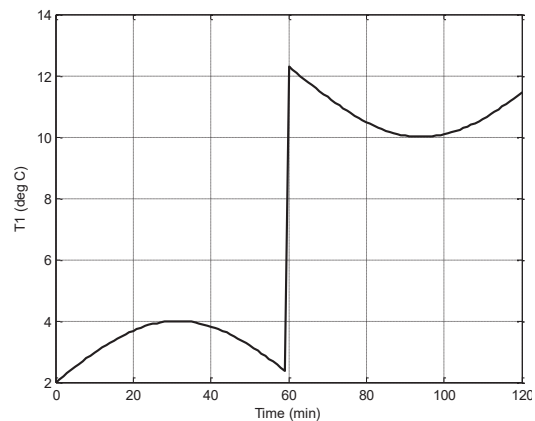


**Fig. 4:** Milk temperature profile

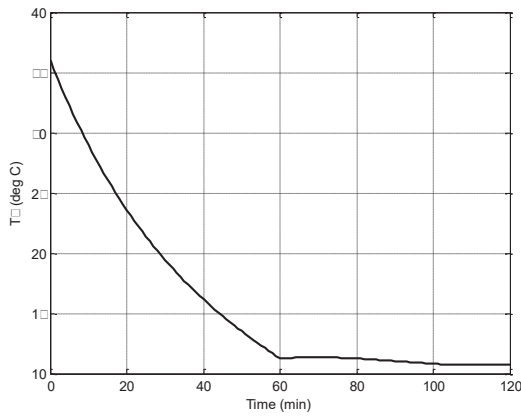
Since the gain is 1 while the time constant is 42.3548 minutes, the process will reach 2°C at more than 4 times the time constant. The

time constant is the time required for the first-order process to reach 63.2% to the new steady state value when a step disturbance is given to the input variable.

Equation (22) was then simulated using Simulink and given the disturbance at the cooling water temperature. The shape of the disturbance function is shown in Figure 5, while the milk temperature profile is shown in Figure 6.



**Fig. 5:** Chilled water temperature profile



**Fig. 6:** Milk temperature profile

The data were then identified using the System Identification Toolbox in Matlab. The identification results are shown in Table 2. So that the ARX transfer function model obtained is:

$$G(z) = \frac{T_o(z)}{T_1(z)} = \frac{0.0233z^{-1} - 0.02336z^{-2} - 0.02291z^{-3} + 0.02315z^{-4}}{1 - 1.982z^{-1} + 1.951z^{-3} - 0.969z^{-4}} \quad (23)$$

**Table 2.** The Results of ARX Model

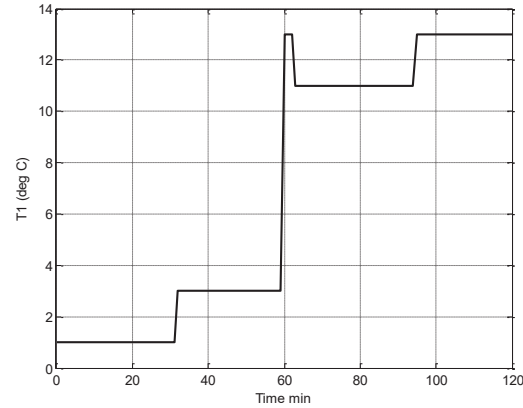
Coeff	Order 4 4 1				
A	1	-1.9820	0	1.9511	-0.0960
B	0	0.0233	-0.0235	-0.0229	0.0232
C			1		
D			1		
F			1		

This discrete transfer function could then be converted to a continuous transfer function with the d2c command to obtain:

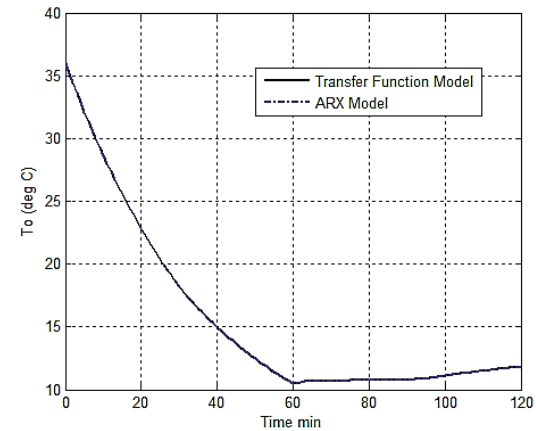
$$G(s) = \frac{T_o(s)}{T_1(s)} = \frac{0.02361s^4 + 0.000371s^3 + 0.2331s^2 + 9.27 \times 10^{-7}s + 0.0005826}{s^5 + 0.03932s^4 + 9.873s^3 + 0.2331s^2 + 0.02468s + 0.0005826} \quad (24)$$

The next stage is to test the suitability of the model obtained with a certain another form of perturbations (as shown in Figure 7) of chilled water temperature. Figure 8 shows the response plot for the temperature of the

milk inside the tank; the simulation results of Equation (24) (the identification model) are compared with Equation (22) (the derivation model).



**Fig. 7:** Chilled water temperature profile



**Fig. 8:** Milk temperature profile

It appears that the model identified by the ARX method gives similar results as the model derived from the derivation, so it can be said that this model is quite accurate.

However, this ARX method depends on the choice of its order. The ARX model in Equation (24) is a 5<sup>th</sup>-order transfer function, which is too complicated for control tuning and stability analysis. Selecting order 1 1 1 (instead of 4 4 1) will give the ARX model as follows:

$$G(z) = \frac{T_o(z)}{T_1(z)} = \frac{0.02332z^{-1}}{1-0.9767z^{-1}} \quad (25)$$

Converting Equation (25) to continuous time, the following equation was obtained:

$$G(s) = \frac{T_o(s)}{T_1(s)} = \frac{0.0236}{s+0.0236} \quad (26)$$

or

$$G(s) = \frac{T_o(s)}{T_1(s)} = \frac{1}{42.3729s+1} \quad (27)$$

Note that equation 27 is very similar to equation 22. Therefore, it is no need to show its simulation results.

## CONCLUSIONS

The dynamic model of the batch milk cooling process has been derived and simulated using Simulink. The overall heat transfer coefficient ( $U$ ) was assumed constant and could be calculated as the batch process finished in 2 hours. The milk temperature profile shows reasonable dynamics during the process.

The dynamic model of the milk cooling batch process is:

$$G(s) = \frac{T_o(s)}{T_1(s)} = \frac{1}{42.3548s + 1}$$

The model has been simulated with a certain form of disturbance from cooling water so that the transfer function is obtained/identified through the ARX441 method as follows:

$$G(s) = \frac{T_o(s)}{T_1(s)} =$$

$$\frac{0.02361s^4 + 0.000371s^3 + 0.2331s^2 + 9.27 \times 10^{-7}s + 0.0005826}{s^5 + 0.03932s^4 + 9.873s^3 + 0.2331s^2 + 0.02468s + 0.0005826}$$

or

$$G(s) = \frac{T_o(s)}{T_1(s)} = \frac{1}{42.3729s + 1}$$

which was obtained via ARX111.

Then this transfer function was tested

when given different forms of perturbation, and it was found that the ARX441 model identified was quite accurate.

The ARX model used is a model with the order of 4 4 1 and 1 1 1. Order selection is one of the important factors so that the model obtained can represent the actual process. The mathematical model is particularly useful for control purposes.

## ACKNOWLEDGEMENT

The author would like to thank the Chemical Engineering Department, the University of Surabaya, and Koperasi Unit Desa (KUD) SAE Pujon Malang.

## NOMENCLATURE

- $V$  : tank volume [L]
- $T_i$  : the temperature of inlet milk [°C]
- $T_o$  : the temperature of milk inside the tank [°C]
- $T_1$  : the temperature of chilled water [°C]
- $C_p$  : heat capacity of milk [kJ/kg.K]
- $\rho$  : the density of milk [kg/m<sup>3</sup>]
- $m$  : mass of milk in the tank [kg]
- $U$  : Overall heat transfer coefficient [kJ/min.m<sup>2</sup>.°C]
- $A$  : the surface area of the milk cooling tank [m<sup>2</sup>]
- $Q$  : the heat released from milk to cooling water [kJ/min]

## REFERENCES

- Agustriyanto, R., 2019. "Regulatory performance of two different tuning methods for milk cooling control system." *IOP Conf. Series: Materials*

- Science and Engineering*, 703. <https://doi.org/10.1088/1757-899X/703/1/012004>
- Agustriyanto, R., Setyoprato, P., and Srihari, E., 2022. "Dynamic study of batch milk cooling process at KUD SAE Pujon." *AIP Conference Proceedings*, 2470, p. 030001. <https://doi.org/10.1063/5.0080176>
- Al-Shannaq, R., Auckaili, A., and Farid, M., 2022. "Cooling of milk on dairy farms: an application of a novel ice encapsulated storage system in New Zealand." *Food Engineering Innovations Across the Food Supply Chain*, 207–228. <https://doi.org/10.1016/B978-0-12-821292-9.00006-6>
- Bajarangbali, R., Majhi, S., and Pandey, S., 2014. "Identification of FOPDT and SOPDT process dynamics using closed loop test." *ISA Transactions*, 53, 1223–1231. <https://doi.org/10.1016/J.ISATRA.2014.05.014>
- Behnam, P., Shafieian, A., Zargar, M., and Khiadani, M., 2022. "Development of machine learning and stepwise mechanistic models for performance prediction of direct contact membrane distillation module- A comparative study." *Chemical Engineering and Processing - Process Intensification*, 173, 108857. <https://doi.org/10.1016/J.CEP.2022.108857>
- Bequette, B.W., 2019. "Process control practice and education: Past, present and future." *Computers & Chemical Engineering*, 128, 538–556. <https://doi.org/10.1016/J.COMPCHEMENG.2019.06.011>
- Chakraborty, R., Jain, H., and Seo, G.-S., 2022. "A review of active probing-based system identification techniques with applications in power systems." *International Journal of Electrical Power & Energy Systems*, 140, 108008. <https://doi.org/10.1016/J.IJEPES.2022.108008>
- EE, C. T., Khaw, Y. J., Hii, C. L., Chiang, C. L., and Djaeni, M., 2021. "Drying kinetics and modelling of convective drying of kedondong fruit." *ASEAN Journal of Chemical Engineering*, 21, 93–103.
- Cheng, L., Cigada, A., Lang, Z., Zappa, E., and Zhu, Y., 2021. "An output-only ARX model-based sensor fusion framework on structural dynamic measurements using distributed optical fiber sensors and fiber Bragg grating sensors." *Mechanical Systems and Signal Processing*, 152, 107439. <https://doi.org/10.1016/J.YMSSP.2020.107439>
- Coughanowr, D.R., and LeBlanc, S.E., 2009. *Process systems analysis and control*, 3<sup>rd</sup> ed. McGraw-Hill.
- Dhanya Ram, V., and Chidambaram, M., 2014. "Closed loop Reaction Curve method for Identification of TITO systems." *IFAC Proceedings*, 47, 989–996. <https://doi.org/10.3182/20140313-3-IN-3024.00135>
- Fung, P.L., Zaidan, M.A., Timonen, H., Niemi, J. v., Kousa, A., Kuula, J., Luoma, K., Tarkoma, S., Petäjä, T., Kulmala, M., and Hussein, T., 2021. "Evaluation of white-box versus black-box machine learning models in estimating ambient black carbon concentration." *Journal of Aerosol Science*, 152, 105694. <https://doi.org/10.1016/J.JAEROSCI.2020.105694>
- Jouhara, H., Almahmoud, S., Brough, D., Guichet, V., Delpech, B., Chauhan, A., Ahmad, L., and Serey, N., 2021.



- "Experimental and theoretical investigation of the performance of an air to water multi-pass heat pipe-based heat exchanger." *Energy*, 219, 119624. <https://doi.org/10.1016/J.ENERGY.2020.119624>
- Kaufhold, E., Meyer, J., and Schegner, P. 2021. "Black-box identification of grid-side filter circuit for improved modelling of single-phase power electronic devices for harmonic studies." *Electric Power Systems Research*, 199, 107421. <https://doi.org/10.1016/J.EPSR.2021.107421>
- Lee, A.P., Barbano, D.M., and Drake, M.A., 2016. "Short communication: The effect of raw milk cooling on sensory perception and shelf life of high-temperature, short-time (HTST)-pasteurized skim milk." *Journal of Dairy Science*, 99, 9659–9667. <https://doi.org/10.3168/JDS.2016-11771>
- Li, H., Huang, H., Xu, G., Wen, J., and Wu, H., 2017. "Performance analysis of a novel compact air-air heat exchanger for aircraft gas turbine engine using LMTD method." *Applied Thermal Engineering* 116, 445–455. <https://doi.org/10.1016/J.APPLTHERMALENG.2017.01.003>
- Li, X., Zhao, Z., and Liu, F., 2020. "Latent variable iterative learning model predictive control for multivariable control of batch processes." *Journal of Process Control*, 94, 1–11. <https://doi.org/10.1016/J.JPROCONT.2020.08.001>
- Ochsenbein, D.R., Billups, M., Hong, B., Schäfer, E., Marchut, A.J., and Lyngberg, O.K., 2019. "Industrial application of heat- and mass balance model for fluid-bed granulation for technology transfer and design space exploration." *International Journal of Pharmaceutics: X* 1, 100028. <https://doi.org/10.1016/J.IJPX.2019.100028>
- Pauli, V., Elbaz, F., Kleinebudde, P., and Krumme, M., 2019. "Orthogonal Redundant Monitoring of a New Continuous Fluid-Bed Dryer for Pharmaceutical Processing by Means of Mass and Energy Balance Calculations and Spectroscopic Techniques." *Journal of Pharmaceutical Sciences*, 108, 2041–2055. <https://doi.org/10.1016/J.XPHS.2018.12.028>
- Prasad, P., Gaffel, J., and Price, N., 2019. Eco-efficiency for the Dairy Processing Industry, 2019th ed. Dairy Australia 2019, Sydney.
- R2022a, n.d. System Identification Toolbox [WWW Document]. URL <https://www.mathworks.com/help/ident/> (accessed 3.17.22).
- Roffel, B., and Betlem, B., 2006. Process dynamics and control: Modeling for control and prediction. John Wiley & Sons Ltd, West Sussex.
- Torres-Toledo, V., Hack, A., Mrabet, F., Salvatierra-Rojas, A., and Müller, J., 2018. "On-farm milk cooling solution based on insulated cans with integrated ice compartment." *International Journal of Refrigeration*, 90, 22–31. <https://doi.org/10.1016/J.IJREFRIG.2018.04.001>
- Yin, H., Wei, Y., Zhang, Y., Jing, P., Cai, D., and Liu, X., 2022. "Identification of control parameters of the permanent magnetic synchronous generator using least square method." *Energy Reports*, 8, 1538–1545. <https://doi.org/10.1016/J.EGYR.2022.02>

034


Zacharski, K.A., Burke, N., Adley, C.C., Hogan, P., Ryan, A., and Southern, M., 2021. "Milk reception in a time-efficient manner: A case from the dairy processing plant." *Food Control*, 124, 107939.  
<https://doi.org/10.1016/J.FOODCONT.2021.107939>

---



ASEAN Journal of

# Chemical Engineering



## Editorial Team

### Editor-in-Chief

Prof. Ir. Rochmadi S.U., Ph.D, Department of Chemical Engineering, Universitas Gadjah Mada, Yogyakarta, Indonesia

### Managing Editor

Dr. Lisendra Marbelia, Department of Chemical Engineering, Universitas Gadjah Mada, Yogyakarta, Indonesia

Dr.-Ing. Teguh Ariyanto, S.T., M.Eng., Chemical Engineering Department, Universitas Gadjah Mada, Indonesia

### Editorial Board

Prof. Dr. Masaaki Suzuki, Tokyo Institute of Technology, Department of Chemical Engineering, Tokyo, Japan

Prof. Dr. Wan Ramli Wan Daud, Faculty of Engineering & Built Environment, Universiti Kebangsaan, Malaysia

Prof. Dr. Susan A. Roces, Chemical Engineering Department, De La Salle University, Manila, Philippines

Prof. Dr. Xu Rong, School of Chemical and Biomedical Engineering, Nanyang Technological University, Singapore

Prof. Dr. Piyasan Praserttham, Department of Chemical Engineering, Faculty of Engineering, Chulalongkorn University, Thailand

Prof. Won Chun Oh, Department of Advanced Materials and Engineering, Hanseo University, Korea

Prof. Bastian JM Etzold, Friedrich-Alexander-Universität Erlangen-Nürnberg - FAU, Germany

Prof. Anthony Szymczyk, Université de Rennes 1, Institut des Sciences Chimiques de Rennes, France

Prof. Ir. Suryo Purwono, MA.Sc., Ph.D, Department of Chemical Engineering, Universitas Gadjah Mada, Yogyakarta, Indonesia

Prof. Dr. Mohamed Azlan Hussain, Chemical Engineering Department, University of Malaya, Malaysia

Assoc. Prof. Volkan Degirmenci, School of Engineering, University of Warwick, United Kingdom

Dr. Macarena Munoz, Universidad Autónoma de Madrid, Spain

### Editorial Assistant

Danang Tri Hartanto, Faculty of Engineering Universitas Gadjah Mada, Yogyakarta

ISSN: 2655-5409

#### ONLINE FIRST

List of the accepted articles for future issues.

Peer Reviewer

Focus & Scope

Author Guidelines

Author Fees

Online Submission

Peer Review

Publication Ethics

Editorial Board

#### CITATION ANALYSIS

▶ SCOPUS

▶ Google Scholar

#### TEMPLATE



#### TOOLS



ASEAN Journal of Chemical Engineering

Q4 Chemical Engineering (miscellaneous) best quartile

SJR 2023 0.17

powered by scimagojr.com

## Vol 22, No 2 (2022)

### Table of Contents

#### Articles

<p><b>The Development of Tubular Photobioreactor for Microalgae Cultivation</b></p> <p><i>Varit Kunopagarnwong, Thongchai Rohitatisa Srinophakun</i></p> <p> <a href="#">10.22146/ajche.59412</a>  Abstract views : 3598    views : 3627</p>	196-205
<p><b>Effect of Al Concentration over ZnO-Al<sub>2</sub>O<sub>3</sub> Physicochemical Characteristics and Removal of Remazol Red RB</b></p> <p><i>Widia Purwaningrum, Fingky Pristika Sari, Julinar Julinar, Adiq Ahmadi, Muhammad Said</i></p> <p> <a href="#">10.22146/ajche.70084</a>  Abstract views : 1574    views : 1402</p>	206-217
<p><b>Auto Regressive eXogenous (ARX) System Identification of Batch Milk Cooling Process</b></p> <p><i>Rudy Agustriyanto, Endang Srihari Mochni, Puguh Setyopratomo</i></p> <p> <a href="#">10.22146/ajche.70546</a>  Abstract views : 1530    views : 1168</p>	218-227
<p><b>Effect of Carrier Agents and Operational Parameters on the Physical Quality of Spray-Dried Tomato Powder: A Review</b></p> <p><i>S M Anisuzzaman, Collin G. Joseph, Janice L. H. Nga, Fatin Nadiyah Ismail</i></p> <p> <a href="#">10.22146/ajche.71487</a>  Abstract views : 1929    views : 2340</p>	228-247
<p><b>Electrochemical Behaviour of Silica Deposited on Stainless Steel by Electrophoretic Deposition</b></p> <p><i>Ni Made Intan Putri Suari, Delyana Ratnasari, Sahara Tulaini, W. Widiyastuti, Heru Setyawan</i></p> <p> <a href="#">10.22146/ajche.72638</a>  Abstract views : 1470    views : 1248</p>	248-257
<p><b>Effects of Nucleation and Crystal Growth Rates on Crystal Size Distribution for Seeded Batch Potash Alum Crystallization Process</b></p> <p><i>Siti Zubaidah Adnan, Noor Asma Fazli Abdul Samad</i></p> <p> <a href="#">10.22146/ajche.74121</a>  Abstract views : 3182    views : 1421</p>	258-273
<p><b>Comparison of Maseration and Sonication Method on Flavonoid Extraction from Mango Leaves: Effect of Solvent Ratio</b></p> <p><i>Alifiana Permata Sari, Nur Layli Amanah, Awalia Wardatullathifah, Agung Nugroho</i></p> <p> <a href="#">10.22146/ajche.74204</a>  Abstract views : 11552    views : 6903</p>	274-283
<p><b>A Comparative Study on The Electrochemical Properties of Hydrothermal and Solid-State Methods in The NCM Synthesis for Lithium Ion Battery Application</b></p> <p><i>Sylvia Ayu Pradanawati, Eduardus Budi Nursanto, Afif Thufail, Ahmad Zaky Raihan, Sugianto Sugianto, Haryo Satriya Oktaviano, Hanida Nilasary, Achmad Subhan, Agung Nugroho</i></p> <p> <a href="#">10.22146/ajche.74209</a>  Abstract views : 2443    views : 1763</p>	284-295
<p><b>Application of Refuse-Derived Fuel (RDF) Plant in Piyungan Landfill Municipal Solid Waste Management</b></p> <p><i>Diananto Prihandoko, Chandra Wahyu Purnomo, Primanda Kiky Widyaputra, Nasirudin Nasirudin</i></p> <p> <a href="#">10.22146/ajche.75560</a>  Abstract views : 2930    views : 4760</p>	296-305
<p><b>Development of Cavity Matrix Combustor for Biogas Application</b></p> <p><i>Young Nam Chun, June An</i></p> <p> <a href="#">10.22146/ajche.76154</a>  Abstract views : 1143    views : 752</p>	306-315

#### ONLINE FIRST

List of the accepted articles for future issues.

Peer Reviewer

Focus & Scope

Author Guidelines

Author Fees

Online Submission

Peer Review

Publication Ethics

Editorial Board

#### CITATION ANALYSIS

▶ SCOPUS

▶ Google Scholar

#### TEMPLATE



Article  
template

#### TOOLS



ASEAN Journal of Chemical  
Engineering













**Q4** Chemical  
Engineering  
(miscellaneous)  
best quartile

SJR 2023  
0.17

powered by scimagojr.com



Visitor: 12444

<p><b>The Effect of Power on Nitrate Synthesis and The Emission Intensities of Reactive Species Using Anodic Plasma Electrolysis</b>  <i>Harianingsih Harianingsih, Nelson Saksono, Eva Fathul Karamah, Zainal Zakaria</i>   <a href="https://doi.org/10.22146/ajche.76790">10.22146/ajche.76790</a>  Abstract views : 1574    views : 1298</p>	316-325
<p><b>Characteristics of Rapid Visco Analyzer Carrageenan Extract with Enzymatic Pretreatment of Kappaphycus striatum</b>  <i>Hendrawan Laksono, Citra Kusumaning Dyah, Renny Primasari Gustia Putri, Maya Soraya, Heri Purwoto</i>   <a href="https://doi.org/10.22146/ajche.76994">10.22146/ajche.76994</a>  Abstract views : 2476    views : 2486</p>	326-336
<p><b>Characterization of Cellulose Acetate Membrane at Different Thicknesses on Sucrose Concentration by Forward Osmosis</b>  <i>Aida I. Mohamad Idris, Siti Mazlina Mustapa Kamal, Alifdalino Sulaiman, Rozita Omar, Munira Mohammad</i>   <a href="https://doi.org/10.22146/ajche.77350">10.22146/ajche.77350</a>  Abstract views : 2226    views : 2143</p>	337-346
<p><b>Extraction of Rutin from the Leaf of Male Carica papaya Linn. using Microwave-Assisted and Ultrasound-Assisted Extractive Methods</b>  <i>See Khai Chew, Wen Hui Teoh, Sok Lai Hong, Rozita Yusoff</i>   <a href="https://doi.org/10.22146/ajche.77375">10.22146/ajche.77375</a>  Abstract views : 2068    views : 2110</p>	347-363
<p><b>Industrial Application of Rice Husk as an Alternative Fuel in Cement Production for CO2 Reduction</b>  <i>Ranoë Bramantiyo, Erna Lestianingrum, Rochim Bakti Cahyono</i>   <a href="https://doi.org/10.22146/ajche.77483">10.22146/ajche.77483</a>  Abstract views : 2767    views : 2050</p>	364-372

ISSN: 2655-5409

**USER**

Username

Password

Remember me

**JOURNAL CONTENT**

Search

Search Scope

Browse

- [▶ By Issue](#)
- [▶ By Author](#)
- [▶ By Title](#)
- [▶ Other Journals](#)

# ASEAN Journal of Chemical Engineering

## COUNTRY

Indonesia



Universities and research institutions in Indonesia



Media Ranking in Indonesia

## SUBJECT AREA AND CATEGORY

Chemical Engineering  
Chemical Engineering  
(miscellaneous)

## PUBLISHER

Gadjah Mada  
University



Gadjah Mada University in Scimago Institution Rankings

## H-INDEX

9

## PUBLICATION TYPE

Journals

## ISSN

16554418, 26555409

## COVERAGE

2012-2023

## INFORMATION


[Homepage](#)



[How to publish in this journal](#)

[ajche.ft@ugm.ac.id](mailto:ajche.ft@ugm.ac.id)

## SCOPE

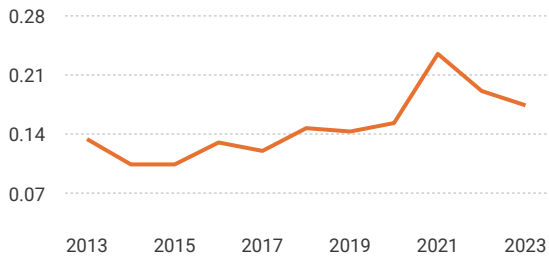
The ASEAN Journal of Chemical Engineering publishes papers on Chemical Engineering, specifically but not limited to the areas of thermodynamics, reaction kinetics, transport phenomena, process control, environment, energy, biotechnology, corrosion, separation science, powder technology, materials science, and chemical engineering education. Topics may range from the fundamentals to their applications. Applications may deal with case studies on the design and operation of industrial processes as well as the performance of commercial products among others. As a rule, papers must be based on original and unpublished research results, except upon the author's own patent disclosures.

 [Join the conversation about this journal](#)

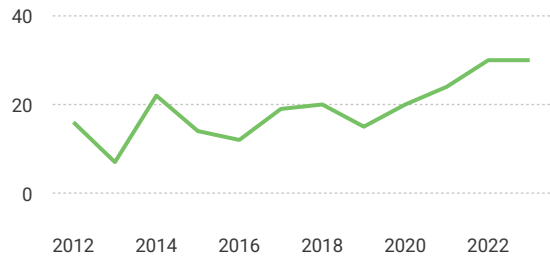
 [Quartiles](#)  




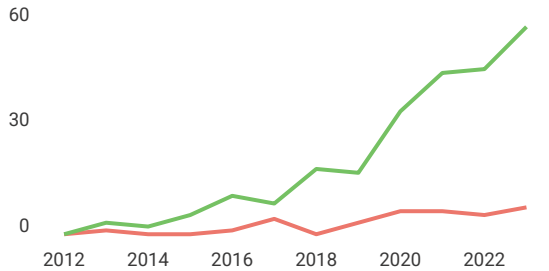
SJR



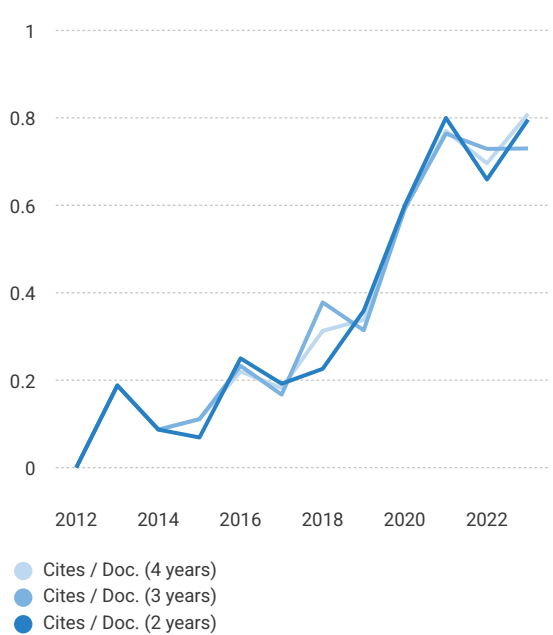
Total Documents



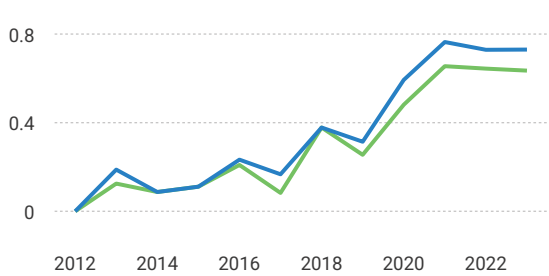
Total Cites Self-Cites



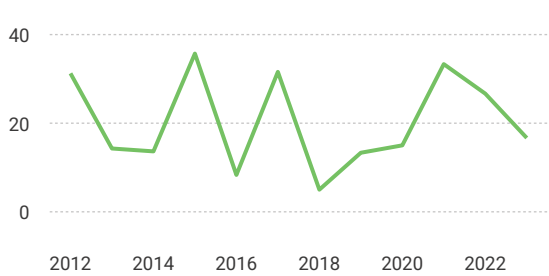
Citations per document



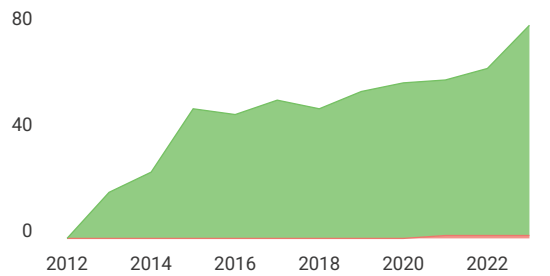
External Cites per Doc Cites per Doc



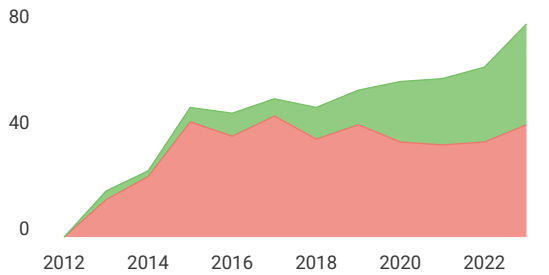
% International Collaboration



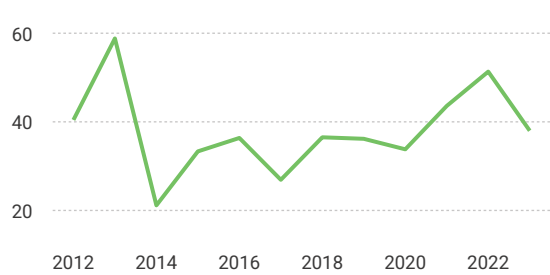
Citable documents Non-citable documents



Cited documents Uncited documents




% Female Authors



Documents cited by public policy (Overton)



Documents related to SDGs (UN)



on




← Show this widget in your own website

Just copy the code below and paste within your html code:

```
<a href="https://www.scimagojr.com" data-bbox="287 253 430 267">
```

sh

 SCImago Graphica

Explore, visually  communicate and make sense of data with our new data visualization tool.



reply



**Melanie Ortiz** 3 years ago

SCImago Team

Dear Sulardi,

Thank you for contacting us.

We suggest you visit the journal's homepage or contact the journal's editorial staff , so they could inform you more deeply.

Best Regards, SCImago Team

**D Dr GEETHA DEVI** 3 years ago

Dear Sir,

Greeting!

I wish to know this journal is SCOPUS Indexed

reply



**Melanie Ortiz** 3 years ago

SCImago Team

Dear Dr. Geetha,

Thank you very much for your comment.

All the metadata have been provided by Scopus /Elsevier in their last update sent to SCImago, including the Coverage's period data. The SJR for 2020 has been released on 17 May 2021. We suggest you consult the Scopus database directly to see the current index status as SJR is a static image of Scopus, which is changing every day.

Best Regards, SCImago Team

**R Rita Sundari** 4 years ago

Dear Editor,

My student has a paper entitled "Optimization of Nusselt number in counter current double pipe heat exchanger applying circular turbulator". It is related to effect of circular turbulator and water debit on Nusselt number and friction factor.

1. Is this topic relevant to this Journal ?
2. If it is not relevant, kindly discard it.
3. If relevant and possible, may we get the requirements and template for the paper ?
4. Related to question 3., how much is the publication fee ?

Your response will be highly appreciated.

Affectionately,

Rita Sundari

reply



**Melanie Ortiz** 4 years ago

SCImago Team

Dear Rita,

thank you for contacting us.

We are sorry to tell you that SCImago Journal & Country Rank is not a journal. SJR is a portal with scientometric indicators of journals indexed in Elsevier/Scopus.

Unfortunately, we cannot help you with your request, we suggest you visit the journal's homepage or contact the journal's editorial staff , so they could inform you more deeply.

Best Regards, SCImago Team

**F Fahlawi** 6 years ago

I want to submit your journal

reply



**Elena Corera** 6 years ago

SCImago Team

Dear Fahlawi,

thank you very much for your comment, unfortunately we cannot help you with your request. We suggest you look for author's instructions in the journal's website <http://aseanjche.ugm.ac.id/guide.php>

Best Regards,  
SCImago Team

**Leave a comment**

Name

Email

(will not be published)

Submit

The users of Scimago Journal & Country Rank have the possibility to dialogue through comments linked to a specific journal. The purpose is to have a forum in which general doubts about the processes of publication in the journal, experiences and other issues derived from the publication of papers are resolved. For topics on particular articles, maintain the dialogue through the usual channels with your editor.

---

Developed by:



Powered by:



Follow us on @ScimagoJR

Scimago Lab, Copyright 2007-2024. Data Source: Scopus®

EST MODUS IN REBUS  
Horatio (Satire 1,1,106)

Legal Notice



# Source details

## ASEAN Journal of Chemical Engineering

Years currently covered by Scopus: from 2012 to 2024

Publisher: Gadjah Mada University

ISSN: 1655-4418 E-ISSN: 2655-5409

Subject area: Chemical Engineering: General Chemical Engineering

Source type: Journal

[View all documents >](#)

[Set document alert](#)

[Save to source list](#)

CiteScore 2023

**1.0**

SJR 2023

**0.174**

SNIP 2023

**0.222**

[CiteScore](#) [CiteScore rank & trend](#) [Scopus content coverage](#)

CiteScore 2023 ▼

**1.0** =  $\frac{103 \text{ Citations } 2020 - 2023}{103 \text{ Documents } 2020 - 2023}$

Calculated on 05 May, 2024

CiteScoreTracker 2024 ⓘ

**1.3** =  $\frac{153 \text{ Citations to date}}{114 \text{ Documents to date}}$

Last updated on 05 March, 2025 • Updated monthly

### CiteScore rank 2023 ⓘ

Category	Rank	Percentile
Chemical Engineering		
General Chemical Engineering	#219/273	19th

[View CiteScore methodology >](#) [CiteScore FAQ >](#) [Add CiteScore to your site ↗](#)

---

## About Scopus

[What is Scopus](#)

[Content coverage](#)

[Scopus blog](#)

[Scopus API](#)

[Privacy matters](#)

## Language

[日本語版を表示する](#)

[查看简体中文版本](#)

[查看繁體中文版本](#)

[Просмотр версии на русском языке](#)

## Customer Service

[Help](#)

[Tutorials](#)

[Contact us](#)

---

## ELSEVIER

[Terms and conditions](#) ↗ [Privacy policy](#) ↗ [Cookies settings](#)

All content on this site: Copyright © 2025 Elsevier B.V. ↗, its licensors, and contributors. All rights are reserved, including those for text and data mining, AI training, and similar technologies. For all open access content, the relevant licensing terms apply.

We use cookies to help provide and enhance our service and tailor content. By continuing, you agree to the use of cookies ↗.

