

Characterization Properties of Banana Peel as a Promising Alternative for Bioplastic

Dina Maria Abel¹, Juvencio de Castro Ruas², Adilson de Castro Ruas², and Tjie Kok^{1*}

¹Faculty of Biotechnology, University of Surabaya, Jl. Raya Kalirungkut, Surabaya, 60294, East Java, Indonesia

²Department of Chemistry, Faculty of Agriculture, Univercidade Nacional Timor–Lorosa’e Dili, Av. Cidade de Lisboa, Díli, Timor–Leste

Abstract. The increasing use of conventional plastic has been creating some big problems, ranging from the oil crisis as a raw material for plastic production and the accumulation of unbiodegradable plastic waste on the earth. One of the promising measures to handle the problem is the use of environmentally–friendly biodegradable plastic, made from renewable materials. The aim of this project is to characterize the properties of bioplastic from banana peel. The process begins with the extraction of pectin from banana peel with hydrochloric acid and followed by the addition of water, CaSO₄, tapioca starch, acetic acid, glycerin to form plastic. The analysis of pectin extract gave 8.3 % pectin yield, 29 % water content, 10 % ash content, 4.9 % metoxyl content, 50 % galacturonic acid content, and 13.8 % degree of esterification. The plastic obtained after the following process had the thickness of 0.28 mm, the water absorption capability of 53.8 %, and it was biodegradable with certain characteristics.

Keywords: Biodegradable, conventional plastic, environmentally–friendly, pectin, waste utilization.

1 Introduction

Banana (*Musa paradisiaca* L.) is a fruit that is consumed a lot by people in the world but its peel is just used as an animal feed and even thrown away as waste [1]. Some have used banana peel as an industrial material, such as for ethanol production and chicken feed. The banana peel contains pectin, ranging from 5 % to 12 %, which has the potential to be used as a bioplastic source [2, 3].

Pectin is a polysaccharide having high molecular weight dan acidic properties. It is a polygalacturonic acid is composed of galacturonic acid molecules and several neutral sug-

* Corresponding author: tjie_kok@staff.ubaya.ac.id

ars (L-arabinose, and D-galactose) connected by α -(1-4)-glycoside bond. Some part of esterified carboxyl pectin form ester methyl [4] (Figure 1).

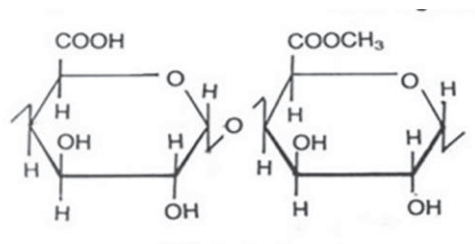


Fig. 1. Pectin structure

Pectin compounds can be classified into pectic acid with no ester methyl, pectic acid with ester methyl, dan protopectin that is insoluble in water. Pectin is fine white powder, yellow, grey or brown, insoluble in alcohol, soluble in water to form colloid [4]. Characteristics and specifications of pectin based on the quality standard of International Pectin Producers Association (IPPA) [2] are as follow:

No.	Quality factor	Percentage
1.	Water content	Max. 12 %
2.	Ash content	Max. 10 %
3.	Equivalent weight	600 mg to 800 mg
4.	Methoxyl content: – Pectin with high metoxyl content – Pectin with low metoxyl content	> 7.12 % 2.5 % to 7.12 %
5.	Galacturonic acid content	Min. 35 %
6.	Degree of esterification: – Pectin with high ester content – Pectin with low ester content	Min. 50 % Max. 50 %
7.	Gel strength	Min. 150 grade
8.	Acetyl number	0.15 % to 0.45 %

This research aims to analyse the characteristics of pectin obtained from banana peel in terms of water content, ash content, methoxyl content, galacturonic acid content, degree of esterification. Water content is related to the shelf life, quality and composition of chemicals. The analysis of ash content is to determine the remaining inorganic content after burning. Methoxyl content is defined as the methanol content in the pectin. Galacturonic acid is the basic structure of pectin and can be used to indicate its degree of purity. The degree of esterification indicates the percentage of galacturonic acid that reacts with ethanol.

Pectin is used in food industry as a gel forming and thickening agent, jam, and low calory food and drink. In pharmacy industry, pectin is used to treat diarrhoea and to lower cholesterol level. Pectin is also used in paper and textile industry as a filling and thickening agent [4–7].

Pectin is found in various plants, such as banana, orange, mango, and guava. To separate pectin from other compounds, extraction is used by firstly conducting acid, base, or enzyme hydrolysis. In practice, pectin is firstly extracted by hot water acidified with HCl or HNO₃, pH 1.3 to pH 3, 60 °C to 100 °C for 20 min to 360 min [5]. Afterwards, ethanol is added to coagulate pectin. To purify pectin, it is further washed by ethanol [7]. And drying is done by low pressure to avoid pectin degradation.

Pectin has ability to form gel, hence it can be used in plastic production [4, 8]. The use of synthetic plastic from petroleum has given negative impact for environment and health. Therefore, bioplastic that is renewable and environmentally-friendly, is needed for its replacement [9, 10].

Bioplastic is a renewable plastic from plants (starch, cellulose, pectin), animal (kitin and lignin) and microorganisms [11]. Several researchs have successfully produce bioplastic from sweet potato (*Ipomoea batatas* (L.) Lam.), sago (*Metroxylon sagu* Rottb) starch, cassava (*Manihot esculenta* Crantz) starch and starch from banana peel (*M. paradisiaca*) from other growing place. In this project, we use banana growing in a Timor Leste Distrik [12, 13]. Bioplastic can be naturally degraded by microorganisms or certain environment such as soil, climate, humidity, sun radiation or water [14].

Bioplastic is made from polymerization process, in which pectin molecules by the addition of starch and plasticizer are heated to produce gel, for instance in the form of pieces [15]. Plasticizer, such as glycerin, sorbitol, isopropyl palmitat, can increase the elasticity of a substance [16]. Plasticizer diffuses into the pectin polymer chains and starches in the polymerization solution to form colloidal dispersion. As the solvent is evaporated, pieces of bioplastic.

There are two basic techniques for production of bioplastic, solution casting and liquid polymer. The formation of bioplastic in this research is made by using solution casting technique [14]. In this technique, the raw material of polymer is dissolved in a suitable solvent to form thick solution. This thick solution is then poured and casted in a non-adhesive casting and the solvent is let evaporated to dryness.

Parameters examined in this project are the thickness, solubility, water absorption, and biodegradability. The thickness of bioplastic will influence the absorption rate of water vapor, gas, and volatile compounds.

Percentage of bioplastic solubility is a percentage of bioplastic dry weight dissolved when immersed in water for 24 h. The analisis of water absorption is conducted to measure the capability of the bioplastic in absorbing water when it comes into contact with water. Biodegradability is a measure of the user-friendliness of bioplastic.

The aim of this research is to produce bioplastic from extracted pectin of banana peel and to analyse the characteristics of the pectin and bioplastic yielded.

2 Materials and methods

Materials used in this project are ripe yellow banana peel, HCl 0.05 N, HCl 0.25 N, NaOH 0.1 N, NaOH 0.25 N, glycerin, distilled water, starch, alcohol 96 %, phenolphthalein 1 % and NaCl 1 %.

The banana peel is washed with distilled water and chopped, the dried in sunlight for 2 wk to 3 wk. The dried peel is pulverised and sieved with 300–mesh sieve. The pectin in the powder is hydrolysed with 100 mL HCl 0.05 N at 90 °C while stirred for 90 min, and the hot–filtered. Alcohol 96 % is then added to the filtrate (volume ratio of 1:1) while stirred until the pectin is precipitated. The precipitate is washed with alcohol 96 % several times, and dried afterwards in oven at 50 °C for 2 h. Analyses are conducted to measure % pectin yield, water content, ash content, methoxil content, galacturonate content, and degree of esterification [2].

The production of bioplastic from pectin is initiated by preparing first solution containing 0.6 g pectin and 0.06 g CaSO₄ in 25 mL distilled water, and second solution containing 2 g starch also in 25 mL distilled water at 40 °C. The two solutions are mixed and into it, 0.5 mL glacial acetic acid 5 % and 0.5 mL glycerin are added. The mixture is then heated while stirred rigorously at 85 °C for 5 min. The heating is continued while stirring until the temperature reaches 90 °C to 95 °C for 10 min and gel formation initiated. The solution is kept in closed container for 24 h and then molded and dried in oven at 60 °C for 4 h. The produced bioplastic is analysed for pectin yield, water content, ash content, methoxyl content, galacturonic acid content, and degree of esterification. Further analyses of the produced bioplastic include thickness, water solubility, water absorption capability, and biodegradability.

3 Results and discussions

3.1 Pectin yield

After drying until the water content below 10 % and pulverising, 3 g of pectin is extracted using 0.05 N HCl at 90 °C for 90 min. It yields 0.25 g pectin (8.3 ± 0.1 %). The result is more or less comparable to the yield of previous project of Halifah *et al.*, *i.e.* 22.57 % [2].

Acid–hydrolysis is conducted to break the interaction of pectinate acid–selulose, to convert protopectin into smaller soluble pectin with dark brown colour, and to break the methyl group of pectin ester.

Alcohol 96 % is used as a salting–out agent to separate pectin from solution. The precipitated pectin is then filtered by filter paper, washed with alcohol 96 % several times, and dried at 50 °C.

3.2 Water content

Water content of pectin will influence its shelf-life. The water content of pectin resulted in this project is 29.0 % \pm 2.0 %, higher than IPPA standard of maximum 12 %. This water content can be reduced further by longer period of drying.

3.3 Ash content

Ash content represents the inorganic content in sample and will influence gelatinisation process. Ash content in the pectin is 10 % \pm 1.6 %. It meets the IPPA standard of maximum 10 % (2002).

3.4 Methoxyl content

Methoxyl content represents the number of methyl ester groups in pectin molecules, i.e. the number of mol of methanol in 100 mol of glucuronic acid. In this project, the methoxyl content in the pectin is low, i.e. 4.9 % \pm 0.4 %.

3.5 Galacturonic acid content

Galacturonic acid is a product of pectin hydrolysis. The analysis of galacturonic acid content in the pectin is 50.0 % \pm 2.0 %. This content meets the IPPA standard, i.e. minimum 35 %.

3.6 Degree of esterification

Analysis of degree of esterification is conducted to measure the percentage of carboxyl group in pectin that can be esterified with methanol. The degree of esterification of the pectin in this project is 13.8 % \pm 2.1 %. It is categorised as low ester-content pectin, i.e. lower than 50 %.

3.7 Further analysis of the bioplastic produced from pectin of banana peel

In this project, bioplastic is made using solution casting technique based on the solubility of pectin in solvent and evaporation of solvent to form bioplastic [14]. The bioplastic production is initiated by the mixing of pectin, distilled water, starch, dan glycerin, followed by the addition of CaSO₄, glycerin, and acetic acid. CaSO₄ is used to facilitate gelatinisation, starch is used especially as a filling agent and thickening agent. Glycerin is used as a plasticiser. Drying is then conducted to evaporate the solvent so that bioplastic sheet is formed. The properties of bioplastic produced in this project are as follow: Average thickness of 0.28 \pm 0.0 mm, water solubility of 20.0 % \pm 2.6 %, water absorption capability of 53.8 % \pm 2.2 %.

Biodegradability evaluation is conducted by burying the bioplastic in land for 2 wk and the change in bioplastic is observed every week. Being in a good condition initially, in 1 wk the color of bioplastic changes to greenish brown and it begins to tear. In 2 wk the bioplastic sheet is torn into two parts and its surface changes to dark brown. The changes in color and the pulling-apart of the bioplastic are consequences of the growth of microorganism along with their degradation activities. Therefore, this evaluation indicates that the produced bioplastic is biodegradable.

4 Conclusions

The extraction of pectin from banana peel at 90 °C for 90 min results in a pectin rendement of 8.3 %, water content of 29 %, ash content of 10 %, methoxyl content of 4.9 %, galacturonic acid content of 50 %, and degree of esterification of 13.8 %. The produced bioplastic has a thickness of 0.28 mm, water solubility of 20 %, water absorptivity of 53.8 %, and it is biodegradable. Hence, the produced plastic is biodegradable with certain characteristics.

References

1. P. Khamsuchari, K. Laohaphatanalert, P. Gavinlertvatana, K. Sriroth, K. Sangseethong. *Food Sci. Biotechnol.* **27**:623–629(2018). <https://doi.org/10.1007/s10068-017-0302-0>
2. H. Pagarra, H. Hartati, A. B. Purnamasari, N. Muhammad. *Characterization and qualitative analysis of pectin from kepok banana peels*. in *AIP Conference Proceedings* **2291**,1:020044(2020). <https://doi.org/10.1063/5.0023107>
3. R.A.B. Tanaid, R.D. Lauzon. *Int. J. Food Eng.* **4**,4:308–315(2018). <http://doi.org/10.18178/ijfe.4.4.308-315>
4. S.S. Venzon, M.H.G. Canteri, D. Granato, B.D. Junior, G.M. Maciel, A.P. Stafussa, et al. *J. Food Sci. Technol.* **52**:4102–4112(2014). <https://doi.org/10.1007/s13197-014-1419-2>
5. K.A.T. Castillo–Israel, S.F. Baguio, M.D.B. Diasanta, R.C.M. Lizardo, E.I. Dizon, M.I.F. Mejico. *Int. Food Res. J.* **22**,1:202–207(2015). https://scholar.google.co.id/scholar?hl=id&as_sdt=0%2C5&q=Extraction+and+characterization+of+pectin+from+Saba+banana+%5BMusa+%E2%80%98saba%E2%80%99%28Musa+acuminata+x+Musa+balbisiana%29%5D+peel+wastes%3A+A+preliminary+study&btnG=
6. International Pectin Producers Association (IPPA) (2022), <https://pectinproducers.com/>, accessed on March 5th, 2022.
7. A.A. Sundarraj, T.V. Ranganathan. *Drug Invent. Today.* **10**,1:2773–2782(2018). https://scholar.google.co.id/scholar?hl=id&as_sdt=0%2C5&q=Comprehensive+review+on+ultrasound+and+microwave+extraction+of+pectin+from+agro-industrial+wastes&btnG=
8. E. Girma, T. Worku. *Int. J. Sci. Res. Publ.* **6**,2:447–454(2016). https://scholar.google.co.id/scholar?hl=id&as_sdt=0%2C5&q=Extraction+and+Characterization+of+Pectin+From+Selected+Fruit+Peel+Waste&btnG=

9. A. Ramadan. Pendayagunaan kulit pisang kepok sebagai bahan campuran pembuatan plastik untuk biobag [Utilization of kepok banana peels as a mixing material for making plastic for biobags] [Thesis] Fakultas Teknologi Pertanian, Universitas Brawijaya (2018). [in Bahasa Indonesia].
https://scholar.google.co.id/scholar?hl=id&as_sdt=0%2C5&q=endayagunaan+Kulit+Pisang+Kepok+Sebagai+Bahan+Campuran+Pembuatan+Plastik+Untuk+Biobag.&btnG=
10. R. Mukhopadhyay, K.D. Sree, R. Saneeha, P. Kale, U. Iram. Int. J. Res. Appl. Sci. Eng. Technol. **5**,12:134–142(2017).
<https://www.semanticscholar.org/paper/Preparation-and-Characterization-of-Biodegradable-Mukhopadhyay-Sree/fed6c84351d1096a7086aa5ef85b2e85d41192b4>
11. D. Adhikari, M. Mukai, K. Kubota, T. Kai, N. Kaneko, K.S. Araki, et al. J. Agric. Chem. Environ. **5**,1:1–12(2016). <http://dx.doi.org/10.4236/jacen.2016.51003>
12. I.S. Sidek, S.F.S. Draman, S.R.S. Abdullah, N. Anuar. i TECH MAG. **1**:3–8(2019).
<http://doi.org/10.26480/itechmag.01.2019.03.08>
13. N.F.K. Sultan, W.L.W Johari. Bioremediation Sci. Technol. Res. **5**,1:12–17(2017).
https://scholar.google.co.id/scholar?hl=id&as_sdt=0%2C5&q=The+development+of+banana+peel%2Fcorn+starch+bioplastic+film%3A+a+preliminary+study&btnG=
14. K.R. Beevi, A.R.S. Fathima, A.I.T. Fathima, N. Thameemunisa, C.M. Noorjahan, T. Deepika. Int. J. Sci. Technol. Res. **9**,1:1809–1814(2020).
https://scholar.google.co.id/scholar?hl=id&as_sdt=0%2C5&q=Bioplastic+Synthesis+Using+Banana+Peels+And+Potato+Starch+And+Characterization&btnG=
15. R. Das, A.J. Pattanayak, S.K. Swain. *7 - Polymer nanocomposites for sensor devices*. Woodhead Publishing Series in Composites Science and Engineering (2018). p. 205–218. <https://doi.org/10.1016/B978-0-08-102262-7.00007-6>
16. Dianursanti, M. Gozan, C. Noviasari. *The effect of glycerol addition as plasticizer in Spirulina platensis based bioplastic*. The 3rd International Tropical Renewable Energy Conference: Sustainable Development of Tropical Renewable Energy **67**:1–4(2018).
<https://doi.org/10.1051/e3sconf/20186703048>
17. Sofiah, Yuniar, M. Aznury, Melianti. *Mechanical properties of bioplastics product from musa paradisiaca formatypica concentrate with plasticizer variables*. IOP Conference Series (Palembang, Indonesia 2019). J. Phys.: Conf. Ser. **1167**,1:1–7(2019). <http://www.doi.org/10.1088/1742-6596/1167/1/012048>



NRLS | INTERNATIONAL CONFERENCE
ON NATURAL RESOURCES
AND LIFE SCIENCES

**FACULTY OF BIOTECHNOLOGY, UNIVERSITY OF SURABAYA
SURABAYA, 23RD - 24TH SEPTEMBER 2020**



Scientific and Editorial Board

- Abubakar Yaro, Strathclyde Institute of Pharmacy & Biomedical Sciences (SIPBS), University of Strathclyde, Scotland (GBR).
- Afrida Rizka Farzana, IPB University, and *Rumah Paper Kita* (Our House of Papers), RP Editing & Proofreading Servives (IDN).
- Andoniana Rakoto Malala, *Centre de Formation et d'Application du Machinisme Agricole – CFAMA* (MDG).
- Asma Nisar, Nazar College of Pharmacy, DAKSON Institue of Health Sciences, Islamabad (PAK).
- Bayu Prabowo, Renewable Energy Development Research, Research and Technology Center – PT Pertamina, Jakarta (IDN).
- Fahma Alfian, Merdeka University of Madiun, and RP Editing & Proofreading Servives (IDN).
- Haryo Wibowo, Institute for Thermal Power Engineering – Zhejiang University of China (CHN).
- Ivar Zekker, Institute of Chemistry, University of Tartu, Tartu, (EST).
- Karina Stankeviča, Department of Environmental Science, University of Latvia (LVA).
- Mohammad Syaifudin Zuhri, Merdeka University of Madiun, and RP Editing & Proofreading Servives (IDN).
- Muhammad Danang Birowosuto, CNRS International NTU Thales Research Alliance – Nanyang Technological University (SGP).
- Muhammad Zahoor, Department of Biochemistry, University of Malakand, Khyber Pakhtunkhwa, Peshawar (PAK).
- Noor Illi Mohamad Puad, Department of Biotechnology Engineering, Kulliyyah of Engineering, International Islamic University Malaysia (MYS).
- Praptiningsih Gamawati Adinurani, Department of Agrotechnology – Merdeka University of Madiun, and RP Editing & Proofreading Servives (IDN).
- Rangga Kala Mahaswa, Universitas Gadjah Mada, and RP Editing & Proofreading Servives (IDN).
- Roy Hendroko Setyobudi, Department of Agriculture Science, Postgraduate Program, University of Muhammadiyah Malang, and RP Editing & Proofreading Servives (IDN).
- Trias Agung Pakarti, University of Brawijaya, and RP Editing & Proofreading Servives (IDN).
- Tsitsino Turkadze, Department of Chemical and Environmental Technologies, Akaki Tsereteli State University, Kutaisi (GEO).
- Yahya Jani, Division of Sustainable Environment and Construction, School of Business Society and Engineering, Mälardalen University (SWE).
- Yusilawati Ahmad Nor, Department of Biochemical-Biotechnology Engineering, Kuliyyah of Engineering, International Islamic University Malaysia (MYS).

[All issues](#) ▶ Volume 374 (2023)

[◀ Previous issue](#)

[Table of Contents](#)

[Next issue ▶](#)

[Free Access](#) to the whole issue

E3S Web of Conferences

Volume 374 (2023)

The 3rd International Conference on Natural Resources and Life Sciences (NRLS) 2020

Virtual, September 23-24, 2020

R.H. Setyobudi, A. Yaro, I. Zekker, M. Zahoor and T. Turkadze (Eds.)

Export the citation of the selected articles [Export](#)

[Select all](#)

[Open Access](#)

About the conference

Published online: 21 March 2023

PDF (1.66 MB)

[Open Access](#)

Statement of Peer review

Published online: 21 March 2023

PDF (216 KB)

[Open Access](#)

The Taste of Arabica Coffee in Several Altitude and Shading Condition 00001

Adriani Saurnida Asiana Siahaan, Erwin Masrul Harahap, Chairani Hanum, Abubakar Karim and Zane Vincėviča-Gaile

Published online: 21 March 2023

DOI: <https://doi.org/10.1051/e3sconf/202337400001>

PDF (1.910 MB) | [References](#) | [NASA ADS Abstract Service](#)

Open Access

Study of Biodiversity in Submontana of Kamojang Nature Reserve, West Java, Indonesia 00002

Afrisal Isfan Abdillah, Silva Eka Putra Utama and Nguyen Van Minh

Published online: 21 March 2023

DOI: <https://doi.org/10.1051/e3sconf/202337400002>

PDF (3.913 MB) | [References](#) | [NASA ADS Abstract Service](#)

Open Access

Improving the Capability of Corn Processing into Tortillas by Family Welfare Programme, In Gedong, Ngadirojo, Wonogiri Regency, Central Java, Indonesia 00003

Afriyanti Afriyanti, Novian Wely Asmoro, Retno Widyastuti, Catur Budi Handayani, Ira Liana Sari, Rahayu Relawati and Peeyush Soni

Published online: 21 March 2023

DOI: <https://doi.org/10.1051/e3sconf/202337400003>

PDF (5.133 MB) | [References](#) | [NASA ADS Abstract Service](#)

Open Access

The Awareness of Intellectual Property Rights (IPRs) Regimes on Small and Medium Enterprises (SMEs) of Agricultural Products Processing at Malang Area, East Java Province, Indonesia 00004

Aris Winaya, Maftuchah Maftuchah, Sofyan Arif, Leila Neimane and Ida Ekawati

Published online: 21 March 2023

DOI: <https://doi.org/10.1051/e3sconf/202337400004>

PDF (4.153 MB) | [References](#) | [NASA ADS Abstract Service](#)

Open Access

Buyer Decisions on Hydroponic Vegetable Products 00005

Asgami Putri, Jabal Tarik Ibrahim, Adi Sutanto, Syafrani Syafrani, Bambang Yudi Ariadi, Istis Baroh, Rahayu Relawati, Juris Burlakovs, Erni Hawayanti, Sri Utami Lestari et al. (6 more)

Published online: 21 March 2023

DOI: <https://doi.org/10.1051/e3sconf/202337400005>

PDF (4.188 MB) | [References](#) | [NASA ADS Abstract Service](#)

Open Access

Utilization of Green Tea Extract on Anti-aging Cream with Butylated Hydroxytoluene (BHT) and Tertiary Butylhydroquinone (TBHQ): Physical Stability Aspect 00006

Cynthia Marisca Muntu, Yulianita Yuwono, Christina Avanti and Manar Fayiz Mousa Atoum

Published online: 21 March 2023

DOI: <https://doi.org/10.1051/e3sconf/2023337400006>

PDF (5.577 MB) | [References](#) | [NASA ADS Abstract Service](#)

Open Access

The Effect of Pod Storage on Chemical and Microbiological Characteristics of Organic and Non-organic Balinese Cacao Pulps 00007

Christina Mumpuni Erawati, Ruth Chrisnasari and Peeyush Soni

Published online: 21 March 2023

DOI: <https://doi.org/10.1051/e3sconf/2023337400007>

PDF (4.176 MB) | [References](#) | [NASA ADS Abstract Service](#)

Open Access

Characterization Properties of Banana Peel as a Promising Alternative for Bioplastic 00008

Dina Maria Abel, Juvencio de Castro Ruas, Adilson de Castro Ruas and Tjie Kok

Published online: 21 March 2023

DOI: <https://doi.org/10.1051/e3sconf/2023337400008>

PDF (3.790 MB) | [References](#) | [NASA ADS Abstract Service](#)

Open Access

Assessment of *Aegle marmelos* Fruit Extracts as Organic Insecticide for *Spodoptera exigua* on *Allium ascolanicum* 00009

Dyah Roeswitawati, Teuku Ramzy, Praptiningsih Gamawati Adinurani, Roy Hendroko Setyobudi, Zahid Hussain, Irum Iqrar and Nguyen Ngoc Huu

Published online: 21 March 2023

DOI: <https://doi.org/10.1051/e3sconf/2023337400009>

PDF (4.830 MB) | [References](#) | [NASA ADS Abstract Service](#)

Open Access

Sterilization of Ready to Serve Product for Special Needs of Hajj and Umrah: Skipjack Tuna in A Retort Pouch Package 00010

Elsa Azhari, Muhamad Subroto Aliredjo, Agus Heri Purnomo, Damat Damat, Maizirwan Mel, Satriyo Krido Wahono, Suherman Suherman and Erkata Yandri

Published online: 21 March 2023

DOI: <https://doi.org/10.1051/e3sconf/202337400010>

PDF (4.496 MB) | [References](#) | [NASA ADS Abstract Service](#)

Open Access

Production and Nutrient Value of Elephant Grass in Agroforestry Systems in Indonesia 00011

Endang Dwi Purbajanti, Didik Wisnu Widjajanto, Praptiningsih Gamawati Adinurani, Zahid Hussain and Ida Ekawati

Published online: 21 March 2023

DOI: <https://doi.org/10.1051/e3sconf/202337400011>

PDF (3.940 MB) | [References](#) | [NASA ADS Abstract Service](#)

Open Access

Quality Assessment on Honey Produced from Six Months Old *Acacia crassicarpa* 00012

Eni Suhesti, Lili Zalizar, Joko Triwanto, Ervayendri Ervayendri, Roy Hendroko Setyobudi, Nugroho Tri Waskitho, Jabal Tarik Ibrahim, Maftuchah Maftuchah, Hadinoto Hadinoto, Zane Vincēviča-Gaile et al. (5 more)

Published online: 21 March 2023

DOI: <https://doi.org/10.1051/e3sconf/202337400012>

PDF (4.880 MB) | [References](#) | [NASA ADS Abstract Service](#)

Open Access

Incentive Strategy for Energy Efficiency Programs in Industries Consuming 6 000 TOE/year with Sustainable Energy Performance 00013

Satryo Martoyoedo, Priyadi Priyadi, Dewanto Fajrie, Ratna Ariati, Erkata Yandri, Roy Hendroko Setyobudi, Suherman Suherman, Juris Burlakovs, Maizirwan Mel, Satriyo Krido Wahono et al. (4 more)

Published online: 21 March 2023

DOI: <https://doi.org/10.1051/e3sconf/202337400013>

PDF (4.577 MB) | [References](#) | [NASA ADS Abstract Service](#)

Open Access

Bird Diversity, Abundance, and Evenness Rates in Ecotone Area of Sutan Syarif Hasyim Forest Park, Riau, Indonesia 00014

Hadinoto Hadinoto, Lili Zalizar, Joko Triwanto, Ervayenri Ervayenri, Roy Hendroko Setyobudi, Muhammad Chanan, Nugroho Tri Waskitho, Jabal Tarik Ibrahim, Eni Suhesti, Nguyen Van Minh et al. (3 more)

Published online: 21 March 2023

DOI: <https://doi.org/10.1051/e3sconf/202337400014>

Open Access

The Length-Weight Relationships and Condition Factors of *Potamocorbula faba* Hinds., 1843 in the Permisan Bay, East Java, Indonesia 00015

Hariyadi Hariyadi, Aris Winaya, Muhammad Zainuri, Norma Afiati, Lachmudin Sya'rani and Olga Anne

Published online: 21 March 2023

DOI: <https://doi.org/10.1051/e3sconf/202337400015>

PDF (5.818 MB) | References | NASA ADS Abstract Service

Open Access

Biodiesel Industrial Waste based on *Jatropha curcas* as a Fungicide to Control *Fusarium oxysporum* and *Alternaria solani* 00016

Henik Sukorini, Dyah Erni Widyastuti, Dini Kurniawati, Sawita Suwannarat, Maizirwan Mel and Roy Hendroko Setyobudi

Published online: 21 March 2023

DOI: <https://doi.org/10.1051/e3sconf/202337400016>

PDF (6.054 MB) | References | NASA ADS Abstract Service

Open Access

Population Development and Disease Incidence of Virus Disease Transmitted by Brown Planthopper on the Paddy Field Applied with Biofertilizers and Biopesticides 00017

I. Nyoman Widiarta, Ety Pratiwi, I. Putu Wardana and Oky Dwi Purwanto

Published online: 21 March 2023

DOI: <https://doi.org/10.1051/e3sconf/202337400017>

PDF (5.254 MB) | References | NASA ADS Abstract Service

Open Access

***Moringa oleifera* L. Microgreens and their Antioxidant Activity 00018**

Ida Bagus Made Artadana and Edward Pandji

Published online: 21 March 2023

DOI: <https://doi.org/10.1051/e3sconf/202337400018>

PDF (4.458 MB) | References | NASA ADS Abstract Service

Open Access

The Effect of Elisitor on Growth and Ginsenoside Level in Hairy Root Culture of *Panax ginseng* Cultivated in Shake Flasks 00019

Johan Sukweenadhi, Stefan Pratama Chandra, Leonardo Satriono Putra, Yoanes Maria Vianney,

Theresia Liliani, Merlyn Wongso, Melisa Widjaja, Sari Pramadiyanti, Pissa Christanti, Kim-Jong Hak et al. (2 more)

Published online: 21 March 2023

DOI: <https://doi.org/10.1051/e3sconf/202337400019>

PDF (5.146 MB) | [References](#) | [NASA ADS Abstract Service](#)

Open Access

Zeolite-microfragmenting Media: A Potential Strategy to Accelerate Coral Growth 00020

Khaulah Mujahidah, Aolia Ramadan, Veryl Hasan, Sahri Yanti, Izzul Islam and Irum Iqrar

Published online: 21 March 2023

DOI: <https://doi.org/10.1051/e3sconf/202337400020>

PDF (7.021 MB) | [References](#) | [NASA ADS Abstract Service](#)

Open Access

Prevalence of Gastrointestinal Helminthiasis in Beef Cattle During Dry Season in Bangkalan Regency, Madura, Indonesia 00021

Lili Zalizar, Aris Winaya, Yusuf Ridwan, Eka Arif Hardiansyah and Ravindran Jaganathan

Published online: 21 March 2023

DOI: <https://doi.org/10.1051/e3sconf/202337400021>

PDF (4.045 MB) | [References](#) | [NASA ADS Abstract Service](#)

Open Access

The Effect of Mangosteen Varieties as Dyes and ZnO Nanostructures Mixture to DSSC - Dye-sensitized Solar Cell Characteristics 00022

Lizda Johar Mawarani, Ratna Puspitasari, Doty Dewi Risanti and Luqman Ali Shah

Published online: 21 March 2023

DOI: <https://doi.org/10.1051/e3sconf/202337400022>

PDF (5.064 MB) | [References](#) | [NASA ADS Abstract Service](#)

Open Access

***Bidens pilosa* Linn.: Beautiful Weed for the Healthy Mouth – A Mini Review** 00023

Mariana Wahjudi, Gracelynn Meira, Hadinata Santoso and Assidiq Zidane Irwansyah

Published online: 21 March 2023

DOI: <https://doi.org/10.1051/e3sconf/202337400023>

PDF (4.719 MB) | [References](#) | [NASA ADS Abstract Service](#)

Open Access

Hematological Features of Cihateup's Duck Blood that are Given Natural Isotonic in Dry Systems 00024

Nurul Frasiska, Putri Dian Wulansari, Novia Rahayu, Abdul Razak Alimon, Wahyu Widodo and Nguyen Ngoc Huu

Published online: 21 March 2023

DOI: <https://doi.org/10.1051/e3sconf/202337400024>

PDF (4.248 MB) | [References](#) | [NASA ADS Abstract Service](#)

Open Access

Influence of *Hibiscus tilliaceus* Extract and Suspension on *Echerichia coli* and *Staphylococcus aureus* Growth 00025

Oktavina Kartika Putri, Lina Oktavia Rahayu, Gardiani Febri Hadiwibowo, Yuly Kusumawati and Asma Nisar

Published online: 21 March 2023

DOI: <https://doi.org/10.1051/e3sconf/202337400025>

PDF (4.960 MB) | [References](#) | [NASA ADS Abstract Service](#)

Open Access

Keiki induction by cytokinin on *Phalaenopsis* spp. 00026

Popy Hartatie Hardjo, Ida Bagus Made Artadana, Sulistyono Emantoko Dwi Putra and Asad Jan

Published online: 21 March 2023

DOI: <https://doi.org/10.1051/e3sconf/202337400026>

PDF (4.351 MB) | [References](#) | [NASA ADS Abstract Service](#)

Open Access

The Pro-Environmental Producer Behavior on Food Small and Medium Enterprises in Malang, Indonesia 00027

Rahayu Relawati, Bambang Yudi Ariadi, Harpowo Harpowo, Bambang Hadi Prabowo, Leila Neimane and Ida Ekawati

Published online: 21 March 2023

DOI: <https://doi.org/10.1051/e3sconf/202337400027>

PDF (3.858 MB) | [References](#) | [NASA ADS Abstract Service](#)

Open Access

Antioxidant Activity Between Defatted and Different Solvent Temperature in Rice Bran var. IR-64 Extract 00028

Retno Widyastuti, Rahmat Dwi Irwanto, Enny Purwati Nurlaili, Sri Hartati and Irum Iqrar

Published online: 21 March 2023

DOI: <https://doi.org/10.1051/e3sconf/202337400028>

PDF (4.346 MB) | [References](#) | [NASA ADS Abstract Service](#)

Open Access

Inhibition of Carica Solid Soap to the Growth of *Staphylococcus epidermidis*
Bacteria 00029

Roisatul Ainiyah, Cahyaning Riniutami and Muhannad Illayan Massadeh

Published online: 21 March 2023

DOI: <https://doi.org/10.1051/e3sconf/202337400029>

PDF (4.435 MB) | [References](#) | [NASA ADS Abstract Service](#)

Open Access

Pest Control using Bark Pesticide Applicator (BPA) in Citrus Plants 00030

Rudi Cahyo Wicaksono, Otto Endato, Susi Wuryantini and Zahid Hussain

Published online: 21 March 2023

DOI: <https://doi.org/10.1051/e3sconf/202337400030>

PDF (5.466 MB) | [References](#) | [NASA ADS Abstract Service](#)

Open Access

Food Waste Product for Overcoming Heat Stress in Broilers 00031

Rusli Tonda, Manar Fayiz Mousa Atoum, Roy Hendroko Setyobudi, Lili Zalizar, Wahyu Widodo, Mohammad Zahoor, David Hermawan, Damat Damat, Ahmad Fauzi, Asgami Putri et al. (12 more)

Published online: 21 March 2023

DOI: <https://doi.org/10.1051/e3sconf/202337400031>

PDF (5.053 MB) | [References](#) | [NASA ADS Abstract Service](#)

Open Access

Thermostable Chitinase Producing Bacterium from Ijen Hot Spring – Indonesia: Isolation, Identification, and Characterization 00032

Ruth Chrisnasari, Liony Priscilla Sutanto, Dian Paulina, Alicia Wahjudi and Tjandra Pantjajani

Published online: 21 March 2023

DOI: <https://doi.org/10.1051/e3sconf/202337400032>

PDF (5.407 MB) | [References](#) | [NASA ADS Abstract Service](#)

Open Access

Infestation of *Dendrophthoe pentandra* (L.) Miq. on Various Canopy Shading and Plants Diversity in Purwodadi Botanic Garden, Indonesia: A study on *Cassia fistula* L. 00033

Solikin Solikin, Melisnawati Hamza Angio, Tri Handayani and Nguyen Van Minh

Published online: 21 March 2023

DOI: <https://doi.org/10.1051/e3sconf/202337400033>

PDF (6.480 MB) | [References](#) | [NASA ADS Abstract Service](#)

Open Access

The Impact of Madden - Julian Oscillation and Sea Surface Temperature Process Interaction on Rainfall Variability During Rainy Season: A Case Study in East Nusa Tenggara, Indonesia 00034

Sudirman Sudirman, Amir Mustofa Irawan, Dzikrullah Akbar, Peeyush Soni and Leila Neimane

Published online: 21 March 2023

DOI: <https://doi.org/10.1051/e3sconf/202337400034>

PDF (6.653 MB) | [References](#) | [NASA ADS Abstract Service](#)

Open Access

Bioelectrochemical System Application for Pesticides Removal: A mini-review 00035

Theresia Desy Askitosari and Amanda Larasati

Published online: 21 March 2023

DOI: <https://doi.org/10.1051/e3sconf/202337400035>

PDF (4.084 MB) | [References](#) | [NASA ADS Abstract Service](#)

Open Access

Mini-Review: Extraction of Patchouli Oil from *Pogostemon cablin* Benth. Leaves 00036

Tjie Kok, Natasha Florenika, Mangihot Tua Gultom, Popy Hartatie Hardjo and Muhannad Illayan Massadeh

Published online: 21 March 2023

DOI: <https://doi.org/10.1051/e3sconf/202337400036>

PDF (4.277 MB) | [References](#) | [NASA ADS Abstract Service](#)

Open Access

Herbs as A Feed Additive in the Broilers for the Sustainability of Local Products 00037

Wahyu Widodo, Adi Sutanto, Imbang Dwi Rahayu, Apriliana Devi Anggraini, Trisakti Handayani, Roy Hendroko Setyobudi, Maizirwan Mel and Nguyen Ngoc Huu

Published online: 21 March 2023

DOI: <https://doi.org/10.1051/e3sconf/202337400037>

PDF (3.889 MB) | [References](#) | [NASA ADS Abstract Service](#)

Open Access

Bioremediation in the Marine Environment: Challenges and Prospective Methods for Enhancement 00038

Watumesa Agustina Tan, Gabrielle Celina and Stephanie Pranawijaya

Published online: 21 March 2023

DOI: <https://doi.org/10.1051/e3sconf/202337400038>

Open Access

Characterization of Endophytic Bacteria Isolated from *Avicennia marina*'s Leaf Tissue Collected from Ekowisata Mangrove Wonorejo Surabaya, Indonesia 00039

Wina Dian Savitri, Marvel Lewi Santoso, Yulanda Antonius, Popy Hartatie Hardjo and Asad Jan

Published online: 21 March 2023

DOI: <https://doi.org/10.1051/e3sconf/202337400039>

[PDF \(5.900 MB\)](#) | [References](#) | [NASA ADS Abstract Service](#)

Open Access

Identification of DNA G–quadruplex Forming Sequence in Shrimp White Spot Syndrome Virus (WSSV) 00040

Yoanes Maria Vianney, Priscilla Kandinata, Klaus Weisz and Maria Goretti Marianti Purwanto

Published online: 21 March 2023

DOI: <https://doi.org/10.1051/e3sconf/202337400040>

[PDF \(4.973 MB\)](#) | [References](#) | [NASA ADS Abstract Service](#)

E3S Web of Conferences

eISSN: 2267-1242



[Mentions légales](#)

[Contacts](#)

[Privacy policy](#)

A Vision4Press website

E3S Web of Conferences

COUNTRY

France



Universities and research institutions in France



Media Ranking in France

SUBJECT AREA AND CATEGORY

Earth and Planetary Sciences
Earth and Planetary Sciences (miscellaneous)

Energy
Energy (miscellaneous)

Environmental Science
Environmental Science (miscellaneous)

PUBLISHER

EDP Sciences

H-INDEX

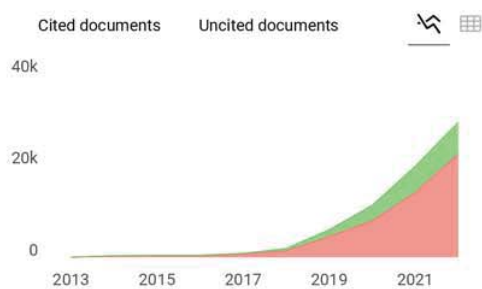
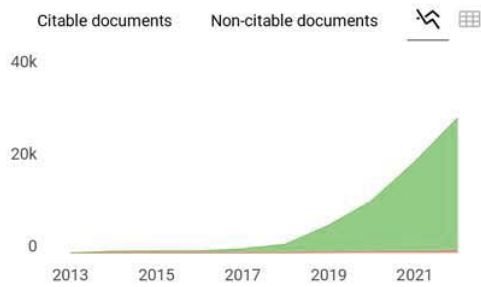
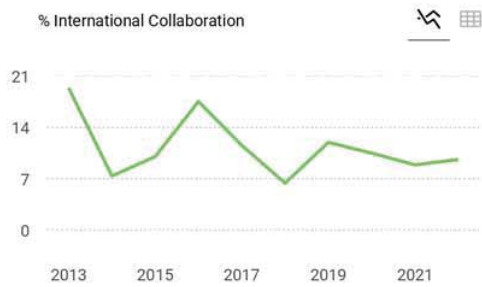
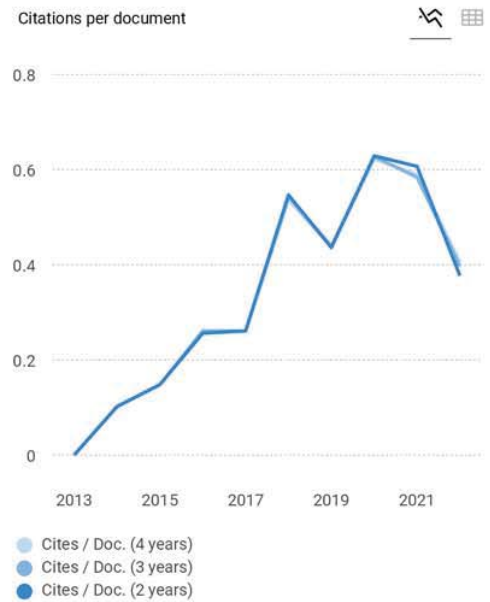
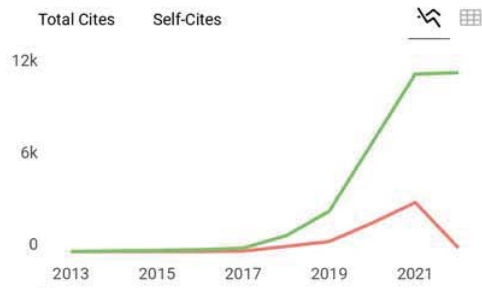
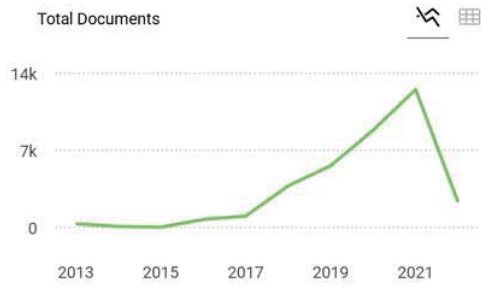
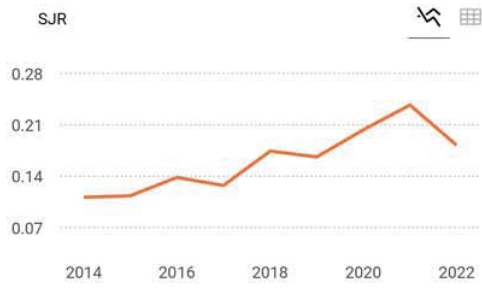
33

PUBLICATION TYPE	ISSN	COVERAGE	INFORMATION
Conferences and Proceedings	22671242	2013-2021	Homepage How to publish in this journal Contact

SCOPE

E3S Web of Conferences is an Open Access publication series dedicated to archiving conference proceedings in all areas related to Environment, Energy and Earth Sciences. The journal covers the technological and scientific aspects as well as social and economic matters. Major disciplines include: soil sciences, hydrology, oceanography, climatology, geology, geography, energy engineering (production, distribution and storage), renewable energy, sustainable development, natural resources management... E3S Web of Conferences offers a wide range of services from the organization of the submission of conference proceedings to the worldwide dissemination of the conference papers. It provides an efficient archiving solution, ensuring maximum exposure and wide indexing of scientific conference proceedings. E3S Web of Conferences offers a wide range of services from the organization of the submission of conference proceedings to the worldwide dissemination of the conference papers. It provides an efficient archiving solution, ensuring maximum exposure and wide indexing of scientific conference proceedings. Proceedings are published under the scientific responsibility of the conference editors.

 Join the conversation about this journal



E3S Web of Conferences ← Show this widget in your own website

Not yet assigned quartile

SJR 2022
0.18

powered by scimagojr.com

Just copy the code below and paste within your html code:

```
<a href="https://www.scimagojr.com" style="display: inline-block; border: 1px solid black; padding: 2px;">

```

SCImago Graphica

Explore, visually communicate and make sense of data with our **new data visualization tool**.



T **Timur** 2 months ago

Hello! It is mentioned above that the COVERAGE is for the period 2013-2021. Does it mean that the coverage was discontinued in 2022?

reply



Melanie Ortiz 2 months ago

SCImago Team

Dear Timur,

Thank you very much for your comment.

All the metadata have been provided by Scopus /Elsevier in their last update sent to SCImago, including the Coverage's period data. The SJR for 2022 was released on 1st May 2023. We suggest you consult the Scopus database directly to see the current index status as SJR is a static image of Scopus, which is changing every day.

The Scopus' update list can also be consulted here:

<https://www.elsevier.com/solutions/scopus/how-scopus-works/content>

Best Regards, SCImago Team

A **Ali TARRAQ** 1 year ago

This conference proceeding contains a collection of high quality papers.

Why not reconsidering it by SCOPUS ?

reply



Melanie Ortiz 1 year ago

SCImago Team

Dear Ali,

thank you very much for your comment, unfortunately we cannot help you with your request. We suggest you contact Scopus support: <https://service.elsevier.com>

[/app/answers/detail/a_id/14883/kw/scimago/supporthub/scopus/](https://service.elsevier.com/app/answers/detail/a_id/14883/kw/scimago/supporthub/scopus/)

Best Regards, SCImago Team

E **Elisa Julianti** 1 year ago

Hello,

This Conference Proceeding is having more number of quality manuscript and many more funded article.

Please consider it for scopus.

reply



Melanie Ortiz 1 year ago

SCImago Team

Dear Elisa, thanks for your participation! Best Regards, SCImago Team



Nurhadi 2 years ago

Dear Scimago Team.

Is it possible for me to submit my articles in the E3S Web of Conferences to a journal with the index Q1/Q2/Q3/Q4, and does it not violate plagiarism? Thank you.

reply

S Sarah Pham 1 year ago

Dear Nurhadi,

I have the same question as yours. My paper was published in e3s in 2020 when it was still schopus listed (Q3). Now it has been out listed. SO I WANT to find another Schopus listed papers to submit my e3s paper. I wonder what the answer you received from E3S or other related authorities? Thanks



Melanie Ortiz 2 years ago

SCImago Team

Dear Nurhadi,

thank you very much for your comment.

We suggest you contact E3S Web of Conferences editorial staff so they could inform you more deeply concerning the copyright. Besides, you'll need to check the editorial policy of the journal you'll choose and inform the editorial staff.

Best Regards, SCImago Team

T TheHung 3 years ago

Dear SCImago Team

Could you tell me the E3S Web of Conferences belongs to the blacklist journals or not? Because I got some information from my college. Please advise

Thank you very much

reply



Melanie Ortiz 3 years ago

SCImago Team

Dear TheHung,

Thank you for contacting us.

SJR is a portal with scientometric indicators of journals indexed in Scopus. All the data have been provided by Scopus /Elsevier and SCImago doesn't have the authority over this data. For more information about predatory journals or publishers, you can check the link below:

<https://beallslit.weebly.com/>

Best regards, SCImago Team

A **Antonietta Ianniello** 3 years ago

Dear SCImago Team

Could you please advise whether E3S Web of Conferences has an impact factor? Because in internet I saw that this journal has 0.52 IF. Please advise

Thank you very much

reply



Melanie Ortiz 3 years ago

SCImago Team

Dear Antonietta, thank you very much for your comment. SCImago Journal and Country Rank uses Scopus data, our impact indicator is the SJR. We suggest you consult the Journal Citation Report for other indicators (like Impact Factor) with a Web of Science data source. Best Regards, SCImago Team

E **EzhiL** 3 years ago

Dear SCImago Team

E3 web of conferences journal Coverage mentioned is 2013-2020. Will it be extended.

reply



Melanie Ortiz 3 years ago

SCImago Team

Dear EzhiL,
thank you very much for your comment, unfortunately we cannot help you with your request. We suggest you contact Scopus support: https://service.elsevier.com/app/answers/detail/a_id/14883/kw/scimago/supporthub/scopus/
Best Regards, SCImago Team

S **Siripen** 3 years ago

Dear SCImago Team

Could you please advise whether E3S Web of Conferences is a journal? What category it is called? Is it a conference proceedings or journal? Because in E3S Web of Conferences, it says it is a journal but in scopus, it is a conference proceedings. Please advise

Thank you very much

reply

T **Tag** 3 years ago

It's not a journal, it is Conferences Proceedings.

E **Elena** 3 years ago
currently the quartile of this journal is 3

reply



Melanie Ortiz 3 years ago

SCImago Team

Dear Elena,
Thank you for contacting us. This publication type hasn't a quartile assigned. We calculate the SJR data for all the publication types, but the Quartile data are only calculated for Journal type's publications. Best regards, SCImago Team

T **Thanh Quang Khai Lam** 4 years ago
Hi
Is "Lecture Notes in Civil Engineering" journal in Q4?
I don't see it in Scimago.
Thanks

reply

M **Madhuri Damaraju** 5 years ago
Hi,

Are the conference proceedings published in E3S web of conferences, scopus indexed?

Thanks

reply



Elena Corera 5 years ago

SCImago Team

Dear Madhuri, in the SCImago Journal & Country Ranks all the information that we have available of the journals in Open Access is shown, if you do not locate the journal in the search engine, Scopus / Elsevier has not provided us with your data. Best Regards,
SCImago Team

Leave a comment

Name

Email

(will not be published)

[Submit](#)

The users of Scimago Journal & Country Rank have the possibility to dialogue through comments linked to a specific journal. The purpose is to have a forum in which general doubts about the processes of publication in the journal, experiences and other issues derived from the publication of papers are resolved. For topics on particular articles, maintain the dialogue through the usual channels with your editor.

Developed by:



Powered by:



Follow us on [@ScimagoJR](#)

Scimago Lab, Copyright 2007-2022. Data Source: Scopus®

EST MODUS IN REBUS
Horatio (Satire 1.1.106)

[Cookie settings](#)

[Cookie policy](#)



Source details

E3S Web of Conferences

Open Access ⓘ

Scopus coverage years: from 2013 to Present

E-ISSN: 2267-1242

Subject area: Earth and Planetary Sciences: General Earth and Planetary Sciences

Environmental Science: General Environmental Science Energy: General Energy

Source type: Conference Proceeding

CiteScore 2022

1.0 ⓘ

SJR 2022

0.182 ⓘ

SNIP 2022

0.213 ⓘ

[View all documents >](#) [Set document alert](#) [Save to source list](#) [Source Homepage](#)

[CiteScore](#) [CiteScore rank & trend](#) [Scopus content coverage](#)

CiteScore 2022 ▾

$$1.0 = \frac{27,581 \text{ Citations } 2019 - 2022}{28,843 \text{ Documents } 2019 - 2022}$$

Calculated on 05 May, 2023

CiteScoreTracker 2023 ⓘ

$$0.9 = \frac{22,468 \text{ Citations to date}}{25,656 \text{ Documents to date}}$$

Last updated on 05 July, 2023 • Updated monthly

CiteScore rank 2022 ⓘ

Category	Rank	Percentile
Earth and Planetary Sciences	#143/192	25th
General Earth and Planetary Sciences		
Environmental Science	#176/227	22nd
General Environmental Science		

[View CiteScore methodology >](#) [CiteScore FAQ >](#) [Add CiteScore to your site ↗](#)

About Scopus

[What is Scopus](#)

[Content coverage](#)

[Scopus blog](#)

[Scopus API](#)

[Privacy matters](#)

Language

[日本語版を表示する](#)

[查看简体中文版本](#)

[查看繁體中文版本](#)

[Просмотр версии на русском языке](#)

Customer Service

[Help](#)

[Tutorials](#)

[Contact us](#)

ELSEVIER

[Terms and conditions](#) ↗ [Privacy policy](#) ↗

Copyright © Elsevier B.V. ↗ . All rights reserved. Scopus® is a registered trademark of Elsevier B.V.

We use cookies to help provide and enhance our service and tailor content. By continuing, you agree to the use of cookies ↗.

