

# Distributed Model Reference Control for Cooperative Tracking of Vehicle Platoons Subjected to External Disturbances and Bounded Leader Input

Agung Prayitno  and Itthisek Nilkhamhang\* 

**Abstract:** This paper proposes a distributed model reference controller (DMRC) for cooperative tracking of vehicle platoons subjected to unknown external disturbances and bounded, non-zero leader input. The vehicle-to-vehicle communication network topology is assumed to be directed and contains at least one spanning tree with the leader as a root node. The proposed scheme utilizes the cooperative tracking error reference as a virtual reference for each follower. The main control system is designed using cooperative tracking error and cooperative disagreement error to attenuate the effects of unknown external disturbance and allow for bounded leader input. The global disagreement error is shown to be uniformly ultimately bounded through detailed stability analysis, such that the states of each follower synchronize to the leader states with bounded residual error, and guarantees input-to-state string stability (ISSS) of the platoon. Performance verification is conducted through simulations and validates the efficacy of DMRC for the vehicle platoon problem.

**Keywords:** Cooperative state variable feedback, cooperative tracking, directed topology, distributed model reference control, string stability, vehicle platoon.

## 1. INTRODUCTION

Future trends in the development of self-driving cars include cooperative control between vehicles. An example application is a vehicle platoon, in which a series of vehicles move together while maintaining a desired distance of separation by utilizing onboard sensors and information exchange. Each vehicle moves at the same velocity and acceleration as the platoon. A lead vehicle usually provides a reference trajectory for all followers. This platoon formation is suitable for scenarios in which a group of vehicles depart together towards a common destination. Examples include container trucks carrying products from warehouse to port or travel buses that transport tourists to their destinations. The development of vehicle platoons for passenger vehicles may also be beneficial for intelligent highway systems. Vehicle platoon improves the quality of human life in terms of safety, time efficiency, fuel consumption, optimizing road capacity, environmental conservation, and productivity [1-4].

Current research into vehicle platoons focuses on four main components, namely node (longitudinal vehicle) dynamics, formation geometry, information flow topology, and distributed controllers [5]. Survey papers [6,7] provide an overview of the vehicle platoon, including recent

works and challenges for future deployment. An important research topic is the development of distributed control schemes capable of providing the best performance in the presence of various conditions that are not ideal but are unavoidable in real-world applications. These include constraints on state and control input [8], actuator saturation [9], communication problems such as delay [10] and communication loss [11], switching topology [12,13], uncertain vehicle dynamics [14], disturbances [15], and switching control [11,16].

A vehicle platoon can be formulated as a multi-agent system, with each vehicle acting as an independent agent. Since most platoons contain a lead vehicle, it is categorized as a leader-follower consensus problem [17]. Leader-follower consensus is also commonly referred to as cooperative tracking [18] and can be realized under directed or undirected graph topology. For a directed topology, a vehicle can send information to its neighbor(s) but not necessarily vice versa [19]. Common directed topologies are predecessor-follower (PF) [11], predecessor-follower-leader (PFL) [10], two-predecessors-follower (TPF) [20], and two-predecessors-follower-leader (TPFL) [21]. Meanwhile, an undirected topology involves bidirectional information exchange between the vehicle and its neighbor(s) with equal weight [18]. Bidirectional (BD)

Manuscript received February 25, 2021; revised July 8, 2021; accepted August 12, 2021. Recommended by Associate Editor Yueying Wang under the direction of Editor Myo Taeg Lim.

Agung Prayitno and Itthisek Nilkhamhang are with School of Information, Computer, and Communication Technology, Sirindhorn International Institute of Technology, Thammasat University, 131 Moo 5, Tiwanon Road, Bangkadi, Muang, Pathum Thani 12000, Thailand (e-mails: d6222300029@g.siiit.tu.ac.th, itthisek@siit.tu.ac.th).

\* Corresponding author.

[22,23] and bidirectional-leader (BDL) [24] represent two typical undirected topologies. For vehicle platoon applications, directed topology is more common than undirected topology.

Information exchange between vehicles can be achieved by wireless communication technologies or direct measurements using onboard sensors, such as RADAR, LIDAR, and vision systems [25]. The performance and stability of vehicle platoons are therefore susceptible to poor network quality that may cause communication loss [11,26] and delay [10,27]. While onboard sensors do not rely on communication networks, they are subjected to range or line-of-sight limitations, and may experience localized hardware failure [28]. Most current implementations of vehicle platoons employ only onboard sensors, which are sufficient for a simple PF topology. However, recent advances in vehicle-to-vehicle (V2V) communication technology, such as DSRC and VANET, along with the emergence of 5G networks, have enabled multiple vehicles in the platoon to form fast and reliable data connections in more complicated topologies, such as TPF, TPFL, and PFL. When compared to PF, these topologies allow for greater flexibility and redundancy, rendering them more robust to single point failures in the network. Moreover, the ability to communicate with vehicles beyond the immediate line-of-sight leads to faster anticipatory actions that enhances the performance and stability of the entire platoon [4]. This would in turn increase safety and maximize road capacity [6,29].

Many distributed control approaches have been proposed for general multi-agent systems that may be suitable for vehicle control applications, including fuzzy-based [30] and neural network-based [31,32] methods. Zhang *et al.* [33] proposed LQR-based cooperative state variable feedback (SVFB), cooperative observer design, and cooperative output feedback for leader-follower consensus. Li *et al.* [34] studied a distributed adaptive consensus protocol that allows for adaptation of the coupling weight. Moreover, Li *et al.* [17] introduced consensus using node-based and edge-based adaptive protocols. Harfouch *et al.* [11] proposed a distributed model reference adaptive control specifically for vehicle platoons to overcome uncertainties in driveline dynamics and engine performance coefficient. Similarly, Zou *et al.* [35] proposed a self-tuning algorithm for velocity and position control of vehicle platoons with parametric uncertainties. However, authors of [11,17,33–35] assume that the leader has zero input, which implies constant velocity for the vehicle platoons. This severely limits the practicality in real traffic conditions, where in many situations the lead vehicle must vary its velocity to avoid collision, improve fuel efficiency, maximize road capacity, and hasten arrival time.

In general, disturbances to vehicles involved in the platoon lead to reduced performance and increased spacing error [15]. Sources of disturbance include traffic condi-

tions, wind gust, sensor noises, unmodeled system dynamics, and parameter variations [2,19,36]. These disturbances may propagate to other vehicles in the platoon [37] and can lead to a condition known as string instability. To avoid collisions or unnecessary road congestions, string stability is therefore an important property of vehicle platoons [38]. Feng *et al.* [39] provides a thorough study of various definitions and analysis methods for string stability, including  $\mathcal{L}_p$  string stability [40], disturbance string stability [3], and input-to-state string stability (ISSS). A modified definition of ISSS was used by Zhan *et al.* [2] to analyze the string stability of a platoon consisting of both automated and human-piloted vehicles.

In a leader-follower consensus system with undirected topologies, disturbances can be dealt with in different ways. Peng *et al.* [14] developed a distributed model reference adaptive control architecture for followers with matched uncertain dynamics and unknown matched disturbances to synchronize to the leader. However, this can result in high coupling gains that require considerable control efforts during transient periods, which may cause problems in vehicle platoons. Furthermore, Yan *et al.* [36] proposed an observer-based distributed tracking control with disturbance bounded in rates of change. Cao *et al.* [19] designed an active disturbance rejection-based method for linear multi-agent system on leader-follower consensus by estimating the local state and disturbance simultaneously, under the assumption of constant steady-state disturbance. By using an extended state observer, Huo *et al.* [41] proposed a fully distributed consensus disturbance rejection control based on the relative estimated states and the estimated external disturbance for leader-follower consensus with zero leader input. These algorithms are based on undirected topologies with symmetrical Laplacian matrices.

In practice, most vehicle platoons are developed using directed topologies with asymmetrical Laplacian matrices. This poses a challenge in achieving leader-follower consensus, as explored by the following literatures. Distributed adaptive output feedback consensus control with possible non-zero leader input was studied by Lv *et al.* [42] but did not consider disturbances to the followers. Zhu *et al.* [43] solved the problem of disturbances and non-zero leader input in the absence of full-state information with observer-based cooperative tracking. However, this involved a difficult tuning process subjected to the feasibility of the linear matrix inequality. Assuming that the leader input and external disturbance are bounded, Zhang *et al.* [44] designed a disturbance observer and a state feedback controller for each follower but required the exact disturbance model. Zhang *et al.* [45] proposed a distributed robust adaptive neural network to solve for unknown nonlinear dynamics and disturbance. Moreover, Peng *et al.* [31] developed distributed adaptive synchronization based on neural network under directed and undi-

rected topologies for leader-follower consensus with unknown matched disturbance. However, both [45] and [31] require knowledge on the bound of the basis function to design the control parameters.

In summary, there are two main issues in the design of distributed controllers for vehicle platoons, namely (i) guaranteeing stability, string stability, and consensus when the platoon is subjected to unknown external disturbances and time-varying bounded leader input, and (ii) being applicable to various directed topologies with asymmetrical Laplacian matrices. Therefore, this work proposes a novel distributed model reference control (DMRC) scheme utilizing cooperative disagreement error. The vehicle platoon is formulated as a leader-follower consensus problem. The proposed DMRC consists of the cooperative tracking error reference model and the main control system. The cooperative tracking error reference model utilizes cooperative SVFB to generate a reference control signal based on the nominal model of each vehicle. The cooperative tracking error reference is sent to the main control system as a virtual reference. The actual vehicle input consists of a nominal control signal based on the cooperative tracking error, and a synchronization input based on the cooperative disagreement error. As proposed in [2], string stability is analyzed using modified ISSS. Applying this proposed control scheme guarantees the synchronization of each follower states to the leader with bounded residual error. Furthermore, the robustness of the system under poor communication network is analyzed through simulation.

The main contributions of this paper can be summarized as follows:

- i) The proposed distributed controller guarantees stability, string stability, and consensus in the vehicle platoon while considering bounded leader input and unknown external disturbances. The restriction in [33,34] that assumes a leader with zero input is removed. Compared to [3] that requires the platoon to always be moving, DMRC is applicable during periods of zero velocity. Moreover, it is shown to be robust to communication delay and intermittent communication loss.
- ii) DMRC can be applied to vehicle platoons with any directed topology that contains at least one spanning tree with the leader as a root node. This increases the practicality and flexibility over existing methods that achieve leader-follower consensus only under undirected topologies [14,19,41] or are restricted to specific topologies, such as PF [11] or BD [23].
- iii) It is easier to implement when compared to [43], which used intermediate estimators to simultaneously estimate the disturbance and the leader input to design the decentralized control protocol.

This paper presents the details of the proposed controller, including stability, string stability, and consensus analysis. The performance of a vehicle platoon with DMRC is validated through numerical simulations.

## 2. SYSTEM DESCRIPTION

### 2.1. Vehicle platoon

A vehicle platoon consists of one leader, which is at the forefront, and  $N$ -followers, see Fig. 1. The lead vehicle generates a reference state trajectory and broadcasts information to the followers directly or indirectly. In a typical configuration, the leader does not receive any information from the followers. A follower is a controllable vehicle that implements a control protocol by utilizing relative information from the neighbors.

Spacing policies are used by platoon vehicles to determine inter-vehicular distances. Common strategies include constant spacing policy (CSP) [4], constant time heading (CTH) [11], and delay-based spacing policy [3]. This paper utilizes CSP, which is velocity-independent and maximizes road capacity.

A linearized third-order model is used to represent vehicular longitudinal dynamics as follows [4,46]:

$$\begin{aligned} \dot{p}(t) &= v(t), \\ \dot{v}(t) &= a(t), \\ \dot{a}(t) &= -\frac{1}{\tau}a(t) + \frac{1}{\tau}u(t), \end{aligned} \quad (1)$$

where  $p(t)$ ,  $v(t)$ , and  $a(t)$  are position, velocity and acceleration of the vehicle respectively.  $u(t)$  is the control input of the vehicle and  $\tau$  represents the inertial time lag of the powertrain. For readability, the time notation ( $t$ ) is omitted in the following derivations.

### 2.2. Information flow topology

In cooperative control of vehicle platoons, the information flow between vehicles is represented by a graph denoted as  $\mathcal{G}(\mathcal{V}, \mathbf{E})$ , where  $\mathcal{V} = \{v_1, v_2, \dots, v_N\}$  is a set of nodes that represents the vehicles and  $\mathbf{E} \subseteq \mathcal{V} \times \mathcal{V}$  is a set of edges representing information exchange between vehicles. The exchange of information between followers can be represented by an adjacency matrix  $\mathcal{A} = [a_{ij}] \in \mathbb{R}^{N \times N}$ .

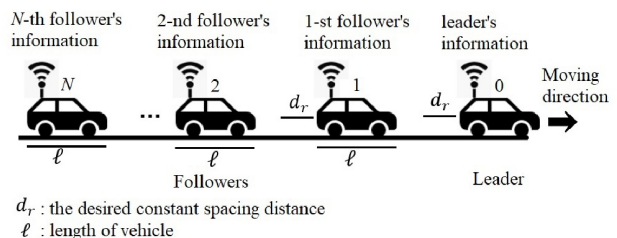


Fig. 1. A vehicle platoon with one leader and  $N$ -followers.

Each entry of the adjacency matrix has the value:  $a_{ij} = 1$  if and only if  $\{v_j, v_i\} \in \mathbf{E}$ , otherwise  $a_{ij} = 0$ . Here,  $\{v_j, v_i\} \in \mathbf{E}$  signifies that vehicle  $i$  can receive information from vehicle  $j$ . The number of neighbors that are capable of sending information to vehicle  $i$  is determined by the in-degree matrix,  $\mathbf{D} = \text{diag}\{d_{11}, d_{22}, \dots, d_{NN}\}$ , where  $d_{ii} = \sum_{j=1}^N a_{ij}$ . The Laplacian matrix  $\mathbf{L}$  is related to graph  $\mathcal{G}$  and is defined as  $\mathbf{L} = \mathbf{D} - \mathbf{A} \in \mathbb{R}^{N \times N}$  with diagonal elements  $l_{ii} = d_{ii}$  and the other elements given by  $l_{ij} = -a_{ij}$ . A pinning matrix represents the information flow from the leader to the followers and is expressed as  $\mathbf{G} = \text{diag}\{g_{11}, g_{22}, \dots, g_{NN}\}$ , where  $g_{ii} = 1$  means that follower  $i$  can receive information directly from the leader, otherwise  $g_{ii} = 0$ . A directed graph (digraph) is a graph where all edges have direction from one node to another. A digraph contains a spanning tree if there is a root node, and departing from this root, all nodes can be reached by following edge arrows. Let an augmented graph  $\tilde{\mathcal{G}}(\tilde{\mathcal{V}}, \tilde{\mathbf{E}})$  that includes the leader and all follower vehicles be defined such that  $\tilde{\mathcal{V}} = \{v_0, v_1, v_2, \dots, v_N\}$  and  $\tilde{\mathbf{E}} \subseteq \tilde{\mathcal{V}} \times \tilde{\mathcal{V}}$ .

**Assumption 1** [45]: The augmented graph  $\tilde{\mathcal{G}}$  is directed and contains at least one spanning tree with the leader as a root node.

**Lemma 1** [31,45,47]: Under Assumption 1,  $(\mathbf{L} + \mathbf{G})$  is a nonsingular  $M$ -matrix and we can define

$$\begin{aligned} \mathbf{F} &= [f_1, f_2, \dots, f_N]^T = (\mathbf{L} + \mathbf{G})^{-1} \mathbf{1}, \\ \mathbf{S} &= \text{diag} \left\{ \frac{1}{f_1}, \frac{1}{f_2}, \dots, \frac{1}{f_N} \right\}, \\ \mathbf{T} &= \mathbf{S}(\mathbf{L} + \mathbf{G}) + (\mathbf{L} + \mathbf{G})^T \mathbf{S}. \end{aligned} \quad (2)$$

Here  $\mathbf{1} = \text{col}(1, 1, \dots, 1) \in \mathbb{R}^N$ ,  $\mathbf{S} > 0$  and  $\mathbf{T} > 0$ . That is, there exists a positive diagonal matrix  $\mathbf{S}$  such that  $\mathbf{T} = \mathbf{S}(\mathbf{L} + \mathbf{G}) + (\mathbf{L} + \mathbf{G})^T \mathbf{S}$  is positive definite.

### 2.3. String stability

String stability is an important property of vehicle platoons that prevent disturbances to one vehicle from being amplified downstream along the string [48]. Feng *et al.* [39] conducted an extensive study of different definitions and analysis methods for string stability, concluding that input-to-state string stability (ISSS) is the most appropriate for vehicle platoons with a general communication topology. A recent work by Zhan *et al.* [2] proposes using modified ISSS, based on the concept of input-to-state stability (ISS) from [49], as follows

**Definition 1** [49]: A smooth storage function  $V : \mathbb{R}^n \rightarrow \mathbb{R}$  is said to be an ISS-Lyapunov function for the system  $\dot{\Delta} = f(\Delta, \mathbf{u})$  if there exist functions  $\psi_1, \psi_2, \psi_3, \psi_4 \in \mathcal{K}_\infty$  such that

$$\psi_1(\|\Delta\|) \leq V(\Delta) \leq \psi_2(\|\Delta\|), \quad (3)$$

for any  $\Delta \in \mathbb{R}^n$  and

$$\dot{V}(\Delta) \leq -\psi_3(\|\Delta\|) + \psi_4(\|\mathbf{u}\|), \quad (4)$$

for any  $\Delta \in \mathbb{R}^n$  and any  $\mathbf{u} \in \mathbb{R}^m$ .

**Lemma 2** [2,49]: A vehicle platoon is ISSS if and only if there exists a smooth ISS-Lyapunov function.

### 2.4. Problem formulation

Consider a group of vehicles with longitudinal dynamics given by (1) forming a vehicle platoon with 1-leader and  $N$ -followers. In this paper, it is assumed that all vehicles have identical nominal models. The longitudinal dynamics of the lead vehicle is

$$\dot{\mathbf{x}}_0 = \mathbf{A}\mathbf{x}_0 + \mathbf{B}\mathbf{u}_0, \quad (5)$$

where  $\mathbf{x}_0 \in \mathbb{R}^n$  is the leader's state and  $\mathbf{u}_0 \in \mathbb{R}^m$  is the leader's input that is assumed to be non-zero and bounded.  $\mathbf{A} \in \mathbb{R}^{n \times n}$  and  $\mathbf{B} \in \mathbb{R}^{n \times m}$  are the nominal system matrices,

$$\mathbf{A} = \begin{bmatrix} 0 & 1 & 0 \\ 0 & 0 & 1 \\ 0 & 0 & -\frac{1}{\tau} \end{bmatrix} \quad \text{and} \quad \mathbf{B} = \begin{bmatrix} 0 \\ 0 \\ \frac{1}{\tau} \end{bmatrix}. \quad (6)$$

The followers are subjected to unknown external disturbances and can be represented in the state-space form as [19,43]

$$\dot{\mathbf{x}}_i = \mathbf{A}\mathbf{x}_i + \mathbf{B}[\mathbf{u}_i + \mathbf{w}_i], \quad i \in \{1, 2, \dots, N\}, \quad (7)$$

where  $\mathbf{x}_i \in \mathbb{R}^n$  is the state vector,  $\mathbf{u}_i \in \mathbb{R}^m$  is the bounded control input and  $\mathbf{w}_i \in \mathbb{R}^m$  is the bounded, unknown external disturbance. The nominal system matrices,  $\mathbf{A}$  and  $\mathbf{B}$ , are the same as the leader. In this paper, the state vector of the  $i$ th vehicle is defined as  $\mathbf{x}_i = [p_i + i \cdot d_r \quad v_i \quad a_i]^T$ , where  $d_r$  is the desired constant spacing distance.

**Remark 1:** Although  $\mathbf{w}_i$  in (7) is considered an unknown external disturbance, it can also be the result of unmodeled dynamics or parametric uncertainties [3].

**Remark 2:** In this paper, it is assumed that the length of all vehicles is the same and without loss of generality can be considered as zero.

The objective is to design a distributed controller for each follower such that the global cooperative disagreement error is uniformly ultimately bounded and ISSS, and each follower synchronizes to the leader state with bounded residual error.

## 3. DISTRIBUTED MODEL REFERENCE CONTROL BASED ON COOPERATIVE TRACKING ERROR

LQR-based cooperative SVFB [33] is a viable algorithm for the leader-follower problem of homogeneous multi-agent systems when the leader is moving with a constant velocity (i.e., zero input). All followers are shown to synchronize with the leader, and this implies that the cooperative tracking error approaches zero as time goes to

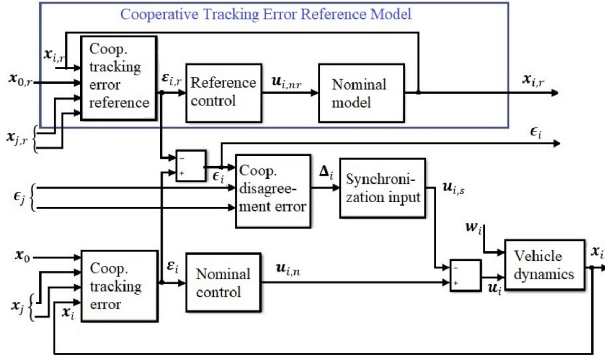


Fig. 2. Distributed model reference control for cooperative tracking.

infinity. This is the basis of the reference model utilized in this work, which extends the results to include unknown external disturbances in the followers and a leader with bounded, non-zero input.

The proposed distributed model reference control in Fig. 2 consists of the cooperative tracking error reference model and the main control system. The cooperative tracking error reference model utilizes cooperative SVFB to generate a reference control signal ( $\mathbf{u}_{i,nr}$ ) based on the nominal model of the vehicle. The cooperative tracking error reference ( $\boldsymbol{\epsilon}_{i,r}$ ) is sent to the main control system as a virtual reference. The actual vehicle input consists of a nominal control signal ( $\mathbf{u}_{i,n}$ ) based on the cooperative tracking error ( $\boldsymbol{\epsilon}_i$ ), and a synchronization input ( $\mathbf{u}_{i,s}$ ) based on the cooperative disagreement error ( $\boldsymbol{\Delta}_i$ ).

### 3.1. Cooperative tracking error reference model

The leader and follower vehicles are considered as homogenous with the same vehicular longitudinal dynamics described by a reference model

$$\dot{\mathbf{x}}_{0,r} = \mathbf{A}\mathbf{x}_{0,r}, \quad (8)$$

$$\dot{\mathbf{x}}_{i,r} = \mathbf{A}\mathbf{x}_{i,r} + \mathbf{B}\mathbf{u}_{i,nr}, \quad i \in \{1, 2, \dots, N\}, \quad (9)$$

where  $\mathbf{x}_{0,r} \in \mathbb{R}^n$  and  $\mathbf{x}_{i,r} \in \mathbb{R}^n$  are the reference states of the leader and followers respectively.  $\mathbf{u}_{i,nr} \in \mathbb{R}^m$  is the control input of the  $i$ th vehicle based on the reference model. Since there are no input signals in (8), the leader moves with constant velocity.  $\mathbf{A}$  and  $\mathbf{B}$  are the nominal system matrices described in (6).

The nominal controller of the reference model is obtained using LQR-based cooperative SVFB control according to [33]

$$\mathbf{u}_{i,nr} = c_1 \mathbf{K}\boldsymbol{\epsilon}_{i,r}, \quad (10)$$

where  $c_1$  is a scalar coupling gain,  $\mathbf{K} \in \mathbb{R}^{m \times n}$  is the feedback gain matrix, and  $\boldsymbol{\epsilon}_{i,r} \in \mathbb{R}^n$  is the cooperative tracking

error reference defined as

$$\boldsymbol{\epsilon}_{i,r} = \sum_{j=1}^N a_{ij} (\mathbf{x}_{j,r} - \mathbf{x}_{i,r}) + g_{ii} (\mathbf{x}_{0,r} - \mathbf{x}_{i,r}). \quad (11)$$

The feedback gain matrix can be chosen as

$$\mathbf{K} = \mathbf{R}^{-1} \mathbf{B}^T \mathbf{P}. \quad (12)$$

$\mathbf{P}$  is a solution of the algebraic Riccati equation (ARE)

$$0 = \mathbf{A}^T \mathbf{P} + \mathbf{P}\mathbf{A} + \mathbf{Q} - \mathbf{P}\mathbf{B}\mathbf{R}^{-1} \mathbf{B}^T \mathbf{P}, \quad (13)$$

where  $\mathbf{Q} = \mathbf{Q}^T \in \mathbb{R}^{n \times n} > 0$  and  $\mathbf{R} = \mathbf{R}^T \in \mathbb{R}^{m \times m} > 0$ . By substituting the control law (10) into (9), the closed-loop reference model of the  $i$ th vehicle becomes

$$\dot{\mathbf{x}}_{i,r} = \mathbf{A}\mathbf{x}_{i,r} + c_1 \mathbf{B}\mathbf{K} \left\{ \sum_{j=1}^N a_{ij} (\mathbf{x}_{j,r} - \mathbf{x}_{i,r}) + g_{ii} (\mathbf{x}_{0,r} - \mathbf{x}_{i,r}) \right\}. \quad (14)$$

**Remark 3:** The cooperative tracking error reference  $\boldsymbol{\epsilon}_{i,r}$  will be used as a virtual reference by each follower to achieve synchronization.

### 3.2. Main control system

The actual vehicular dynamics are given by (5) and (7). The control input to the  $i$ th vehicle is defined as

$$\mathbf{u}_i = \mathbf{u}_{i,n} - \mathbf{u}_{i,s}, \quad (15)$$

where  $\mathbf{u}_{i,n} \in \mathbb{R}^m$  is the nominal control signal and  $\mathbf{u}_{i,s} \in \mathbb{R}^m$  is the synchronization input given by

$$\mathbf{u}_{i,n} = c_1 \mathbf{K}\boldsymbol{\epsilon}_i, \quad (16)$$

$$\mathbf{u}_{i,s} = c_2 \mathbf{K}\boldsymbol{\Delta}_i. \quad (17)$$

Here,  $\boldsymbol{\epsilon}_i \in \mathbb{R}^n$  is the cooperative tracking error and  $\boldsymbol{\Delta}_i \in \mathbb{R}^n$  is the cooperative disagreement error as follows:

$$\boldsymbol{\epsilon}_i = \sum_{j=1}^N a_{ij} (\mathbf{x}_j - \mathbf{x}_i) + g_{ii} (\mathbf{x}_0 - \mathbf{x}_i), \quad (18)$$

and

$$\boldsymbol{\Delta}_i = \sum_{j=1}^N a_{ij} (\boldsymbol{\epsilon}_j - \boldsymbol{\epsilon}_i) - g_{ii} \boldsymbol{\epsilon}_i, \quad (19)$$

where  $\boldsymbol{\epsilon}_i \in \mathbb{R}^n$  is the disagreement error of (18) with the virtual reference (11), defined as

$$\boldsymbol{\epsilon}_i = \boldsymbol{\epsilon}_i - \boldsymbol{\epsilon}_{i,r}. \quad (20)$$

The feedback gain matrix  $\mathbf{K}$  is designed according to (12). The conditions on the coupling gains  $c_1$  and  $c_2$  will be

established later. The closed-loop system of the  $i$ th vehicle can be obtained by substituting control input (15) into (7),

$$\begin{aligned} \dot{\mathbf{x}}_i = & \mathbf{A}\mathbf{x}_i + c_1 \mathbf{BK} \left( \sum_{j=1}^N a_{ij} (\mathbf{x}_j - \mathbf{x}_i) + g_{ii} (\mathbf{x}_0 - \mathbf{x}_i) \right) \\ & - c_2 \mathbf{BK} \left( \sum_{j=1}^N a_{ij} (\boldsymbol{\epsilon}_j - \boldsymbol{\epsilon}_i) - g_{ii} \boldsymbol{\epsilon}_i \right) + \mathbf{B}\mathbf{w}_i. \end{aligned} \quad (21)$$

**Remark 4:** All followers exchange information to connected vehicles that includes: reference state ( $\mathbf{x}_{i,r}$ ), actual state ( $\mathbf{x}_i$ ), and disagreement error ( $\boldsymbol{\epsilon}_i$ ), as shown in Fig. 2. The leader only sends its reference state ( $\mathbf{x}_{0,r}$ ) and actual state ( $\mathbf{x}_0$ ) to connected vehicles. The reference states can be treated as virtual state references.

**Remark 5:** Setting the coupling gain  $c_2 = 0$  reduces the algorithm to conventional LQR-based cooperative SVFB.

**Remark 6:** The synchronization input signal ( $\mathbf{u}_{i,s}$ ) and cooperative disagreement error ( $\boldsymbol{\Delta}_i$ ) remove the condition that all followers must be directly connected to the leader and allows for time-varying velocity. The proposed controller is therefore applicable to any directed topology, as long as Assumption 1 is satisfied. This is the main novelty of the proposed controller.

## 4. STABILITY ANALYSIS

To conduct stability analysis, all dynamics of the vehicle platoon are re-defined using global notations.

### 4.1. Global cooperative tracking error reference model

The global representation of the leader reference model is

$$\dot{\mathbf{x}}_{0,r} = (\mathbf{I}_N \otimes \mathbf{A}) \mathbf{x}_{0,r}, \quad (22)$$

where  $\mathbf{x}_{0,r} = \text{col}(\mathbf{x}_{0,r}, \mathbf{x}_{0,r}, \dots, \mathbf{x}_{0,r}) \in \mathbb{R}^{nN}$  and  $\mathbf{I}_N \in \mathbb{R}^{N \times N}$  is the identity matrix.  $\otimes$  represents the Kronecker product.

The global closed-loop reference model is given by

$$\begin{aligned} \dot{\mathbf{x}}_r = & (\mathbf{I}_N \otimes \mathbf{A} - c_1 (\mathbf{L} + \mathbf{G}) \otimes \mathbf{BK}) \mathbf{x}_r \\ & + (c_1 (\mathbf{L} + \mathbf{G}) \otimes \mathbf{BK}) \mathbf{x}_{0,r}, \end{aligned} \quad (23)$$

where  $\mathbf{x}_r = \text{col}(\mathbf{x}_{1,r}, \mathbf{x}_{2,r}, \dots, \mathbf{x}_{N,r}) \in \mathbb{R}^{mN}$ , while  $\mathbf{L}$  and  $\mathbf{G}$  are the Laplacian and pinning gain matrices associated with the topology.

Denote the global tracking error of each follower with respect to the leader reference model as  $\mathbf{e}_r = \mathbf{x}_r - \mathbf{x}_{0,r}$ , where  $\mathbf{e}_r = \text{col}(\mathbf{e}_{1,r}, \mathbf{e}_{2,r}, \dots, \mathbf{e}_{N,r}) \in \mathbb{R}^{mN}$ . The global tracking error dynamics for the reference model can be represented by

$$\dot{\mathbf{e}}_r = (\mathbf{I}_N \otimes \mathbf{A} - c_1 (\mathbf{L} + \mathbf{G}) \otimes \mathbf{BK}) \mathbf{e}_r. \quad (24)$$

The global cooperative tracking error reference is defined as  $\boldsymbol{\epsilon}_r = -((\mathbf{L} + \mathbf{G}) \otimes \mathbf{I}_n) \mathbf{e}_r$ , where  $\boldsymbol{\epsilon}_r = \text{col}(\boldsymbol{\epsilon}_{1,r}, \boldsymbol{\epsilon}_{2,r}, \dots,$

$\boldsymbol{\epsilon}_{N,r}) \in \mathbb{R}^{nN}$  and  $\mathbf{I}_n \in \mathbb{R}^{n \times n}$  is the identity matrix. This results in

$$\dot{\boldsymbol{\epsilon}}_r = (\mathbf{I}_N \otimes \mathbf{A} - c_1 (\mathbf{L} + \mathbf{G}) \otimes \mathbf{BK}) \boldsymbol{\epsilon}_r. \quad (25)$$

### 4.2. Global control system

The global dynamics of the leader is represented as

$$\dot{\mathbf{x}}_0 = (\mathbf{I}_N \otimes \mathbf{A}) \mathbf{x}_0 + (\mathbf{I}_N \otimes \mathbf{B}) \mathbf{u}_0, \quad (26)$$

where  $\mathbf{x}_0 = \text{col}(\mathbf{x}_0, \mathbf{x}_0, \dots, \mathbf{x}_0) \in \mathbb{R}^{nN}$  and  $\mathbf{u}_0 = \text{col}(\mathbf{u}_0, \mathbf{u}_0, \dots, \mathbf{u}_0) \in \mathbb{R}^{mN}$ .

The global closed-loop system becomes

$$\begin{aligned} \dot{\mathbf{x}} = & (\mathbf{I}_N \otimes \mathbf{A} - c_1 (\mathbf{L} + \mathbf{G}) \otimes \mathbf{BK}) \mathbf{x} \\ & + (c_1 (\mathbf{L} + \mathbf{G}) \otimes \mathbf{BK}) \mathbf{x}_0 \\ & - (c_2 (\mathbf{L} + \mathbf{G})^2 \otimes \mathbf{BK}) \mathbf{x} \\ & + (c_2 (\mathbf{L} + \mathbf{G})^2 \otimes \mathbf{BK}) \mathbf{x}_0 \\ & + (c_2 (\mathbf{L} + \mathbf{G})^2 \otimes \mathbf{BK}) \mathbf{x}_r \\ & - (c_2 (\mathbf{L} + \mathbf{G})^2 \otimes \mathbf{BK}) \mathbf{x}_{0,r} + (\mathbf{I}_N \otimes \mathbf{B}) \mathbf{w}, \end{aligned} \quad (27)$$

where  $\mathbf{x} = \text{col}(\mathbf{x}_1, \mathbf{x}_2, \dots, \mathbf{x}_N) \in \mathbb{R}^{nN}$  and  $\mathbf{w} = \text{col}(\mathbf{w}_1, \mathbf{w}_2, \dots, \mathbf{w}_N) \in \mathbb{R}^{mN}$ .

Denote the global tracking error of followers with respect to the leader as  $\mathbf{e} = \mathbf{x} - \mathbf{x}_0$ , where  $\mathbf{e} = \text{col}(\mathbf{e}_1, \mathbf{e}_2, \dots, \mathbf{e}_N) \in \mathbb{R}^{nN}$ . Then, the global tracking error dynamics with respect to the leader is

$$\begin{aligned} \dot{\mathbf{e}} = & (\mathbf{I}_N \otimes \mathbf{A} - c_1 (\mathbf{L} + \mathbf{G}) \otimes \mathbf{BK}) \mathbf{e} \\ & - (c_2 (\mathbf{L} + \mathbf{G})^2 \otimes \mathbf{BK}) \mathbf{e} \\ & + (c_2 (\mathbf{L} + \mathbf{G})^2 \otimes \mathbf{BK}) \mathbf{e}_r \\ & + (\mathbf{I}_N \otimes \mathbf{B}) [\mathbf{w} - \mathbf{u}_0]. \end{aligned} \quad (28)$$

Let the global cooperative tracking error be defined as  $\boldsymbol{\epsilon} = -((\mathbf{L} + \mathbf{G}) \otimes \mathbf{I}_n) \mathbf{e}$ , where  $\boldsymbol{\epsilon} = \text{col}(\boldsymbol{\epsilon}_1, \boldsymbol{\epsilon}_2, \dots, \boldsymbol{\epsilon}_N) \in \mathbb{R}^{nN}$ . The global cooperative tracking error dynamics becomes

$$\begin{aligned} \dot{\boldsymbol{\epsilon}} = & (\mathbf{I}_N \otimes \mathbf{A} - c_1 (\mathbf{L} + \mathbf{G}) \otimes \mathbf{BK}) \boldsymbol{\epsilon} \\ & - (c_2 (\mathbf{L} + \mathbf{G})^2 \otimes \mathbf{BK}) \boldsymbol{\epsilon} \\ & + (c_2 (\mathbf{L} + \mathbf{G})^2 \otimes \mathbf{BK}) \boldsymbol{\epsilon}_r \\ & - ((\mathbf{L} + \mathbf{G}) \otimes \mathbf{B}) [\mathbf{w} - \mathbf{u}_0]. \end{aligned} \quad (29)$$

Similarly, let the global disagreement error be given as  $\boldsymbol{\epsilon} = -((\mathbf{L} + \mathbf{G}) \otimes \mathbf{I}_n) \mathbf{e} + ((\mathbf{L} + \mathbf{G}) \otimes \mathbf{I}_n) \mathbf{e}_r$ , where  $\boldsymbol{\epsilon} = \text{col}(\boldsymbol{\epsilon}_1, \boldsymbol{\epsilon}_2, \dots, \boldsymbol{\epsilon}_N) \in \mathbb{R}^{nN}$ . The global disagreement error dynamics is

$$\dot{\boldsymbol{\epsilon}} = -((\mathbf{L} + \mathbf{G}) \otimes \mathbf{I}_n) \dot{\boldsymbol{\epsilon}} + ((\mathbf{L} + \mathbf{G}) \otimes \mathbf{I}_n) \dot{\boldsymbol{\epsilon}}_r. \quad (30)$$

Defining the global cooperative disagreement error  $\Delta$  as  $\Delta = -((\mathbf{L} + \mathbf{G}) \otimes \mathbf{I}_n) \boldsymbol{\epsilon}$ , where  $\Delta = \text{col}(\Delta_1, \Delta_2, \dots, \Delta_N) \in \mathbb{R}^{nN}$ . Then

$$\begin{aligned} \dot{\Delta} &= (\mathbf{I}_N \otimes \mathbf{A} - c_1 (\mathbf{L} + \mathbf{G}) \otimes \mathbf{BK}) \Delta \\ &\quad - (c_2 (\mathbf{L} + \mathbf{G})^2 \otimes \mathbf{BK}) \Delta \\ &\quad + ((\mathbf{L} + \mathbf{G})^2 \otimes \mathbf{B}) [\underline{\mathbf{w}} - \underline{\mathbf{u}}_0]. \end{aligned} \quad (31)$$

#### 4.3. Main stability result

**Theorem 1:** Consider a vehicle platoon where the leader and followers are described by the dynamics in (5) and (7), and a network topology that satisfies Assumption 1. The reference model of each vehicle is specified according to (8) and (9), with a reference controller (10). By applying the distributed controller (15) with feedback gain  $\mathbf{K}$  as in (12), and selecting the coupling gains such that

$$c_1 \geq \frac{1}{\min_{i=1 \dots N} (f_i \lambda_i)}, \quad (32)$$

and  $c_2 \geq 0$ , where  $\lambda_i$  is the  $i$ th eigenvalue of matrix  $\mathbf{T}$ , and  $f_i$  is the  $i$ th row of column vector  $\mathbf{F}$  defined in (2), then the global cooperative disagreement error ( $\Delta$ ) is uniformly ultimately bounded and ISSS. The global tracking error of the followers with respect to the leader ( $\mathbf{e}$ ) satisfies

$$\lim_{t \rightarrow \infty} \|\mathbf{e}\| \leq \alpha, \quad (33)$$

where  $\alpha \in \mathbb{R}^+$  is some constant value.

**Proof:** Partly inspired by [31], the Lyapunov candidate function is chosen as

$$V = \Delta^T (\mathbf{S} \otimes \mathbf{P}) \Delta. \quad (34)$$

It can be shown that

$$\underline{\sigma}(\mathbf{S}) \underline{\sigma}(\mathbf{P}) \|\Delta\|^2 \leq V \leq \overline{\sigma}(\mathbf{S}) \overline{\sigma}(\mathbf{P}) \|\Delta\|^2, \quad (35)$$

where  $\underline{\sigma}(\cdot)$  and  $\overline{\sigma}(\cdot)$  are the minimum and maximum singular values, respectively. The time derivative of  $V$  along the global cooperative disagreement error dynamics (31) is

$$\begin{aligned} \dot{V} &= \Delta^T \left[ \mathbf{S} \otimes (\mathbf{PA} + \mathbf{A}^T \mathbf{P}) \right. \\ &\quad - c_1 (\mathbf{S} (\mathbf{L} + \mathbf{G}) + (\mathbf{L} + \mathbf{G})^T \mathbf{S}) \otimes \mathbf{PBK} \Big] \Delta \\ &\quad - 2c_2 \Delta^T \left[ \mathbf{S} (\mathbf{L} + \mathbf{G})^2 \otimes \mathbf{PBK} \right] \Delta \\ &\quad - 2\Delta^T \left( \mathbf{S} (\mathbf{L} + \mathbf{G})^2 \otimes \mathbf{PB} \right) (\underline{\mathbf{w}} - \underline{\mathbf{u}}_0). \end{aligned} \quad (36)$$

Substituting (2) and (12) into (36) gives

$$\begin{aligned} \dot{V} &= \Delta^T \left[ \mathbf{S} \otimes (\mathbf{PA} + \mathbf{A}^T \mathbf{P}) \right. \\ &\quad \left. - c_1 \mathbf{T} \otimes \mathbf{PBR}^{-1} \mathbf{B}^T \mathbf{P} \right] \Delta \end{aligned}$$

$$\begin{aligned} &\quad - 2c_2 \Delta^T \left[ \mathbf{S} (\mathbf{L} + \mathbf{G})^2 \otimes \mathbf{PBR}^{-1} \mathbf{B}^T \mathbf{P} \right] \Delta \\ &\quad - 2\Delta^T \left( \mathbf{S} (\mathbf{L} + \mathbf{G})^2 \otimes \mathbf{PB} \right) (\underline{\mathbf{w}} - \underline{\mathbf{u}}_0). \end{aligned} \quad (37)$$

From Lemma 1,  $\mathbf{T}$  is positive definite and thus there exists a unitary matrix  $\mathbf{J}$  such that  $\mathbf{J}^T \mathbf{T} \mathbf{J} = \text{diag}\{\lambda_1, \lambda_2, \dots, \lambda_N\}$ . Using this property, (37) can be represented as

$$\begin{aligned} \dot{V} &= \sum_{i=1}^N s_i \Delta_i^T \left[ \mathbf{PA} + \mathbf{A}^T \mathbf{P} \right. \\ &\quad \left. - c_1 f_i \lambda_i \mathbf{PBR}^{-1} \mathbf{B}^T \mathbf{P} \right] \Delta_i \\ &\quad - 2c_2 \Delta^T \left[ \mathbf{S} (\mathbf{L} + \mathbf{G})^2 \otimes \mathbf{PBR}^{-1} \mathbf{B}^T \mathbf{P} \right] \Delta \\ &\quad - 2\Delta^T \left( \mathbf{S} (\mathbf{L} + \mathbf{G})^2 \otimes \mathbf{PB} \right) (\underline{\mathbf{w}} - \underline{\mathbf{u}}_0). \end{aligned} \quad (38)$$

By choosing  $c_1$  as defined in (32) and  $c_2 \geq 0$ , it follows that

$$\begin{aligned} \dot{V} &\leq \sum_{i=1}^N s_i \Delta_i^T \left[ \mathbf{PA} + \mathbf{A}^T \mathbf{P} - \mathbf{PBR}^{-1} \mathbf{B}^T \mathbf{P} \right] \Delta_i \\ &\quad - 2\Delta^T \left( \mathbf{S} (\mathbf{L} + \mathbf{G})^2 \otimes \mathbf{PB} \right) (\underline{\mathbf{w}} - \underline{\mathbf{u}}_0). \end{aligned} \quad (39)$$

As  $\mathbf{u}_0$  and  $\mathbf{w}_i$  are bounded, there exists a positive constant such that  $\|\underline{\mathbf{u}}_0\| \leq \beta \in \mathbb{R}$  and  $\|\underline{\mathbf{w}}\| \leq \omega \in \mathbb{R}$ . Considering (13), (39) can further be written as

$$\begin{aligned} \dot{V} &\leq - \min_{i=1, \dots, N} (s_i) \underline{\sigma}(\mathbf{Q}) \|\Delta\|^2 \\ &\quad + 2\overline{\sigma}(\mathbf{S}) \overline{\sigma} \left( (\mathbf{L} + \mathbf{G})^2 \right) \overline{\sigma}(\mathbf{PB}) \vartheta \|\Delta\|, \end{aligned} \quad (40)$$

where

$$\vartheta = \beta + \omega. \quad (41)$$

Equation (40) can be expressed as

$$\dot{V} \leq -aV + b\sqrt{V}, \quad (42)$$

where

$$a = \frac{\min_{i=1, \dots, N} (s_i) \underline{\sigma}(\mathbf{Q})}{\overline{\sigma}(\mathbf{S}) \overline{\sigma}(\mathbf{P})}, \quad (43)$$

and

$$b = \frac{2\overline{\sigma}(\mathbf{S}) \overline{\sigma} \left( (\mathbf{L} + \mathbf{G})^2 \right) \overline{\sigma}(\mathbf{PB}) \vartheta}{\sqrt{\overline{\sigma}(\mathbf{S}) \overline{\sigma}(\mathbf{P})}}. \quad (44)$$

Let

$$z = \sqrt{V} = \sqrt{\overline{\sigma}(\mathbf{S}) \overline{\sigma}(\mathbf{P})} \|\Delta\|, \quad (45)$$

then

$$\dot{z} = \frac{\dot{V}}{2\sqrt{V}} = -\frac{a\sqrt{V}}{2} + \frac{b}{2} \leq -\frac{a}{2}z + \frac{b}{2}. \quad (46)$$

The solution of  $z$  is

$$z \leq \frac{b}{a} + e^{-\frac{at}{2}} \left( z_0 - \frac{b}{a} \right). \quad (47)$$

It is seen that  $z$  is bounded by  $b/a$  as  $t \rightarrow \infty$ . Taking the limit of (47) yields

$$\lim_{t \rightarrow \infty} z \leq \lim_{t \rightarrow \infty} \left( \frac{b}{a} + e^{-\frac{at}{2}} \left( z_0 - \frac{b}{a} \right) \right). \quad (48)$$

Substituting (45) into (48),

$$\lim_{t \rightarrow \infty} \|\Delta\| \leq \frac{b}{a\sqrt{\bar{\sigma}(\mathbf{S})\bar{\sigma}(\mathbf{P})}} = \gamma, \quad (49)$$

where

$$\gamma = \frac{2\bar{\sigma}(\mathbf{S})\bar{\sigma}((\mathbf{L}+\mathbf{G})^2)\bar{\sigma}(\mathbf{PB})\vartheta}{\min_{i=1,\dots,N}(s_i)\underline{\sigma}(\mathbf{Q})}. \quad (50)$$

From (40), the following condition

$$\|\Delta\| \geq \frac{2\bar{\sigma}(\mathbf{S})\bar{\sigma}((\mathbf{L}+\mathbf{G})^2)\bar{\sigma}(\mathbf{PB})\vartheta}{\min_{i=1,\dots,N}(s_i)\underline{\sigma}(\mathbf{Q})} = \gamma, \quad (51)$$

renders  $\dot{V} \leq 0$ . By considering (35), (40), and (51) the solution of  $\Delta$  is uniformly ultimately bounded [50]. According to Definition 1, (34) is therefore an ISS-Lyapunov function with

$$\begin{cases} \psi_1(\|\Delta\|) = \underline{\sigma}(\mathbf{S})\underline{\sigma}(\mathbf{P})\|\Delta\|^2, \\ \psi_2(\|\Delta\|) = \bar{\sigma}(\mathbf{S})\bar{\sigma}(\mathbf{P})\|\Delta\|^2, \\ \psi_3(\|\Delta\|) = \min_{i=1,\dots,N}(s_i)\underline{\sigma}(\mathbf{Q})\|\Delta\|^2, \\ \psi_4(\|\mathbf{u}\|) = \frac{(2\bar{\sigma}(\mathbf{S})\bar{\sigma}((\mathbf{L}+\mathbf{G})^2)\bar{\sigma}(\mathbf{PB}))^2}{\min_{i=1,\dots,N}(s_i)\underline{\sigma}(\mathbf{Q})}\vartheta^2, \end{cases} \quad (52)$$

where  $\vartheta$  is the augmented bound of the leader input and disturbances as given in (41). From Lemma 2,  $\Delta$  is considered to be ISSS.

The relationship between  $\|\epsilon\|$  and  $\|\Delta\|$  is as follows:

$$\|\epsilon\| = \left\| ((\mathbf{L}+\mathbf{G}) \otimes \mathbf{I}_n)^{-1} \Delta \right\| \leq \frac{\|\Delta\|}{\underline{\sigma}(\mathbf{L}+\mathbf{G})}. \quad (53)$$

Alternatively,

$$\|\epsilon\| \leq \frac{2\bar{\sigma}(\mathbf{S})\bar{\sigma}((\mathbf{L}+\mathbf{G})^2)\bar{\sigma}(\mathbf{PB})\vartheta}{\min_{i=1,\dots,N}(s_i)\underline{\sigma}(\mathbf{Q})\underline{\sigma}(\mathbf{L}+\mathbf{G})}. \quad (54)$$

From the reference model and according to [33], it is guaranteed that all follower states synchronize to the leader

state. It is implied that  $\epsilon_r = \mathbf{0}$ , therefore  $\epsilon = \epsilon$  and the relationship between  $\|\epsilon\|$  and  $\|\mathbf{e}\|$  becomes

$$\|\mathbf{e}\| = \left\| ((\mathbf{L}+\mathbf{G}) \otimes \mathbf{I}_n)^{-1} \epsilon \right\| \leq \frac{\|\epsilon\|}{\underline{\sigma}(\mathbf{L}+\mathbf{G})}. \quad (55)$$

Thus, the tracking error  $\mathbf{e}$  satisfies (33) with

$$\alpha = \frac{2\bar{\sigma}(\mathbf{S})\bar{\sigma}((\mathbf{L}+\mathbf{G})^2)\bar{\sigma}(\mathbf{PB})\vartheta}{\min_{i=1,\dots,N}(s_i)\underline{\sigma}(\mathbf{Q})\underline{\sigma}(\mathbf{L}+\mathbf{G})^2}. \quad (56)$$

This completes the proof.  $\square$

## 5. SIMULATION RESULTS

The performance and effectiveness of the proposed DMRC is analyzed by considering a vehicle platoon with a TPF topology as shown in Fig. 3. It is noted that DMRC can be applied to any directed topology satisfying Assumption 1 with similar results. The platoon consists of one lead vehicle (orange) and five followers (gray). The Laplacian and pinning gain matrices associated with this topology are shown in Table 1, while the parameters used in the simulation are given in Table 2.

The nominal controller is designed using LQR, resulting in the matrix  $\mathbf{P}$  and feedback gain  $\mathbf{K}$  as follows:

$$\mathbf{P} = \begin{bmatrix} 1.8324 & 1.1789 & 0.0791 \\ 1.1789 & 2.0811 & 0.1449 \\ 0.0791 & 0.1449 & 0.0682 \end{bmatrix}, \quad (57)$$

$$\mathbf{K} = [3.1623 \quad 5.7946 \quad 2.7279]. \quad (58)$$

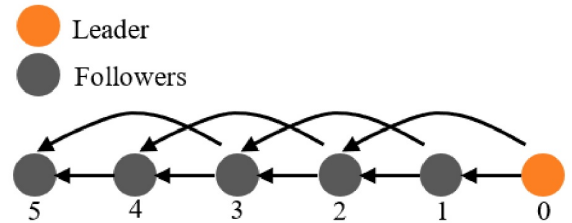


Fig. 3. Vehicle platoon with TPF topology.

Table 1. Laplacian and pinning gain matrices (TPF).

Laplacian matrix, $\mathbf{L}$	Pinning gain matrix, $\mathbf{G}$
$\begin{bmatrix} 0 & 0 & 0 & 0 & 0 \\ -1 & 1 & 0 & 0 & 0 \\ -1 & -1 & 2 & 0 & 0 \\ 0 & -1 & -1 & 2 & 0 \\ 0 & 0 & -1 & -1 & 2 \end{bmatrix}$	$\begin{bmatrix} 1 & 0 & 0 & 0 & 0 \\ 0 & 1 & 0 & 0 & 0 \\ 0 & 0 & 0 & 0 & 0 \\ 0 & 0 & 0 & 0 & 0 \\ 0 & 0 & 0 & 0 & 0 \end{bmatrix}$

Table 2. Simulation parameters.

$\tau$	$d_r$	$\mathbf{Q}$	$\mathbf{R}$
0.25 s	5 m	$\text{diag}\{1, 1, 1\}$	0.1



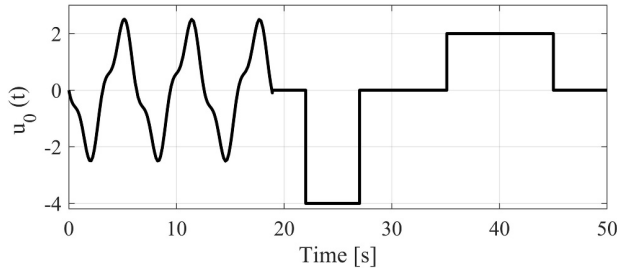


Fig. 4. Bounded, time-varying leader input.

Table 3. Initial condition of vehicles.

Vehicle ( $i$ )	$p_i(0)$ [m]	$v_i(0)$ [m/s]	$a_i(0)$ [m/s <sup>2</sup> ]
0	60	20	0
1	40	18	0
2	25	19	0
3	17	22	0
4	10	21	0
5	0	17	0

To simulate various traffic conditions, the leader is given a bounded, time-varying input as shown in Fig. 4. Each of the five follower vehicles are subjected to different unknown external disturbances and parametric uncertainties defined as

$$\begin{cases} \mathbf{w}_1(t) = -0.67a_1(t) + 0.5 \cos(0.5\pi t) \sin(0.3\pi t), \\ \mathbf{w}_2(t) = 0.17a_2(t) + 2 + \sin(0.5\pi t), \\ \mathbf{w}_3(t) = 0.286a_3(t) + 2.7 \sin(0.2\pi t), \\ \mathbf{w}_4(t) = 0.2a_4(t) + 2 \sin(0.25\pi t), \\ \mathbf{w}_5(t) = 0.21a_5(t) + \sin(0.4\pi t). \end{cases} \quad (59)$$

The initial position, velocity, and acceleration of all vehicles are shown in Table 3.

### 5.1. Conventional LQR-based cooperative SVFB

The objective of this simulation is to show the drawback when applying only nominal control to the vehicle platoon if the leader has bounded, non-zero input and the followers experience unknown external disturbances. Nominal control can be applied by setting the coupling gain  $c_2 = 0$ , which results in conventional LQR-based cooperative SVFB. The coupling gain  $c_1 = 1.5$  satisfies (32).

The simulation results in Fig. 5 show that the followers are not synchronized to the leader due to unknown external disturbances and time-varying leader input. The tracking errors in Fig. 6 demonstrate that during  $10 < t \leq 50$  s, the error is bounded between minimum and maximum values as shown in Table 4. Due to external disturbances, the followers cannot synchronize to the leader's state even when the leader moves at constant velocity.

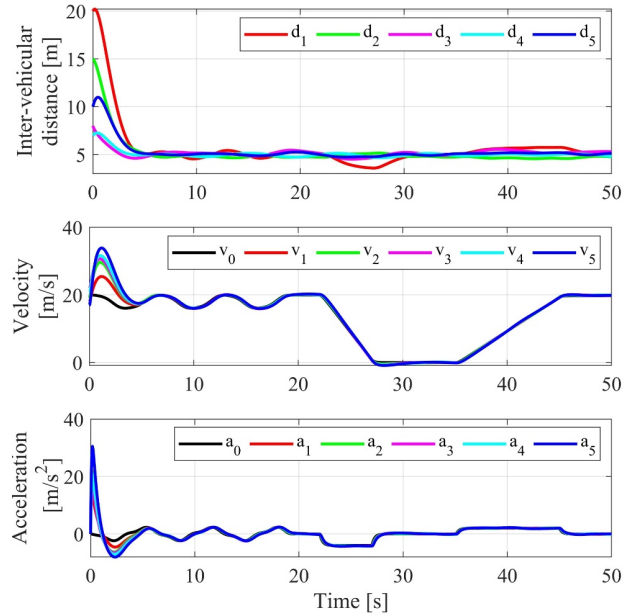


Fig. 5. The inter-vehicular distance, velocity, and acceleration of platoon vehicles (conventional control).

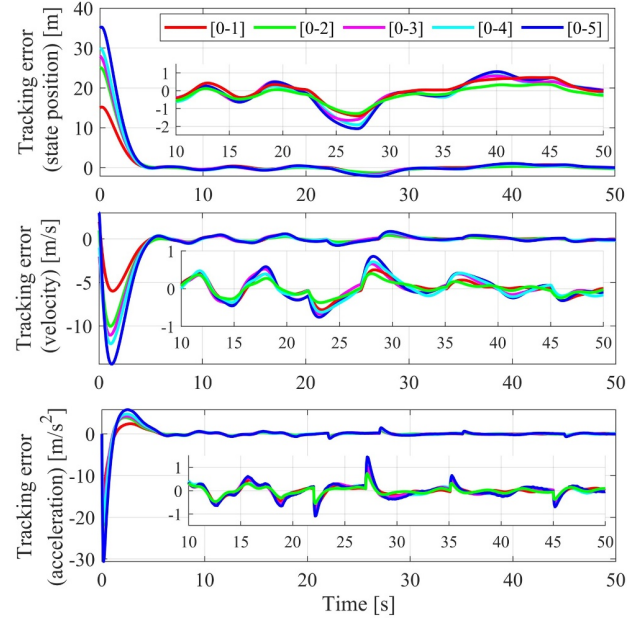


Fig. 6. The tracking error ( $e_i$ ) of each follower vehicle with respect to the leader (conventional control).

### 5.2. Distributed model reference control (DMRC)

The objective of this simulation is to show the effectiveness of DMRC for a vehicle platoon operating under the same conditions. The control protocol (15) is implemented with coupling gains  $c_1 = 1.5$  and  $c_2 = 100$ , which satisfies (32). The simulation results are shown in Figs. 7 and 8.

From Fig. 7, it is seen that the followers achieve synchronization to the leader's state, both when moving at

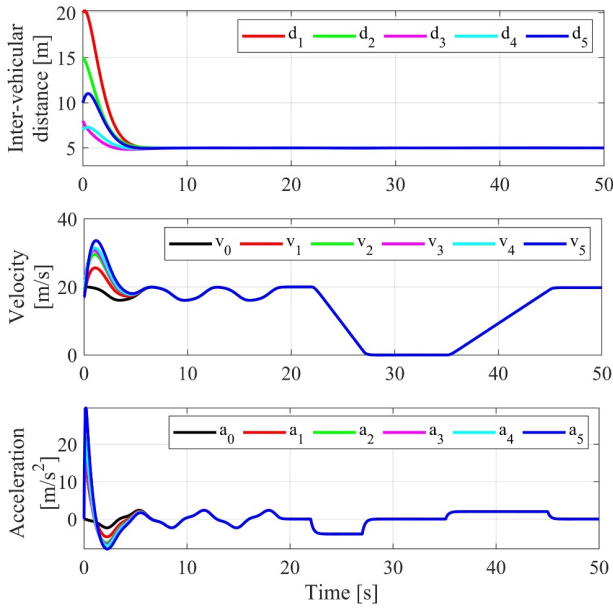


Fig. 7. The inter-vehicular distance, velocity, and acceleration of platoon vehicles (DMRC).

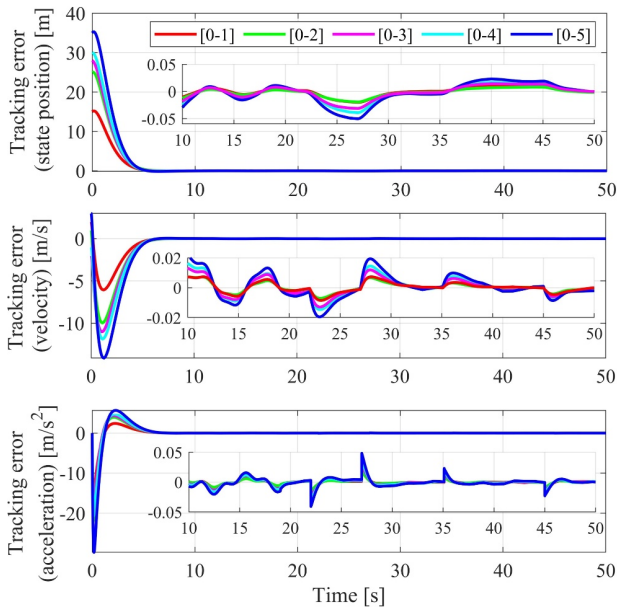


Fig. 8. The tracking error ( $e_i$ ) of each follower vehicle with respect to the leader (DMRC).

time-varying and constant velocities, resulting in small residual errors as shown in Fig. 8. Table 4 compares the error between conventional LQR-based cooperative SVFB and the proposed DMRC.

The cooperative disagreement error for each vehicle ( $\Delta_i$ ) is shown in Fig. 9. Compared to conventional cooperative SVFB, DMRC produces significantly smaller bounded cooperative disagreement error, as shown in Table 5.

Table 4. Comparison of tracking error  $e$  between conventional control and the proposed DMRC.

Tracking error $10 < t \leq 50$ s	Conventional $c_1 = 1.5, c_2 = 0$		DMRC $c_1 = 1.5, c_2 = 100$	
	min	max	min	max
Distance [m]	-2.13	1.08	-0.05	0.02
Velocity [m/s]	-0.75	0.86	-0.02	0.02
Acceleration [m/s <sup>2</sup> ]	-1.09	1.45	-0.04	0.5

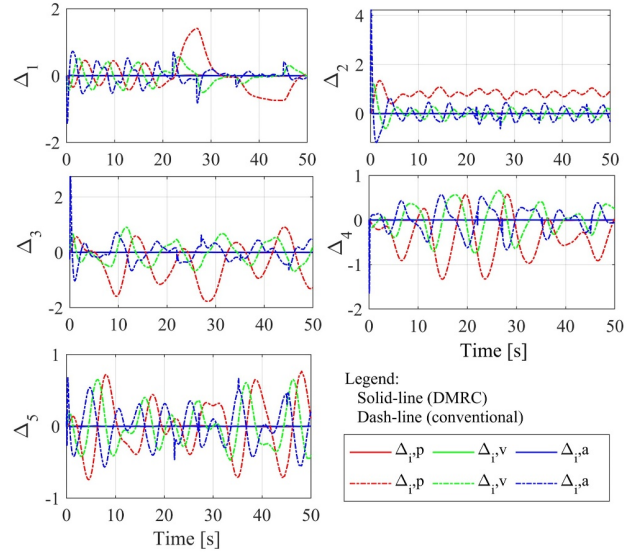


Fig. 9. The cooperative disagreement error ( $\Delta_i$ ).

Table 5. Comparison of cooperative disagreement error  $\Delta_i$  between conventional control and the proposed DMRC.

$\Delta_i (t > 10$ s)	Conventional $c_1 = 1.5, c_2 = 0$		DMRC $c_1 = 1.5, c_2 = 100$	
	min	max	min	max
$\Delta_1$	-1.42	1.42	-0.03	0.02
$\Delta_2$	-1.18	4.22	-0.02	0.02
$\Delta_3$	-1.77	2.74	-0.01	0.02
$\Delta_4$	-1.64	0.66	-0.02	0.01
$\Delta_5$	-0.74	0.77	-0.02	0.02

The comparison of the control signal profile between conventional LQR-based cooperative SVFB and the proposed DMRC can be seen in Fig. 10. It is noted that DMRC is more responsive in handling the effects of disturbances and non-zero leader input, exhibiting faster anticipatory actions. The two coupling gains  $c_1$  and  $c_2$  offer the advantage of reducing control efforts during the initial transient period, where  $c_1$  is responsible for the response time of all followers in tracking the leader based on the nominal model and  $c_2$  acts to attenuate the error caused by external disturbances to the followers and bounded leader input.

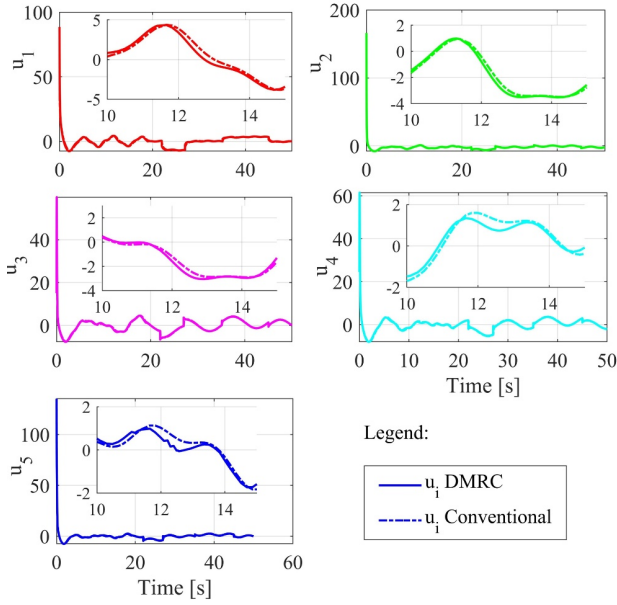


Fig. 10. Control signal profiles.

**Remark 7:** Control parameters that require tuning include  $\mathbf{Q}$ ,  $\mathbf{R}$ ,  $c_1$ , and  $c_2$ . The choices of  $\mathbf{Q}$  and  $\mathbf{R}$  reflect the trade-off in optimal LQR controller designs between tracking performance and control input [51]. Similarly, increasing the coupling gain  $c_1$  improves the synchronization performance of the platoon at the cost of a large initial control effort. Increasing the gain  $c_2$  improves the attenuation of the error caused by external disturbances and bounded leader input.

### 5.3. String stability of DMRC

The string stability of the proposed controller is shown by considering a vehicle platoon with the same initial spacing distance, velocity and acceleration. The coupling gains are set as  $c_1 = 1.5$  and  $c_2 = 100$ . The lead vehicle receives the input command

$$\mathbf{u}_0(t) = \sin(t) (-2 + \sin(2t)). \quad (60)$$

Fig. 11 shows the inter-vehicular distance, velocity, and acceleration of the platoon as a function of vehicle position. String stability is clearly demonstrated, i.e., the effects of leader input and disturbances on inter-vehicular distances are attenuated, with no downstream amplification of velocity and acceleration.

### 5.4. DMRC under poor communication network

Poor communication network is a practical consideration for many vehicle platoon applications that can adversely affect both the synchronization performance and string stability. The performance of the proposed controller subjected to communication delay and intermittent communication loss will be analyzed.

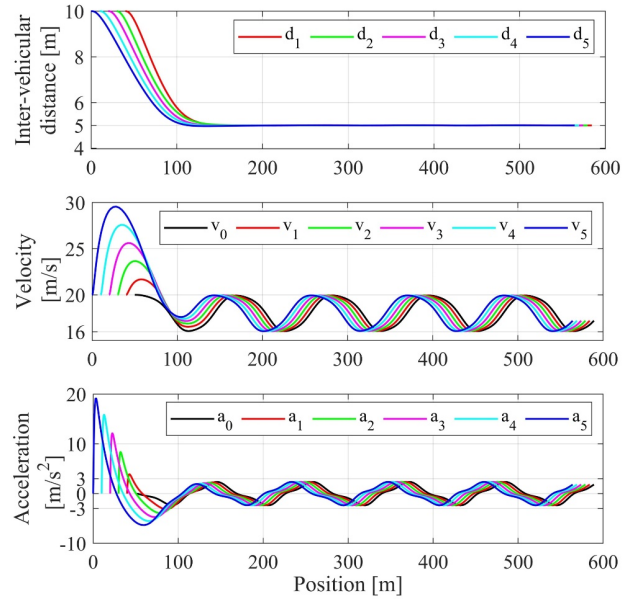


Fig. 11. String stability of the vehicle platoon.

#### 5.4.1 Communication delay

A simulation is conducted to study the performance of DMRC when information exchange between vehicles is subjected to a uniformly constant time delay of 0.17 s, which represents the empirical average latency of LTE-4G [52]. The control protocol (15) is implemented with coupling gains  $c_1 = 1.5$  and  $c_2 = 100$ , which satisfies (32). The results shown in Fig. 12 verify the stability of the proposed controller, though longer delays may produce increased inter-vehicular spacing error.

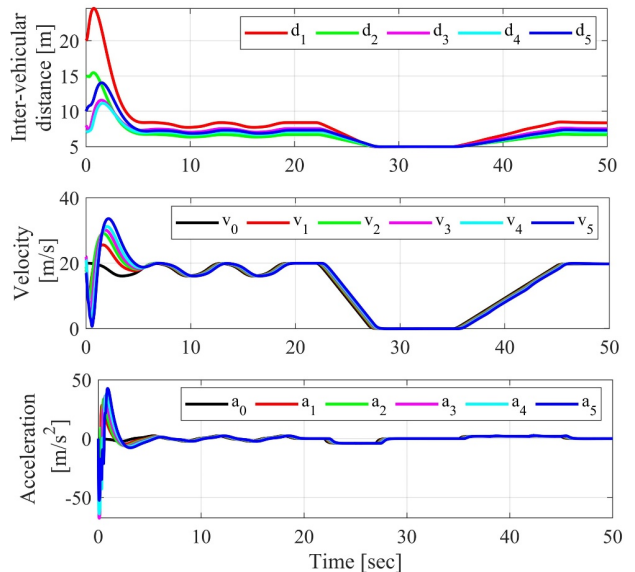


Fig. 12. Effect of communication delay on the vehicle platoon.

#### 5.4.2 Intermittent communication loss

Any vehicle in the platoon may experience intermittent communication loss or sensor failure, though often not simultaneously. For this reason, vehicle platoons that implement more complex communication topologies will benefit from network redundancy and are robust to these errors, as long as Assumption 1 remains satisfied. This simulation examines the performance of the proposed controller in the worst-case scenario when communication loss causes Assumption 1 to be violated. Specifically, the connection between the lead vehicle and its immediate followers is assumed to experience sporadic failure. For the TPF topology shown in Fig. 3 and Table 1, this is represented by the  $g_{11}$  and  $g_{22}$  elements of the pinning matrix  $\mathbf{G}$ . The performance of DMRC subjected to intermittent communication loss is shown in Fig. 13. It is noted that a loss in  $g_{22}$  does not affect the synchronization and stability of the system, because the connection  $a_{21}$  of the TPF topology ensures that Assumption 1 remains satisfied. However, a loss in  $g_{11}$  signifies that follower 1 becomes disconnected from the leader. Assumption 1 is no longer satisfied and desynchronization occurs for the duration of the network failure. Once communication is re-established, cooperative tracking and disagreement errors immediately begin to improve. It is noted that longer periods of communication loss may eventually lead to an unstable system.

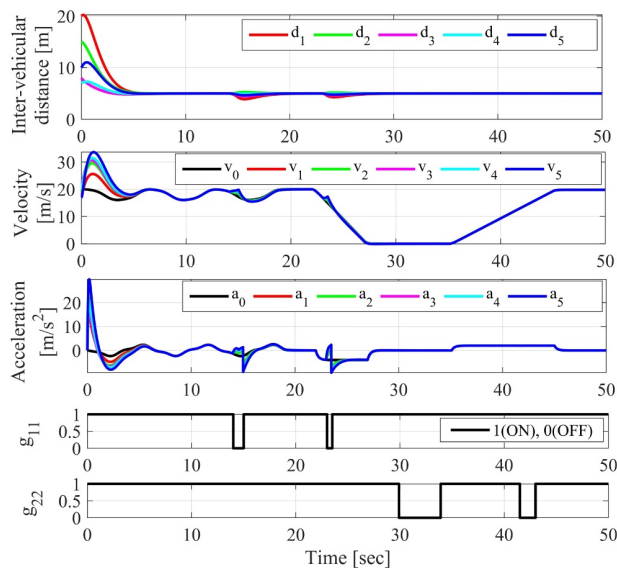


Fig. 13. Vehicle platoon with intermittent communication loss.

## 6. CONCLUSION

This paper presents a distributed model reference control to overcome the problem in vehicle platoons with unknown external disturbances and bounded, non-zero leader input. The control scheme can be applied to a vehicle platoon with any directed topology that contains at least one spanning tree with the leader as a root node. Through stability analysis and simulation, it is shown that the global cooperative disagreement error is uniformly ultimately bounded and ISSS. The state of each follower synchronizes to the leader with bounded residual error. Simulation results demonstrate that the controller is robust to the effects of poor communication network, such as uniformly constant time delay or intermittent communication loss. Future works may focus on considering communication issues explicitly as part of controller design and stability analysis. Dynamic topologies that involve merging or splitting of multiple vehicle platoons should also be addressed. This would contribute to the development of more advanced autonomous vehicles and intelligent highway systems.

## REFERENCES

- [1] D. Elliot, W. Keen, and L. Miao, "Recent advances in connected and automated vehicles," *Journal of Traffic and Transportation Engineering*, vol. 6, no. 2, pp. 109-131, 2019.
- [2] Z. Zhan, S. M. Wang, T. L. Pan, P. Chen, William H. K. Lam, R. X. Zhong, and Y. Han, "Stabilizing vehicular platoons mixed with regular human-piloted vehicles: An input-to-state string stability approach," *Transportmetrica B: Transport Dynamics*, vol. 9, no. 1, pp. 569-594, 2021.
- [3] B. Besselink and K. H. Johansson, "String stability and a delay-based spacing policy for vehicle platoons subject to disturbances," *IEEE Transactions on Automatic Control*, vol. 62, no. 9, pp. 4376-4391, September 2017.
- [4] Y. Zheng, Y. Bian, S. Li, and S. E. Li, "Cooperative control of heterogeneous connected vehicles with directed acyclic interactions," *IEEE Intelligent Transportation Systems Magazine*, vol. 13, no. 2, pp. 127-141, Summer 2021.
- [5] S. E. Li, Y. Zheng, K. Li, and J. Wang, "An overview of vehicular platoon control under the four-component framework," *Proc. of IEEE Intelligent Vehicles Symposium (IV)*, pp. 286-291, Seoul, 2015.
- [6] S. E. Li, Y. Zheng, K. Li, Y. Wu, J. K. Hedrick, F. Gao, and H. Zhang, "Dynamical modeling and distributed control of connected and automated vehicle: Challenges and opportunities," *IEEE Intelligent Transportation Systems Magazine*, vol. 9, no. 3, pp. 46-58, Fall 2017.
- [7] J. Guanetti, Y. Kim, and F. Borrelli, "Control of connected and automated vehicle: State of the art and future challenges," *Annual Reviews in Control*, vol. 45, pp. 18-40, 2018.

- [8] Y. Zhou, M. Wang, and S. Ahn, "Distributed model predictive control approach for cooperative car-following with guaranteed local and string stability," *Transportation Research Part B*, vol. 128, pp. 69-86, 2019.
- [9] T. Tao, V. Jain, and S. Baldi, "An adaptive approach to longitudinal platooning with heterogeneous vehicle saturations," *IFAC-PapersOnLine*, vol. 52, no. 3, pp. 7-12, 2019.
- [10] M. di Bernardo, A. Salvi, and S. Santini, "Distributed consensus strategy for platooning of vehicles in the presence of time-varying heterogeneous communication delays," *IEEE Transactions on Intelligent Transportation Systems*, vol. 16, no. 1, pp. 102-112, February 2015.
- [11] Y. A. Harfouch, S. Yuan, and S. Baldi, "An adaptive switched control approach to heterogeneous platooning with intervehicle communication losses," *IEEE Transactions on Control of Network Systems*, vol. 5, no. 3, pp. 1434-1444, September 2018.
- [12] M. di Bernardo, P. Falcone, A. Salvi, and S. Santini, "Design, analysis, and experimental validation of a distributed protocol for platooning in the presence of time-varying heterogeneous delays," *IEEE Transactions on Control Systems Technology*, vol. 24, no. 2, pp. 413-427, March 2016.
- [13] S. Gong and L. Du, "Cooperative platoon control for a mixed traffic flow including human drive vehicles and connected and autonomous vehicles," *Transportation Research Part B*, vol. 116, pp. 25-61, 2018.
- [14] Z. Peng, D. Wang, H. Zhang, G. Sun, and H. Wang, "Distributed model reference adaptive control for cooperative tracking of uncertain dynamical multi-agent systems," *IET Control Theory & Applications*, vol. 7, no. 8, pp. 1079-1087, May 2013.
- [15] Y. Liu, H. Gao, B. Xu, G. Liu, and H. Cheng, "Autonomous coordinated control of a platoon of vehicles with multiple disturbances," *IET Control Theory & Applications*, vol. 8, no. 18, pp. 2325-2335, December 2014.
- [16] H. Chehardoli and M. R. Homaeinezhad, "Switching decentralized control of a platoon of vehicles with time-varying heterogeneous delay: A safe and dense spacing policy," *Proc. of the Institution of Mechanical Engineers, Part D: Journal of Automobile Engineering*, pp. 1-11, September 2017.
- [17] Z. Li and Z. Duan, *Cooperative Control of Multi-agent Systems: A Consensus Region Approach*, CRC Press, Boca Raton, 2015.
- [18] F. L. Lewis, H. Zhang, K. H. Movric, and A. Das, *Cooperative Control of Multi-agent Systems Optimal and Adaptive Design Approach*, Springer-Verlag, London, 2014.
- [19] W. Cao, J. Zhang, and W. Ren, "Leader-follower consensus of linear multi-agent systems with unknown external disturbances," *Systems & Control Letters*, vol. 82, pp. 64-70, 2015.
- [20] C. Wang, S. Gong, A. Zhou, T. Li, and S. Peeta, "Cooperative adaptive cruise control for connected autonomous vehicles by factoring communication-related constraints," *Transportation Research Part C: Emerging Technologies*, vol. 113, pp. 124-145, 2020.
- [21] Y. Zheng, S. E. Li, K. Li, F. Borrelli, and J. K. Hedrick, "Distributed model predictive control for heterogeneous vehicle platoons under unidirectional topologies," *IEEE Transactions on Control Systems Technology*, vol. 25, no. 3, pp. 899-910, May 2017.
- [22] I. Herman, S. Knorn, and A. Ahlén, "Disturbance scaling in bidirectional vehicle platoons with different asymmetry in position and velocity coupling," *Automatica*, vol. 82, pp. 13-20, 2017.
- [23] S. Baldi, D. Liu, V. Jain, and W. Yu, "Establishing platoons of bidirectional cooperative vehicles with engine limits and uncertain dynamics," *IEEE Transactions on Intelligent Transportation Systems*, vol. 22, no. 5, pp. 2679-2691, May 2021.
- [24] Y. Zheng, S. E. Li, J. Wang, D. Cao, and K. Li, "Stability and scalability of homogeneous vehicular platoon: Study on the influence of information flow topologies," *IEEE Transactions on Intelligent Transportation Systems*, vol. 17, no. 1, pp. 14-26, January 2016.
- [25] S. Jeong, Y. Baek, and S. H. Son, "Distributed urban platooning towards high flexibility, adaptability, and stability," *Sensors*, vol. 21, no. 8, 2021.
- [26] Y. Zhao, Z. Liu, C. Tan, and W. S. Wong, "Platoon control of connected vehicles under intermittent communication constraints," *Proc. of IEEE 16th International Conference on Control & Automation (ICCA)*, pp. 1340-1345, 2020.
- [27] X. Liu, A. Goldsmith, S. S. Mahal, and J. K. Hendrick, "Effects of communication delay on string stability in vehicle platoons," *Proc. of IEEE Intelligent Transportation Systems (ITSC 2001)*, pp. 625-630, 2001.
- [28] X. Yu and M. Marinov, "A study on recent developments and issues with obstacle detection systems for automated vehicles," *Sustainability*, vol. 12, no. 8, 2020.
- [29] E. Shaw and J. K. Hendrick, "String stability analysis for heterogeneous vehicle strings," *2007 American Control Conference*, pp. 3118-3125, 2007.
- [30] W. Zhou, Y. Wang, C. K. Ahn, J. Cheng, and C. Chen, "Adaptive fuzzy backstepping-based formation control of unmanned surface vehicles with unknown model nonlinearity and actuator saturation," *IEEE Transactions on Vehicular Technology*, vol. 69, no. 12, pp. 14749-14764, December 2020.
- [31] Z. Peng, D. Wang, H. Zhang, and G. Sun, "Distributed neural network control for adaptive synchronization of uncertain dynamical multiagent systems," *IEEE Transactions on Neural Networks and Learning Systems*, vol. 25, no. 8, August 2014.
- [32] Q. Liu, E. Moulay, P. Coirault, and Q. Hui, "Deep learning based formation control for the multi-agent coordination," *Proc. of IEEE 16th International Conference on Networking, Sensing and Control (ICNSC)*, pp. 12-17, 2019.
- [33] H. Zhang, F. L. Lewis, and A. Das, "Optimal design for synchronization of cooperative systems: State feedback, observer and output feedback," *IEEE Transactions on Automatic Control*, vol. 56, no. 8, pp. 1948-1952, August 2011.

- [34] Z. Li, G. Wen, Z. Duan, and W. Ren, "Designing fully distributed consensus protocols for linear multi-agent systems with directed graphs," *IEEE Transactions on Automatic Control*, vol. 60, no. 4, pp. 1152-1157, April 2015.
- [35] Y. Zou, G. Gu, F. Yan, and J. Zhang, "Adaptive control of autonomous vehicle platoons," *Proc. of American Control Conference (ACC)*, pp. 5272-5277, 2019.
- [36] C. Yan and H. Fang, "Distributed leader-follower tracking control for multi-agent systems subject to disturbances," *Proc. of American Control Conference (ACC)*, pp. 1848-1853, 2019.
- [37] Y. Zhao, P. Minero, and V. Gupta, "On disturbance propagation in leader-follower systems with limited leader information," *Automatica*, vol. 50, no. 10, 2013.
- [38] R. Kianfar, P. Falcone, and J. Fredriksson, "A distributed model predictive control approach to active steering control of string stable cooperative vehicle platoon," *IFAC Proceedings Volumes*, vol. 46, no. 21, 2013.
- [39] Z. S. Feng, Y. Zhang, S. E. Li, Z. Cao, H. X. Liu, and L. Li, "String stability for vehicular platoon control: Definitions and analysis methods," *Annual Reviews in Control*, vol. 47, pp. 81-97, 2019.
- [40] J. Ploeg, N. van de Wouw, and H. Nijmeijer, "Lp string stability of cascaded system: Application to vehicle platooning," *IEEE Transactions on Control Systems Technology*, vol. 22, no. 2, pp. 786-793, March 2014.
- [41] Y. Huo, Y. Lv, X. Wu, and Z. Duan, "Fully distributed consensus for general linear multi-agent systems with unknown external disturbances," *IET Control Theory & Applications*, vol. 13, no. 16, pp. 2595-2609, October 2019.
- [42] Y. Lv, Z. Li, Z. Duan, and J. Chen, "Distributed adaptive output feedback consensus protocols for linear systems on directed graph with a leader of bounded input," *Automatica*, vol. 74, pp. 308-314, 2016.
- [43] J. W. Zhu, G. H. Yang, W. A. Zhang, and L. Yu, "Cooperative tracking control for linear multi-agent systems with external disturbances under a directed graph," *International Journal of Systems Science*, vol. 48, no. 13, pp. 2683-2691, July 2017.
- [44] X. Zhang and P. Bai, "Consensus tracking of linear multi-agent systems with a leader of bounded input," *Proc. of the 37th Chinese Control Conference*, pp. 6716-6720, 2018.
- [45] H. Zhang and F. L. Lewis, "Adaptive cooperative tracking control of higher-order nonlinear systems with unknown dynamics," *Automatica*, vol. 48, pp. 1432-1439, 2012.
- [46] J. Hu, P. Bhowmick, F. Arvin, A. Lanzon, and B. Lennox, "Cooperative control of heterogeneous connected vehicle platoons: An adaptive leader-following approach," *IEEE Robotics and Automation Letters*, vol. 5, no. 2, pp. 977-984, April 2020.
- [47] Z. Qu, *Cooperative Control of Dynamical Systems Applications to Autonomous Vehicles*, Springer-Verlag London Limited, 2009.
- [48] S. E. Li, Y. Zheng, K. Li, L. Y. Wang, and H. Zhang, "Platoon control of connected vehicles from a networked control perspective: Literature review, component modeling, and controller synthesis," *IEEE Transactions on Vehicular Technology*, 2017. DOI: 10.1109/TVT.2017.2723881
- [49] E. D. Sontag, "Input to state stability: Basic concepts and results," *Nonlinear and Optimal Control Theory, Lecture Notes in Mathematics* vol. 1932, pp. 163-220, Springer, Berlin, Heidelberg, 2008.
- [50] N. T. Nguyen, *Model-reference Adaptive Control: A Primer*, Springer, 2018.
- [51] C. Latrech, A. Chaibet, M. Boukhniifer, and S. Glaser, "Integrated longitudinal and lateral networked control system design for vehicle platooning," *Sensors*, vol. 18, no. 9, 2018.
- [52] S. Liu, W. Xiang, and M. X. Punithan, "An empirical study on performance of DSRC and LTE-4G for vehicular communications," *Proc of IEEE 88th Vehicular Technology Conference (VTC-Fall)*, pp. 1-5, 2018.



**Agung Prayitno** received his B.Eng. degree in electrical engineering from Sepuluh Nopember Institute of Technology (ITS), Surabaya, Indonesia in 2003 and an M.Eng. degree in control system engineering from Hogeschool van Arnhem en Nijmegen, Netherlands in 2010. He is currently pursuing a Ph.D degree with the School of Information, Computer, and

Communication Technology, Sirindhorn International Institute of Technology, Thammasat University, Thailand. His research interests include cooperative control of multi-agent system, model reference adaptive control, and optimal control.



**Itthisek Nilkhamhang** received his B.Eng. degree in electrical engineering from Sirindhorn International Institute of Technology, Thammasat University, in 2002, and his M.Eng. and Ph.D. degrees in integrated design engineering from Keio University, in 2005 and 2008, respectively. He joined Sirindhorn International Institute of Technology, Thammasat University, as a full-time faculty member in 2008. He is currently an

assistant professor in the School of Information, Computer, and Communication Technology, as a member of the Electrical Engineering Program. His research interests include iterative tuning and learning algorithms, robust and adaptive control systems, system identification, robotics, mechatronics, instrumentation, and automation.

**Publisher's Note** Springer Nature remains neutral with regard to jurisdictional claims in published maps and institutional affiliations.



# International Journal of Control, Automation and Systems

 [Editorial board](#)  [Aims & scope](#)  [Journal updates](#)

The *International Journal of Control, Automation, and Systems (IJCAS)* is an international publication that focuses on the field of control engineering, automation, and systems. The journal aims to promote the latest advancements and cutting-edge research in these areas by providing researchers, engineers, and academics with a platform to publish their original and innovative works. The journal is committed to promoting original works that demonstrate a strong practical motivation and feature high-clarity exposition. With a dedicated editorship team, the journal aims to maintain high-quality standards and contribute to the growth of these fields.

The journal provides comprehensive coverage of both theory and applications of automatic control in various fields, including but not limited to electrical, mechanical, aerospace, biomedical, industrial, and chemical engineering. It also delves into theory, application, and experimentation of robotics, covering topics such as robot dynamics, path planning and navigation, robot vision, microrobot, haptics, and human-robot interaction. Additionally, the journal features research on the integration of artificial intelligence into control, robotics and engineered systems, including reinforcement learning, machine learning and evolutionary algorithms for robots, control, and processes. With such diverse and extensive coverage, the journal serves as a valuable resource for researchers, engineers, and academics in these fields.

The journal has been indexed in SCIE since 2004 and is a joint publication of the Institute of Control, Robotics and Systems (ICROS) and the Korean Institute of Electrical Engineers (KIEE). — [show all](#)

## Editor-in-Chief

Hyo-Sung Ahn

## Publishing model

Subscription

## 2.964 (2021)

Impact factor

## 2.666 (2021)

Five year impact factor

## 55 days

Submission to first decision (Median)

## 94,890 (2021)

Downloads

### Latest issue

---



Volume 21

[Issue 4, April 2023](#)

[View all volumes and issues >](#)

### Latest articles

---

[Multivariable CAR-like System Identification with Multi-innovation Gradient and Least Squares Algorithms](#)



Jian Pan, Huijian Zhang ... Yuqing Liu

OriginalPaper | Published: 17 March 2023

---

[Kernel Regularization Based Volterra Series Identification Method for Time-delayed Nonlinear Systems with Unknown Structure](#)

Yanxin Zhang, Zili Zhang ... Manfeng Hu

OriginalPaper | Published: 17 March 2023

---

[Anti-swing and Positioning for Double-pendulum Tower Cranes Using Improved Active Disturbance Rejection Controller](#)

Xinyu Kang, Lin Chai & Huikang Liu

Regular Paper | Published: 17 March 2023 | Pages: 1210 - 1221

---

[Simultaneous Collision Avoiding and Target Tracking for Unmanned Ground Vehicle with Velocity and Heading Rate Constraints](#)

Zhaoyang Cuan, Da-Wei Ding ... Yulong Liu

Regular Paper | Published: 17 March 2023 | Pages: 1222 - 1232

---

[Modeling and Coordinated Control of Multiple Mobile Manipulators with Closed-chain Constraints](#)

Pengjie Xu, Jingtao Zhang ... Qirong Tang

Regular Paper | Published: 17 March 2023 | Pages: 1296 - 1308

---

[View all articles >](#)

## Journal updates

---

### Most cited articles in 2020-2022

Top 10 most cited articles published in the past 3 years. Source: Web of Science

## Most downloaded articles in 2022

Top 10 most downloaded articles in 2022. Source: Web of Science

## Introducing New Editor-in-Chief: Hyo-Sung Ahn

*The International Journal of Control, Automation, and Systems (IJCAS)* is happy to announce its new Editor-in-Chief, Hyo-Sung Ahn. Dr. Ahn is a Professor in the School of Mechanical Engineering at Gwangju Institute of Science and Technology (GIST), Korea, and is a former Editor of International Journal of Control, Automation, and Systems.

## About the societies

**Institute of Control Robotics and Systems (ICROS)** is diligently leading the way at advancing technologies in Control, Robotics, and Systems as well as implementing them in various practical engineering problems.



## The Korean Institute of Electrical Engineers (KIEE)

is a non-profit professional organization serving electrical engineers in Korea to advance the research and development of Electrical Engineering through the exchange of technology, ideas, and friendship among its members.



[View all updates >](#)

## Societies, partners and affiliations

---

[Institute of Control Robotics and Systems](#)



[The Korean Institute of Electrical Engineers](#)





You have access to our articles

## For authors

---

[Submission guidelines](#)

[Manuscript editing services](#)

[Ethics & disclosures](#)

[Contact the journal](#)

Submit manuscript

### Working on a manuscript?



Avoid the most common mistakes and prepare your manuscript for journal editors.

[Learn more](#) →

## Explore

---

[Online first articles](#)

[Volumes and issues](#)

[Collections](#)

Sign up for alerts

## About this journal

---

**Electronic ISSN    Print ISSN**

2005-4092

1598-6446

**Co-Publisher information**

Co-publication with Institute of Control, Robotics and Systems and The Korean Institute of Electrical Engineers.

**Abstracted and indexed in**

BFI List

Baidu

CLOCKSS

CNKI

CNPIEC

Current Contents/Engineering, Computing and Technology

Dimensions

EBSCO Discovery Service

EI Compendex

Google Scholar

INIS Atomindex

INSPEC

Japanese Science and Technology Agency (JST)

Journal Citation Reports/Science Edition

Korea Citation Index (KCI)

Naver

OCLC WorldCat Discovery Service

Portico

ProQuest ABI/INFORM

ProQuest Advanced Technologies &amp; Aerospace Database

ProQuest-ExLibris Primo

ProQuest-ExLibris Summon

SCImago

SCOPUS

Science Citation Index Expanded (SCIE)

TD Net Discovery Service

UGC-CARE List (India)

Wanfang

## Copyright information

[Rights and permissions](#)

[Springer policies](#)

© Institute of Control, Robotics and Systems and The Korean Institute of Electrical Engineers



---

## Publish with us

[Authors & Editors](#)

[Journal authors](#)

[Publishing ethics](#)

[Open Access & Springer](#)

## Discover content

[SpringerLink](#)

[Books A-Z](#)

[Journals A-Z](#)

[Video](#)

## Other services

[Instructors](#)

[Librarians \(Springer Nature\)](#)

[Societies and Publishing Partners](#)

[Advertisers](#)

[Shop on Springer.com](#)

## About Springer

[About us](#)

[Help & Support](#)

[Contact us](#)

[Press releases](#)

[Impressum](#)

## Legal

[General term & conditions](#)

[California Privacy Statement](#)

[Rights & permissions](#)

[Privacy](#)

[How we use cookies](#)

[Manage cookies/Do not sell my data](#)

[Accessibility](#)

Not logged in - 111.94.139.166

6763 SpringerLink Indonesia eJournals Consortium - Higher Education (3000122892) - 11741 SpringerLink Indonesia eJournals Consortium (3000951794) - Universitas Surabaya (3000170368)

---

## SPRINGER NATURE

© 2023 Springer Nature Switzerland AG. Part of [Springer Nature](#).



## International Journal of Control, Automation and Systems

[International Journal of Control, Automation and Systems](#) > [Aims and scope](#)

### Aims and scope

The *International Journal of Control, Automation, and Systems (IJCAS)* is an international publication that focuses on control engineering, automation, and systems. The journal serves as a platform for researchers, engineers, and academics to publish their original and innovative works and promote the latest advancements and research in these fields. The editorship team values manuscripts that feature a strong practical motivation and exhibit high-clarity exposition.

The journal covers a wide range of topics that includes the theory and applications in automatic control, as well as theory, application and experimentation of robotics. Additionally, the journal features research on artificial intelligence for engineered systems in the context of control, automation and robotics.



You have access to our articles

### For authors

[Submission guidelines](#)

[Manuscript editing services](#)

[Ethics & disclosures](#)[Contact the journal](#)[Submit manuscript](#)

### Working on a manuscript?



Avoid the most common mistakes and prepare your manuscript for journal editors.

[Learn more](#) →

## Explore

---

[Online first articles](#)[Volumes and issues](#)[Collections](#)[Sign up for alerts](#)

### Publish with us

[Authors & Editors](#)[Journal authors](#)[Publishing ethics](#)[Open Access & Springer](#)

### Discover content



[SpringerLink](#)

[Books A-Z](#)

[Journals A-Z](#)

[Video](#)

## **Other services**

[Instructors](#)

[Librarians \(Springer Nature\)](#)

[Societies and Publishing Partners](#)

[Advertisers](#)

[Shop on Springer.com](#)

## **About Springer**

[About us](#)

[Help & Support](#)

[Contact us](#)

[Press releases](#)

[Impressum](#)

## **Legal**

[General term & conditions](#)

[California Privacy Statement](#)

[Rights & permissions](#)

[Privacy](#)

[How we use cookies](#)

[Manage cookies/Do not sell my data](#)

## Accessibility

Not logged in - 111.94.139.166

6763 SpringerLink Indonesia eJourn Consortium - Higher Education (3000122892) - 11741 SpringerLink Indonesia eJourn Consortium (3000951794) - Universitas Surabaya (3000170368)

---

## **SPRINGER NATURE**

© 2023 Springer Nature Switzerland AG. Part of Springer Nature.



# International Journal of Control, Automation and Systems

[International Journal of Control, Automation and Systems](#) > [Editors](#)

## Editors

### **EDITOR-IN-CHIEF**

Professor Hyo-Sung Ahn  
School of Mechanical Engineering  
Gwangju Institute of Science and Technology  
Gwangju 61005, Korea  
E-mail: [hyosung@gist.ac.kr](mailto:hyosung@gist.ac.kr)

### **Founding Editor-in-Chief (2003-2005)**

Myung Jin Chung, *KAIST*, Daejeon, Korea

### **Editor-in-Chief Emeritus (2006-2010)**

Jin Bae Park, *Yonsei University*, Seoul, Korea

### **Editor-in-Chief Emeritus (2011-2013)**

Jae-Bok Song, *Korea University*, Seoul, Korea

### **Editor-in-Chief Emeritus (2014-2017)**

Young Hoon Joo, *Kunsan National University*, Jeonbuk, Korea

### **Editor-in-Chief Emeritus (2018-2022)**

Keum-Shik Hong, *Pusan National University*, Busan, Korea

## SENIOR EDITORS

Choon Ki Ahn, Korea University, Seoul, Korea

hironaka@korea.ac.kr

Kyoung Kwan Ahn, University of Ulsan, Ulsan, Korea

kkahn@ulsan.ac.kr

Han-Lim Choi, KAIST, Daejeon, Korea

hanlimc@kaist.ac.kr

Jongeun Choi, Yonsei University, Seoul, Korea

jongeunchoi@yonsei.ac.kr

Yongsoon Eun, DGIST, Daegu, Korea

yeun@dgist.ac.kr

Bin Jiang, Nanjing University of Aeronautics and Astronautics, Nanjing, China

binjiang@nuaa.edu.cn

Hyoun Jin Kim, Seoul National University, Seoul, Korea

hjinkim@snu.ac.kr

Won-jong Kim, Texas A&M University, TX, USA

wjkim@tamu.edu

Dongjun Lee, Seoul National University, Seoul, Korea

djlee@snu.ac.kr

Jong Min Lee, Seoul National University, Seoul, Korea

jongmin@snu.ac.kr

Sangmoon Lee, Kyungpook National University, Daegu, Korea  
moony@knu.ac.kr

Fumitoshi Matsuno, Kyoto University, Kyoto, Japan  
matsuno@me.kyoto-u.ac.jp

Hyun Myung, KAIST, Daejeon, Korea  
hmyung@kaist.ac.kr

Yoshito Ohta, Kyoto University, Kyoto, Japan  
yoshito\_ohta@i.kyoto-u.ac.jp

Chan Gook Park, Seoul National University, Seoul, Korea  
chanpark@snu.ac.kr

Guang-Hong Yang, Northeastern University, Liaoning, China  
yangguanghong@ise.neu.edu.cn

## **ASSOCIATE EDITORS**

Changsun Ahn, Pusan National University, Busan, Korea

Jaemyung Ahn, KAIST, Daejeon, Korea

Liwei An, Northeastern University, China

Shun-ichi Azuma, Nagoya University, Nagoya, Japan

Juhoon Back, Kwangwoon University, Seoul, Korea

Joonbum Bae, UNIST, Ulsan, Korea

David Banjerdpongchai, Chulalongkorn University, Bangkok, Thailand

Mohammed Chadli, Université Paris Saclay, Univ Evry, IBISC, Paris, France

Xiao-Heng Chang, Bohai University, Liaoning, China

Jun Cheng, Guangxi Normal University, Guilin, China

Kyunghwan Choi, GIST, Gwangju, Korea

Sunglok Choi, ETRI, Daejeon, Korea

Feng Ding, Jiangnan University, Jiangsu, China

Truong Quang Dinh, University of Warwick, Coventry, UK  
Jiuxiang Dong, Northeastern University, Liaoning, China  
Takahiro Endo, Kyoto University, Kyoto, Japan  
Alessandro Giuseppe, University of Rome "La Sapienza", Rome, Italy  
Yonghao Gui, Oak Ridge National Laboratory, TN, USA  
Wei He, University of Science and Technology Beijing, Beijing, China  
Seongmin Heo, Dankook University, Gyeonggi, Korea  
Chuan Hu, Shanghai Jiao Tong University, Shanghai, China  
Changchun Hua, Yanshan University, Qinhuangdao, China  
Chao Huang, The Hong Kong Polytechnic University, Kowloon, Hong Kong  
Pilwon Hur, GIST, Gwangju, Korea  
Daniela Iacoviello, Sapienza University of Rome, Italy  
Inbae Jeong, North Dakota State University, ND, USA  
Yingmin Jia, Beihang University, Beijing, China  
Maolin Jin, KIRO, Pohang, Korea  
Sangrok Jin, Pusan National University, Busan, Korea  
HyungGi Jo, Jeonbuk National University, Jeonbuk, Korea  
Kang-Hyun Jo, University of Ulsan, Ulsan, Korea  
Nam H. Jo, Soongsil University, Seoul, Korea  
Niket S. Kaisare, Indian Institute of Technology Madras, Chennai, India  
Mathiyalagan Kalidass, Bharathiar University, Tamilnadu, India  
Jiyeon Kang, GIST, Gwangju, Korea  
Tae-Koo Kang, Sangmyeong University, Cheonan, Korea  
Muhammad Jawad Khan, National University of Sciences and Technology (NUST), Islamabad, Pakistan  
Chang-Sei Kim, Chonnam National University, Gwangju, Korea  
DaeEun Kim, Yonsei University, Seoul, Korea  
Do Wan Kim, Hanbat National University, Daejeon, Korea  
Hongkeun Kim, Korea University of Technology and Education, Chungnam, Korea  
Jong-Han Kim, Kyung Hee University, Gyeonggi, Korea  
Jongrae Kim, University of Leeds, West Yorkshire, UK  
Jung Hoon Kim, POSTECH, Pohang, Korea  
Kwangsoo Kim, Hanbat National University, Daejeon, Korea

Kyeong-Hwa Kim, Seoul National University of Science and Technology, Seoul, Korea

Min Young Kim, Kyungpook National University, Daegu, Korea

Seungkeun Kim, Chungnam National University, Daejeon, Korea

Sung Hyun Kim, University of Ulsan, Ulsan, Korea

Kyoungchul Kong, KAIST, Daejeon, Korea

Joseph Kwon, Texas A&M University, TX, USA

Ohmin Kwon, Chungbuk National University, Cheongju, Korea

Ho Jae Lee, Inha University, Incheon, Korea

Hyeonbeom Lee, Kyungpook National University, Daegu, Korea

Jongho Lee, GIST, Gwangju, Korea

Kyoobin Lee, GIST, Gwangju, Korea

Seung Jae Lee, Seoul National University of Science and Technology, Seoul, Korea

Seung-Mok Lee, Soonchunhyang University, Chungnam, Korea

Won Gu Lee, Kyung Hee University, Gyeonggi, Korea

Hongyi Li, Guangdong University of Technology, Guangzhou, China

Yangmin Li, The Hong Kong Polytechnic University, Kowloon, Hong Kong

Young-Hun Lim, Gyeongsang National University, Gyeongnam, Korea

Jianxing Liu, Harbin Institute of Technology, Heilongjiang, China

Lei Liu, Liaoning University of Technology, Liaoning, China

Yajuan Liu, North China Electric Power University, Beijing, China

An-Yang Lu, Northeastern University, China

Zehui Mao, Nanjing University of Aeronautics and Astronautics, Nanjing, China

Jun Moon, Hanyang University, Seoul, Korea

Gyujin Na, Agency for Defense Development, Daejeon, Korea

Noman Naseer, Air University, Islamabad, Islamabad, Pakistan

Quoc Chi Nguyen, Ho Chi Minh City University of Technology, Ho Chi Minh, Viet Nam

Vu Huy Nguyen, Lawrence Livermore National Laboratory, CA, USA

Sajid Nisar, Kyoto University of Advanced Science, Kyoto, Japan

Kwang-Kyo Oh, Sunchon National University, Jeonnam, Korea

Sehoon Oh, DGIST, Daegu, Korea

Yongping Pan, National University of Singapore, Singapore

Wenhai Qi, Qufu Normal University, Rizhao, China

Muhammad Rehan, Pakistan Institute of Engineering and Applied Sciences, Pakistan

Seok Chang Ryu, Texas A&M University, TX, USA

Jongho Shin, Chungbuk National University, Chungbuk, Korea

Young Ik Son, Myongji University, Kyunggi, Korea

Xiaojie Su, Chongqing University, Chongqing, China

Ning Sun, Nankai University, Tianjin, China

Sangkyung Sung, Konkuk University, Seoul, Korea

Yang Tang, East China Univ. of Sci. and Tech., Shanghai, China

Ze Tang, Jiangnan University, Jiangsu, China

Quoc Van Tran, Hanoi University of Science and Technology (HUST), Hanoi, Vietnam

Mien Van, Queen's University Belfast, Belfast, Ireland

Huanqing Wang, Carleton University, Ottawa, Canada

Yueying Wang, Shanghai University, Shanghai, China

Augie Widyotriatmo, Institut Teknologi Bandung, Bandung, Indonesia

Yuhu Wu, Dalian University of Technology, Dalian, China

Jianwei Xia, Liaocheng University, Shandong, China

Xiangpeng Xie, Nanjing Univ. of Posts and Telecommunications, Jiangsu, China

Bin Xu, Northwestern Polytechnical University, Xian, China

Sendren Sheng-Dong Xu, National Taiwan University of Science and Technology, Taiwan

Peng Yao, Ocean University of China, Qingdao, China

Jun Yoneyama, Aoyama Gakuin University, Kanagawa, Japan

Sung Jin Yoo, Chung-Ang University, Seoul, Korea

Son-Cheol Yu, POSTECH, Gyeongbuk, Korea

Dan Zhang, University of Technology Zhejiang, Zhejiang, China

Xian-Ming Zhang, Swinburne University of Technology, Melbourne, Australia

Zhijia Zhao, Guangzhou University, Guangzhou, China

Guangdeng Zong, Qufu Normal University, Shandong, China



You have access to our articles

## For authors



[Submission guidelines](#)[Manuscript editing services](#)[Ethics & disclosures](#)[Contact the journal](#)[Submit manuscript](#)

### Working on a manuscript?



Avoid the most common mistakes and prepare your manuscript for journal editors.

[Learn more](#) →

## Explore

---

[Online first articles](#)[Volumes and issues](#)[Collections](#)[Sign up for alerts](#)

### Publish with us

[Authors & Editors](#)[Journal authors](#)[Publishing ethics](#)[Open Access & Springer](#)

## **Discover content**

[SpringerLink](#)

[Books A-Z](#)

[Journals A-Z](#)

[Video](#)

## **Other services**

[Instructors](#)

[Librarians \(Springer Nature\)](#)

[Societies and Publishing Partners](#)

[Advertisers](#)

[Shop on Springer.com](#)

## **About Springer**

[About us](#)

[Help & Support](#)

[Contact us](#)

[Press releases](#)

[Impressum](#)

## **Legal**

[General term & conditions](#)

[California Privacy Statement](#)

[Rights & permissions](#)

[Privacy](#)

[How we use cookies](#)

[Manage cookies/Do not sell my data](#)

## Accessibility

Not logged in - 111.94.139.166

6763 SpringerLink Indonesia eJourn Consortium - Higher Education (3000122892) - 11741 SpringerLink Indonesia eJourn Consortium (3000951794) - Universitas Surabaya (3000170368)

---

## **SPRINGER NATURE**

© 2023 Springer Nature Switzerland AG. Part of Springer Nature.



# International Journal of Control, Automation and Systems

[International Journal of Control, Automation and Systems](#) > [Volumes and issues](#) > [Volume 20, issue 6](#)

Search within journal

## Volume 20, issue 6, June 2022

27 articles in this issue

### [Optimal Zonotopic Kalman Filter-based State Estimation and Fault-diagnosis Algorithm for Linear Discrete-time System with Time Delay](#)

Zi-Xing Liu, Zi-Yun Wang ... Zhi-Cheng Ji

Regular Papers | Published: 29 April 2022 | Pages: 1757 - 1771

### [MFAILC Based Density Balance Control for Freeway and Auxiliary Road System](#)

Zhenxuan Li, Shangtai Jin & Jing Mei

Regular Papers | Published: 21 April 2022 | Pages: 1772 - 1784

### [Active Fault-tolerant Control for Discrete-time Markov Jump LPV Systems via Time-varying Hidden Markov Model Approach](#)

Junxing Che, Yanzheng Zhu ... Donghua Zhou

Regular Papers | Published: 21 April 2022 | Pages: 1785 - 1799

---

### [Resilient Memory Event-triggered Consensus Control for Multi-agent Systems with Aperiodic DoS Attacks](#)

Murugesan Sathishkumar & Yen-Chen Liu

Regular Papers | Published: 21 April 2022 | Pages: 1800 - 1813

---

### [Optimal Fault Tolerant Error Governor for PID Controllers](#)

Luca Cavanini, Francesco Ferracuti ... Andrea Monteriù

Regular Papers | Published: 29 April 2022 | Pages: 1814 - 1826

---

### [Anomaly Detection with GRU Based Bi-autoencoder for Industrial Multimode Process](#)

Xinyao Xu, Fangbo Qin ... Xihao Yang

Regular Papers | Published: 29 April 2022 | Pages: 1827 - 1840

---

### [Disturbance Rejection in Singular Time-delay Systems with External Disturbances](#)

Fang Gao & Wenbin Chen

Regular Papers | Published: 29 April 2022 | Pages: 1841 - 1848

---

### [Fitting the Nonlinear Systems Based on the Kernel Functions Through Recursive Search](#)

Jimei Li, Yingjiao Rong ... Xiangli Li

Regular Papers | Published: 29 April 2022 | Pages: 1849 - 1860

---

### [Dynamic Event-triggered Quantitative Feedback Control for Switched Affine Systems](#)

Xiang Lu, Gang Jing ... Qunxian Zheng

Regular Papers | Published: 29 April 2022 | Pages: 1861 - 1870

---

### [Interval Estimation for Discrete-time Descriptor System Based on Zonotopic Kalman Filter](#)

Aijun Chen, Mingjian Sun ... Yuan Liu

Regular Papers | Published: 29 April 2022 | Pages: 1871 - 1881

---

### [\$H\_\infty\$ Synchronization of Fuzzy Neural Networks Based on a Dynamic Event-triggered Sliding Mode Control Method](#)

Hebao Jia, Jing Wang ... Hao Shen

Regular Papers | Published: 29 April 2022 | Pages: 1882 - 1890

---

### [Optimistic Fault Diagnosis in Discrete Event Systems by Labeled Petri Nets and Basis Markings](#)

Guanghui Zhu, Jiafeng Zhang ... Zhiwu Li

Regular Papers | Published: 29 April 2022 | Pages: 1891 - 1903

---

### [Modeling of Operation of Information System for Critical Use in the Conditions of Influence of a Complex Certain Negative Factor](#)

Oleg Bisikalo, Oksana Danylchuk ... Victoria Vysotska

Regular Papers | Published: 29 April 2022 | Pages: 1904 - 1913

---

### [Output Feedback Passification for Switched Discrete-time Nonlinear Systems and Adaptive Control System Design](#)

Hongbo Pang, Shengnan Tan & Shuo Liu

Regular Papers | Published: 29 April 2022 | Pages: 1914 - 1925

---

### [Fast Finite-time Attitude Tracking Control of Rigid Spacecraft with Quantized Input Signals](#)

Man Yu, Ming Chen & Libing Wu

Regular Papers | Published: 29 April 2022 | Pages: 1926 - 1934

---

[Finite-horizon  \$H\_\infty\$  Consensus Control for Discrete-time Stochastic Multi-agent Systems with  \$\(x, u, v\)\$ -dependent Noise and Markov Jumps](#)

Jie Wang & Xin Chen

Regular Papers | Published: 29 April 2022 | Pages: 1935 - 1942

---

[One Parameter Estimation-based Approximation-free Global Adaptive Control of Strict-feedback Nonlinear Systems](#)

Ruizhen Gao, Haoqian Wang ... Zongxiao Yue

Regular Papers | Published: 29 April 2022 | Pages: 1943 - 1950

---

[Computationally Efficient Nonlinear MPC for Discrete System with Disturbances](#)

Keerthi Chacko, Janardhanan Sivaramakrishnan & Indra Narayan Kar

Regular Papers | Published: 29 April 2022 | Pages: 1951 - 1960

---

[Extended-state-observer-based Error-driven Adaptive Nonlinear Feedback Control of Electrical-optical Gyro-stabilized Platform via Modified Dynamic Surface Control with Error Constraint](#)

Yang Yang, Yuefei Wu & Fengbo Yang

Regular Papers | Published: 03 June 2022 | Pages: 1961 - 1970

---

[Theoretical and Numerical Studies on Simultaneous Identification of Rotor Unbalance and Sixteen Dynamic Coefficients of Two Bearings Considering Unbalance Responses](#)

Aiming Wang & Wei Yao

Regular Papers | Published: 03 June 2022 | Pages: 1971 - 2007

---

## [An Efficient Privacy Preserving Scheme for Distributed Data Aggregation in Smart Grid](#)

Jie Yuan, Yan Wang & Zhicheng Ji

Regular Papers | Published: 03 June 2022 | Pages: 2008 - 2020

---

## [Neural Network-based Event-triggered Adaptive Asymptotic Tracking Control for Switched Nonlinear Systems](#)

Chenglong Zhu, Rui Liu ... Na Zhang

Regular Papers | Published: 21 April 2022 | Pages: 2021 - 2031

---

## [Aerial Chasing of a Dynamic Target in Complex Environments](#)

Boseong Felipe Jeon, Changhyeon Kim ... H. Jin Kim

Regular Papers | Published: 03 June 2022 | Pages: 2032 - 2042

---

## [Improved Stereo Matching Accuracy Based on Selective Backpropagation and Extended Cost Volume](#)

Jeong-Min Park & Joon-Woong Lee

Regular Papers | Published: 29 April 2022 | Pages: 2043 - 2053

---

## [Backstepping Sliding Mode Control Based on Extended State Observer for Robotic Manipulators with LuGre Friction](#)

Zhenghong Xu, Xiaohui Yang ... Peter Xiaoping Liu

Regular Papers | Published: 21 April 2022 | Pages: 2054 - 2066

---



## [Distributed Model Reference Control for Cooperative Tracking of Vehicle Platoons Subjected to External Disturbances and Bounded Leader Input](#)

Agung Prayitno & Itthisek Nilkhamhang

Regular Papers | Published: 29 April 2022 | Pages: 2067 - 2080

---

## [An Adaptive Terminal Sliding Mode Control Scheme via Neural Network Approach for Path-following Control of Uncertain Nonlinear Systems](#)

Thanh Nguyen Truong, Anh Tuan Vo & Hee-Jun Kang

Regular Papers | Published: 03 June 2022 | Pages: 2081 - 2096



You have access to our articles

## For authors

[Submission guidelines](#)

[Manuscript editing services](#)

[Ethics & disclosures](#)

[Contact the journal](#)

Submit manuscript

## Working on a manuscript?



Avoid the most common mistakes and prepare your manuscript for journal editors.

[Learn more](#) →

## Explore

---

[Online first articles](#)

[Volumes and issues](#)

[Collections](#)

[Sign up for alerts](#)

Not logged in - 111.94.139.166

6763 SpringerLink Indonesia eJourn Consortium - Higher Education (3000122892) - 11741 SpringerLink Indonesia eJourn Consortium (3000951794) - Universitas Surabaya (3000170368)

**SPRINGER NATURE**

© 2023 Springer Nature Switzerland AG. Part of [Springer Nature](#).



SJR

Scimago Journal &amp; Country Rank

Enter Journal Title, ISSN or Publisher Name

[Home](#)[Journal Rankings](#)[Country Rankings](#)[Viz Tools](#)[Help](#)[About Us](#)

## Portable CMM: 3D Measurements

Accurate, Fast & Easy to Use. Fast Shop Floor Measurements. Insen: Instabilities

[Creaform](#)[Learn](#)

# International Journal of Control, Automation and Systems

### COUNTRY

[South Korea](#)

Universities and research institutions in South Korea



Media Ranking in South Korea

### SUBJECT AREA AND CATEGORY

[Computer Science](#)  
[Computer Science Applications](#)

[Engineering](#)  
[Control and Systems Engineering](#)

### PUBLISHER

[Institute of Control, Robotics and Systems](#)

### H-INDEX

# 59

### PUBLICATION TYPE

[Journals](#)

### ISSN

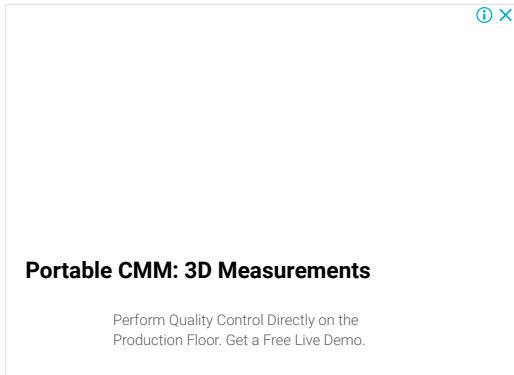
15986446,  
20054092

### COVERAGE

2003-2021

### INFORMATION

[Homepage](#)[How to publish in this journal](#)[kshong@pusan.ac.kr](mailto:kshong@pusan.ac.kr)






**Portable CMM: 3D Measurements**

Perform Quality Control Directly on the Production Floor. Get a Free Live Demo.

**SCOPE**

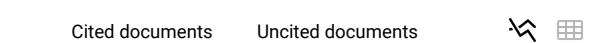
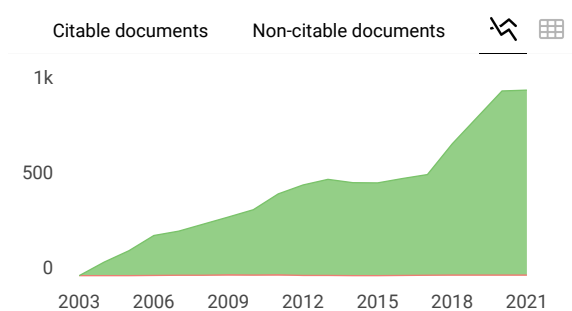
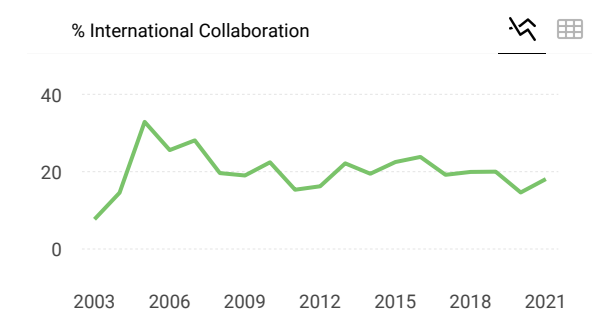
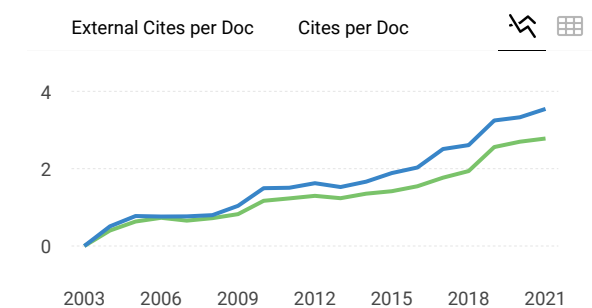
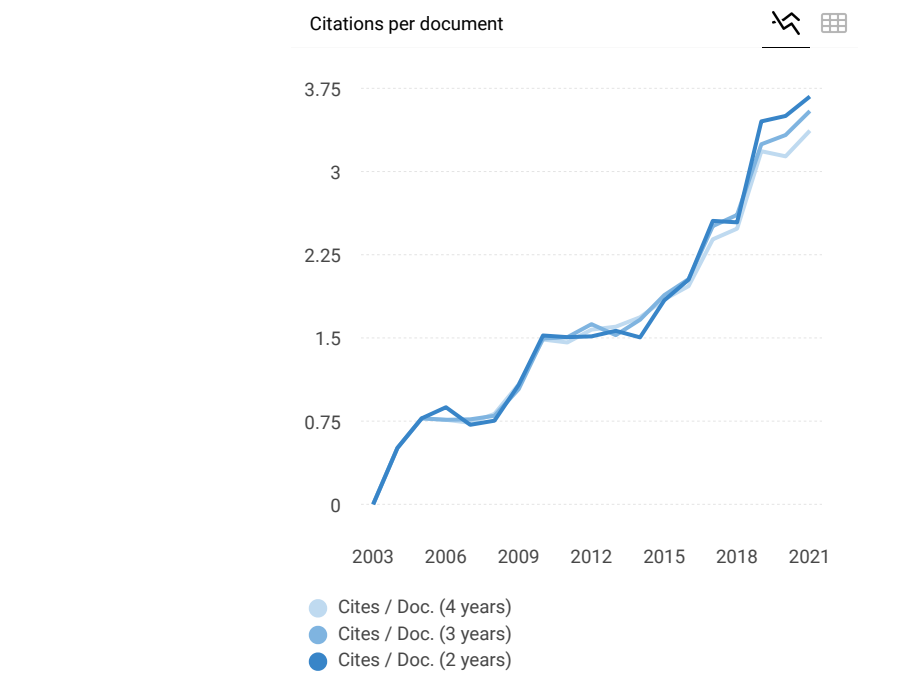
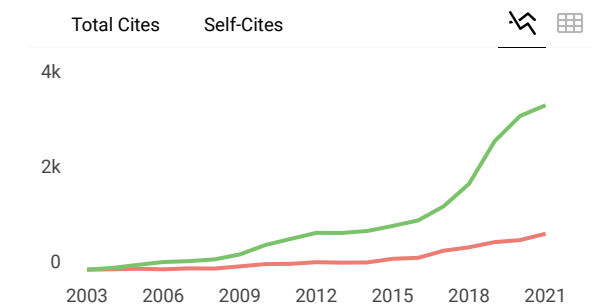
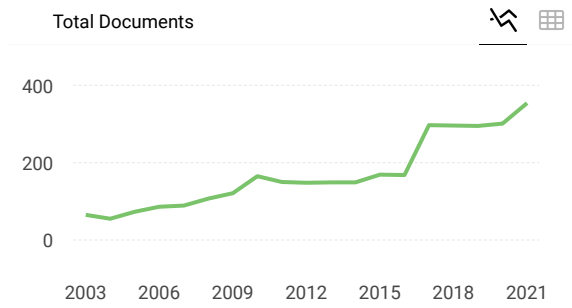
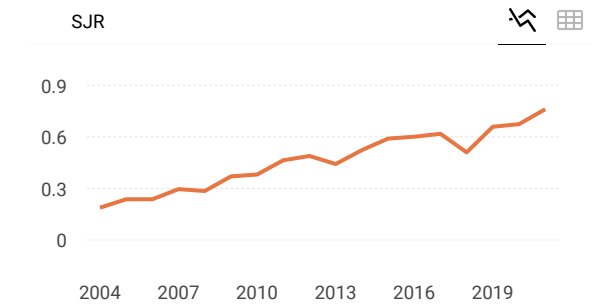
International Journal of Control, Automation and Systems is a joint publication of the Institute of Control, Robotics and Systems (ICROS) and the Korean Institute of Electrical Engineers (KIEE). The journal covers three closely-related research areas including control, automation, and systems. The technical areas include Control Theory Control Applications Robotics and Automation Intelligent and Information Systems The Journal addresses research areas focused on control, automation, and systems in electrical, mechanical, aerospace, chemical, and industrial engineering in order to create a strong synergy effect throughout the interdisciplinary research areas.

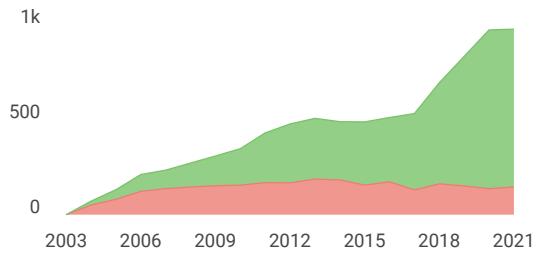
 Join the conversation about this journal

 **Quartiles**  


FIND SIMILAR JOURNALS ?

<p>1 <b>International Journal of Systems Science</b> GBR</p> <p><b>68%</b> similarity</p>	<p>2 <b>Journal of the Franklin Institute</b> GBR</p> <p><b>68%</b> similarity</p>	<p>3 <b>International Journal of Adaptive Control and Signal</b> GBR</p> <p><b>67%</b> similarity</p>	<p>4 <b>Transactions of Measurement</b> GBR</p> <p><b>62%</b> similarity</p>
---	--	---	--





**International Journal of Control, Automation and...**

Computer Science Applications

Q2 best quartile

SJR 2021 0.76

powered by scimagojr.com


← Show this widget in your own website

Just copy the code below and paste within your html code:

```
<a href="https://www.scimag
```

### SCImago Graphica

Explore, visually communicate and make sense of data with our [new data visualization tool](#).



Metrics based on Scopus® data as of April 2022

S **Someone** 3 months ago

is this journal still in Q2 or it is already in Q1?

reply



**Melanie Ortiz** 3 months ago

SCImago Team

Dear Sir/Madam, thank you very much for your request. You can consult that information just above. Best Regards, SCImago Team

**Leave a comment**

Name

Email

(will not be published)

I'm not a robot reCAPTCHA  
Privacy - Terms

Submit

The users of Scimago Journal & Country Rank have the possibility to dialogue through comments linked to a specific journal. The purpose is to have a forum in which general doubts about the processes of publication in the journal, experiences and other issues derived from the publication of papers are resolved. For topics on particular articles, maintain the dialogue through the usual channels with your editor.

Developed by:



Powered by:



Follow us on @ScimagoJR

Scimago Lab, Copyright 2007-2022. Data Source: Scopus®

EST MODUS IN REBUS

Horatio (Satire 1,1,106)

[Cookie settings](#)







# Source details

## International Journal of Control, Automation and Systems

Scopus coverage years: from 2003 to Present

Publisher: Korean Institute of Electrical Engineers

ISSN: 1598-6446 E-ISSN: 2005-4092

Subject area: [Engineering: Control and Systems Engineering](#) [Computer Science: Computer Science Applications](#)

Source type: Journal

CiteScore 2021

5.7



SJR 2021

0.761



SNIP 2021

1.075



[View all documents >](#)

[Set document alert](#)

[Save to source list](#) [Source Homepage](#)

[CiteScore](#) [CiteScore rank & trend](#) [Scopus content coverage](#)

### i Improved CiteScore methodology



CiteScore 2021 counts the citations received in 2018-2021 to articles, reviews, conference papers, book chapters and data papers published in 2018-2021, and divides this by the number of publications published in 2018-2021. [Learn more >](#)

CiteScore 2021

$$5.7 = \frac{6,918 \text{ Citations } 2018 - 2021}{1,211 \text{ Documents } 2018 - 2021}$$

Calculated on 05 May, 2022

CiteScoreTracker 2022

$$5.7 = \frac{7,195 \text{ Citations to date}}{1,273 \text{ Documents to date}}$$

Last updated on 05 March, 2023 • Updated monthly

## CiteScore rank 2021

Category	Rank	Percentile
Engineering		
Control and Systems Engineering	#64/270	76th
Computer Science		
Computer Science Applications	#181/747	75th

[View CiteScore methodology >](#) [CiteScore FAQ >](#) [Add CiteScore to your site](#)

---

## About Scopus

[What is Scopus](#)

[Content coverage](#)

[Scopus blog](#)

[Scopus API](#)

[Privacy matters](#)

## Language

[日本語版を表示する](#)

[查看简体中文版本](#)

[查看繁體中文版本](#)

[Просмотр версии на русском языке](#)

## Customer Service

[Help](#)

[Tutorials](#)

[Contact us](#)

---

## ELSEVIER

[Terms and conditions](#) ↗ [Privacy policy](#) ↗

Copyright © Elsevier B.V. ↗. All rights reserved. Scopus® is a registered trademark of Elsevier B.V.

We use cookies to help provide and enhance our service and tailor content. By continuing, you agree to the use of cookies ↗.

