



The Adoption of the Response Surface Methodology within the DMAIC Process to Achieve Optimal Solutions in Reducing Product Defect

Yenny Sari¹, Amelia Santoso¹, Nadia Angelina Putri Pangestu¹

¹ University of Surabaya, Surabaya 60293, Indonesia
amelia@staff.ubaya.ac.id

Abstract. The high number of defective products can cause the company to receive many complaints. This research aimed to apply the quality improvement approach i.e., the DMAIC methodology (Define-Measure-Analysis-Improve-Control), to reduce product defect. The object of discussion was the black-color cloth hangers produced by the injection machine. The absence of definite standards regarding the parameter settings for the injection machine was suspected to be a reason for the high number of defective products. Therefore, adopting the Response Surface Methodology (RSM) into the DMAIC phases can bring the optimization result. when the experimental design called-as Box-Behnken was applied. The measurement of the initial condition before improvement showed that the sigma level of the injection process was 3.64 (out of 6), with the dominant types of product defects being flash, short mold, and lack of the color black. By implementing the RSM, the experiment produced the optimum setting of the injection machine: 180°C for barrel temperature, 35 bars for injection pressure, and 41% for injection speed index. After implementing the proposed improvements, the sigma level was increased to 3.90.

Keywords: DMAIC, RSM Experimental Design, Injection Process, Sigma Level.

1 Introduction

Product quality is one of the competitive edges to satisfy customer needs [1]. The high number of defective products can cause the company to have many rework activities, consuming the working time and causing the customer to be late in receiving the product. The low product quality can also cause the company to get complaints whenever the customer receives poor quality products. A manufacturer of plastic products, called-as Miwa Plastik, located in East Java – Indonesia, found many defective products in its injection process of the cloth hangers. Therefore, the quality improvement methodology, i.e., the Define-Measure-Analyze-Improve-Control (DMAIC) cycle was proposed to reduce product defects.

DMAIC is a structured and systematic thinking framework from Six Sigma methodology that supports the implementation of continuous improvement. Six Sigma is the organizational vision of improving quality towards the target of 3.4 defects per million opportunities (DPMO) and the effort towards a zero-defect level of perfection

[2]. DMAIC supports a data-driven analytical approach to ensure the analysis process is done thoroughly and has an accurate baseline.

The process from the injection molding machine is the primary production process for clothes hangers. The initial observations found that the parameters setting of the injection molding machine had not been determined so the operators often used the pre-determined range of machine settings which may increase the probability of defective products. Thus, this study adopted the Response Surface Methodology (RSM), proposing a particular experimental design to determine the optimal combination of machine parameter settings. RSM is a collection of statistical and mathematical techniques that are useful for developing, improving, and optimizing processes, which responses are influenced by several factors called independent variables [3]. The use of RSM adheres to statistical assumptions to make the optimization results unbiased [4]. RSM can also provide directions for shifting the factor levels toward the area with optimum response conditions with the steepest ascent or steepest descent, so the obtained result can be closer to the global optimum point.

This research focused on the black-color cloth hanger because of the highest demand and number of defects. This research aims to reduce the number of defective clothes hangers and determine the optimum combination of machine parameter settings by adopting Box-Behnken Design (BBD) experimental design into the DMAIC cycle. Several studies have integrated DMAIC with different experimental design methods for different research objects. For instance, a 3-factor full-factorial experimental design was used to reduce the rejection rate of electronic product [5], a 3-factor RSM experimental design with Central Composite Design was used to improve the brick production process in [6], and a 4-factor Taguchi experimental design with Signal-to-Noise Ratio was used to design a water-based paint quality improvement model [7]. Meanwhile, this research uses a 5-factor RSM experimental design with Box-Behnken Design to reduce the number of defective clothes hangers. Besides its more efficient design, BBD was selected to avoid extreme treatment combinations as it would result in too many defective products. The role of the experimental design as an optimization tool was applied in the phase of Improve in the DMAIC cycle.

2 Research Methodology

The Define-Measure-Analyze-Improve-Control (DMAIC) methodology structured the overall research steps as shown in Figure 1. In the Define stage, the research activities included defining the raised problems, quality criteria, and critical-to-quality, as well as identifying the types of product defects that occur in the production process. In the phases of Measure and Analyze, the calculation of the sigma level for the initial condition as a baseline measure and the identification of the dominant types of defects were carried out; the usage of the Ishikawa diagram and Failure Mode and Effect Analysis (FMEA) was to identify the root causes and priorities of critical defects.

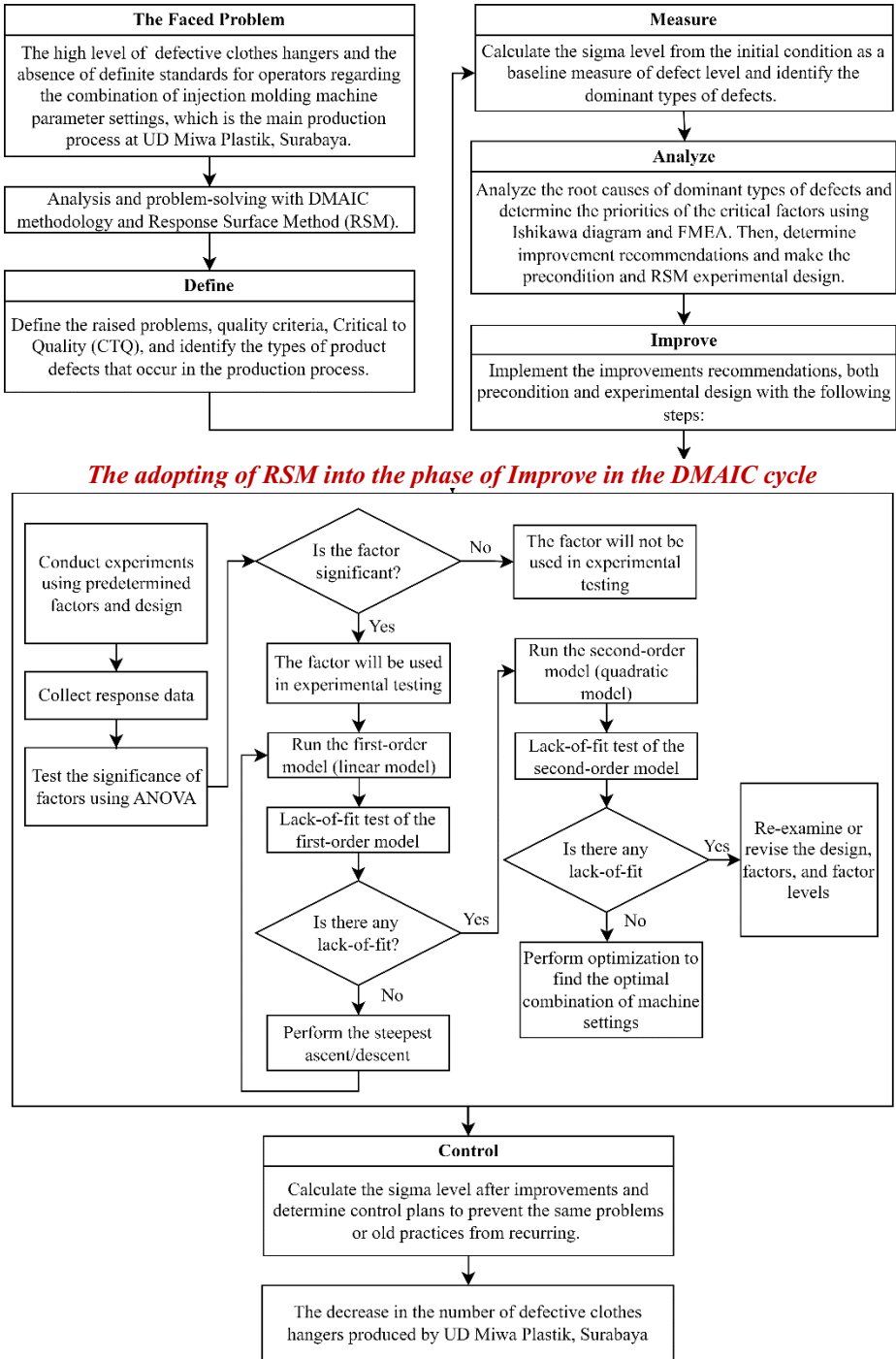


Fig. 1. The DMAIC methodology for improving the product quality

Recommendations for improvement, including precondition and experiment designs, were determined and then implemented in the Improve stage to reduce the number of defective clothes hanger products and obtain the optimum combination for the injection molding machine settings. This was the phase where the Response Surface Methodology (RSM) was adopted for experimental design, from the design to the implementation to obtain optimal benefits in defect reduction.

In the Control stage, the designed improvements were evaluated by calculating the sigma level of the new condition to confirm whether the improvements could significantly reduce the number of defective products. Finally, control plans based on the improvements are determined to prevent same problems from recurring.

3 Results

3.1 Define-Measure-Analyze Phases

The observation on voice of customer undertaken in the Define stage yielded information pertaining to quality criteria or standards for clothes hangers. Specifically, these criteria include the good shape of the hangers, solid black color, smooth surface, not easily broken, and good appearance. These were then translated into 5 Critical-to-Quality (CtQs) and 6 types of defects, which can be seen in Table 1.

Table 1. CTQs and types of defects for the black-color cloth hanger product.

Critical to Quality (CtQ)	Types of Defects
All parts are well-molded	Short mold
The color is solid black	Lack of the color black (gray)
No rough surface	Rough wrinkled surface
	Flash
Not easily broken	Easily broken if bent
	Dirty
	Rough wrinkled surface
The appearance is good	Flash

Based on the number of CtQs and production data collected in the data collection process, a DPMO (defects per million opportunities) number of 16,091.77 and a sigma level of 3.64 were obtained. These two values indicate that there was an opportunity to improve process capability and reach higher sigma level.

Furthermore, the identification of the dominant defects was accomplished by the use of the Pareto principle, a concept positing that 80% of issues arise from a mere 20% of underlying factors. According to the data presented in Figure 2, the dominant defects observed in the study were flash, short mold, and lack of the color black; collectively accounting for 81.64% of the total.

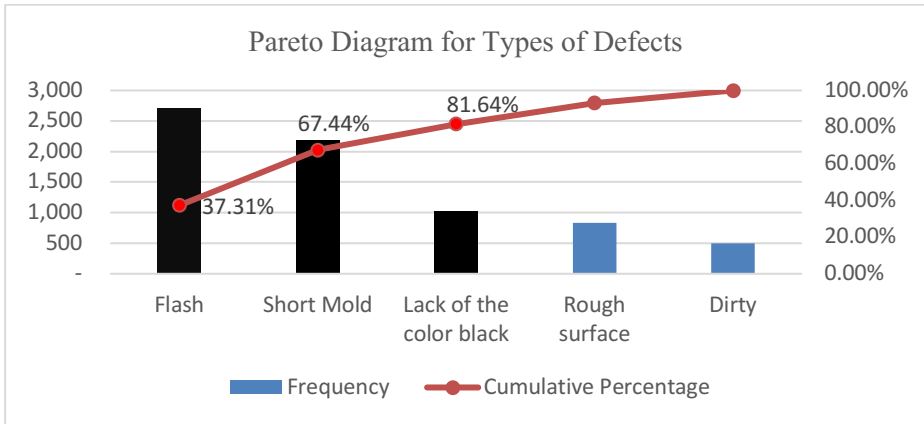


Fig. 2. Pareto diagram for types of defects.

In the Analyze stage, an analysis was carried out to identify the root causes of each type of dominant types of defects using Ishikawa diagram, which can be seen in Figure 3 to 5. The further analysis using the Failure Mode and Effect Analysis (FMEA) as shown in Figure 6 was performed to determine the critical root causes of the dominant defect types.

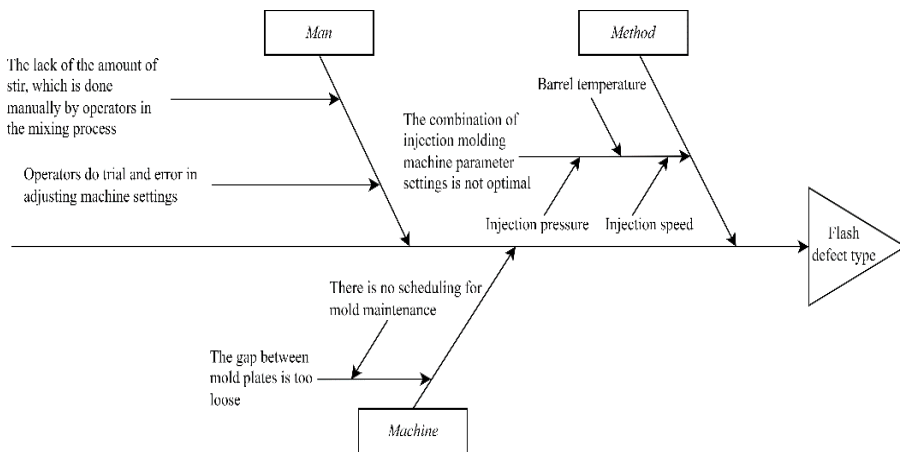


Fig. 3. Ishikawa diagram for flash defect type.

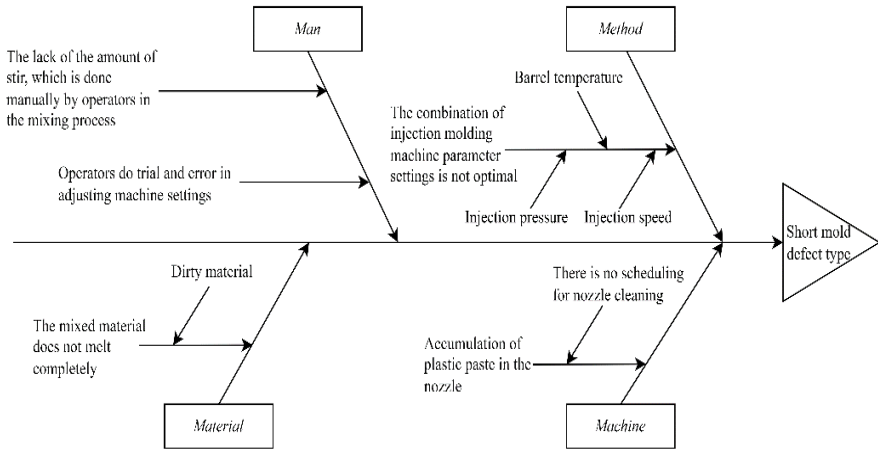


Fig. 4. Ishikawa diagram for short mold defect type.

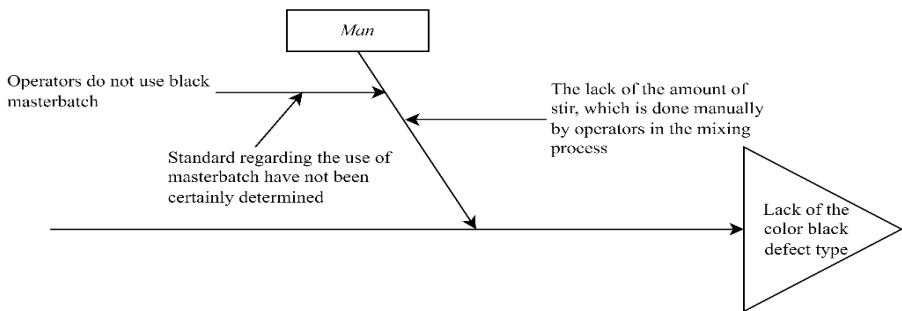


Fig. 5. Ishikawa diagram for lack of the color black defect type.

Based on the findings presented in Figure 6, it can be inferred that the key root causes were attributed to various components, as indicated by their respective Risk Priority Number (RPN) values exceeding the average threshold of 65.

Process Step	Potential Failure Mode	Potential Failure Effect	S	Factor	Potential Causes	O	Current Process Control	D	RPN
Mixing process, injection molding machine setting process, and injection process	Flash	The product's appearance is not good and causes the sides to become rough, which has the potential to damage the clothes	3	Man 1	Operators do trial and error in adjusting machine settings	4	Operators visually inspect the finished product	9	108
				Man 2	The lack of the amount of stir, which is done manually by operators in the mixing process	1			27
				Method 1	The combination of injection molding machine parameter settings is not optimal	3			81
				Machine 1	The gap between mold plates is too loose because there is no scheduling for mold maintenance	1			27
Mixing process, injection molding machine setting process, and injection process	Short mold	There is a portion of the product that is missing, so the product can not function properly	5	Man 3	Operators do trial and error in adjusting machine settings	3	Operators visually inspect the finished product	9	135
				Man 4	The lack of the amount of stir, which is done manually by operators in the mixing process	2			90
				Method 2	The combination of injection molding machine parameter settings is not optimal	2			90
				Material 1	The mixed material does not melt completely due to dirty material	1			45
				Machine 2	Accumulation of plastic paste in the nozzle because there is no scheduling for nozzle cleaning	1			45
Mixing process	Lack of the color black	Slight dissatisfaction because the color does not match the customer's request	1	Man 5	Operators do not use black masterbatch because the standard regarding the use of masterbatch has not been certainly determined	4	Operators visually inspect the finished product	9	36
				Man 6	The lack of the amount of stir, which is done manually by operators in the mixing process	3			27

Fig. 6. The Failure Mode and Effect Analysis (FMEA) for dominant defects.

3.2 The adoption of RSM in the Improve Phase

Hence, the recommended improvements included the identification of the optimal combination of injection molding machine parameter settings from the experimental results, the formulation of comprehensive guidelines for production operators to optimize the material mixing procedure, the implementation of a more strict supervision of production operator, the reinforcement of quality inspection protocols for raw material batches procured from suppliers, and the development of instructions and schedules for production operators to effectively clean the injection molding nozzle.

The proposals for improvement were categorized into two sections: precondition and experimental design. Preconditions should be design in advance and implemented prior to the experimental procedure in order to prevent any potential interference with the outcomes of the experiment. The experimental design was developed with the purpose of identifying the optimal combination of parameter setting for injection molding machines. The five factors in the experimental design were defined as: segment 1, 2 and 3 of barrel temperature, injection pressure, and injection speed. The levels for each factor are listed in Table 2.

The Box-Behnken Design (BBD) design of experiment was selected, this design incorporated predetermined factors and corresponding responses. The selection of BBD

as the experimental design was motivated by its enhanced efficiency, characterized by a reduced number of tests. Additionally, BBD was preferred over other experimental designs to mitigate the issue of extreme treatment combinations, which would otherwise lead to an excessive occurrence of defective goods.

Table 2. Factors and factor levels for experimental design.

Factors		Factor Levels		
		1	2	3
x_1	Segment 1 barrel temperature	180°C	195°C	210°C
x_2	Segment 2 barrel temperature	185°C	190°C	195°C
x_3	Segment 3 barrel temperature	180°C	185°C	190°C
x_4	Injection pressure	35 bars	40 bars	45 bars
x_5	Injection speed	35%	40%	45%

The response measured in this experiment was the percentage of products that have flash or short mold defects. Experimental data were processed using ANOVA with the help of Minitab.

From the results of the ANOVA test in Figure 7, it is obtained that $x_1, x_3, x_4,$ and x_5 are the factors that statistically have a significant influence on the response because they each have a p-value smaller than $\alpha = 5\%$. Further testing, it is obtained that $x_1, x_3, x_4,$ and x_5 still have a significant influence on the response even without x_2 . Thus, these four factors are used in the experimental analysis.

Analysis of Variance

Source	DF	Adj SS	Adj MS	F-Value	P-Value
X1	2	0,033480	0,016740	4,83	0,014
X2	2	0,005035	0,002517	0,73	0,491
X3	2	0,035017	0,017509	5,05	0,012
X4	2	0,107948	0,053974	15,57	0,000
X5	2	0,275807	0,137903	39,78	0,000
Error	35	0,121347	0,003467		
Lack-of-Fit	30	0,120038	0,004001	15,28	0,003
Pure Error	5	0,001310	0,000262		
Total	45	0,696539			

Analysis of Variance

Source	DF	Adj SS	Adj MS	F-Value	P-Value
X1	2	0,03295	0,016473	4,82	0,014
X3	2	0,03491	0,017457	5,11	0,011
X4	2	0,10790	0,053950	15,79	0,000
X5	2	0,30608	0,153041	44,80	0,000
Error	37	0,12638	0,003416		
Lack-of-Fit	24	0,10429	0,004345	2,56	0,041
Pure Error	13	0,02209	0,001699		
Total	45	0,69654			

Fig. 7 The results of factors significance test on the response. A complete of 5-factor (left) and 4-factor without x_2 (right).

The initial choice for testing is the first-order model (known as the linear model), due to its inherent simplicity. The adequacy of the model can be assessed through the lack-of-fit test (ANOVA test). According to the data presented in Figure 8, the p-value for lack-of-fit was found to be less than $\alpha = 5\%$. This indicates that the overall first-order model was not appropriate for accurately explaining the relationship between the components and the response. Because the first-order model was inadequate, the model fit analysis is continued for the second-order model.

Analysis of Variance

Source	DF	Adj SS	Adj MS	F-Value	P-Value
Model	4	0,124608	0,031152	2,23	0,082
Linear	4	0,124608	0,031152	2,23	0,082
X1	1	0,013983	0,013983	1,00	0,323
X3	1	0,002149	0,002149	0,15	0,697
X4	1	0,107900	0,107900	7,74	0,008
X5	1	0,000577	0,000577	0,04	0,840
Error	41	0,571932	0,013950		
Lack-of-Fit	28	0,549841	0,019637	11,56	0,000
Pure Error	13	0,022091	0,001699		
Total	45	0,696539			

Fig. 8. Lack of fit test results for the first-order model (linear model).

Based on the findings presented in Figure 9, it can be inferred that the p-value for lack-of-fit exceeds the predetermined significance level of $\alpha = 5\%$. Consequently, it can be deduced that the overall second-order model, namely the quadratic model, is better suited for accurately representing the association between the factors and the answer. But there are some insignificant terms that need to be removed, namely x_4^2 , x_1x_3 , x_1x_4 , x_1x_5 , x_3x_4 , and x_3x_5 , so as not to weaken the prediction or estimation capability of the model [8]. However, it is necessary to include x_3 and x_5 in order to preserve the hierarchical structure of the model.

Analysis of Variance

Source	DF	Adj SS	Adj MS	F-Value	P-Value
Model	14	0,612313	0,043737	16,10	0,000
Linear	4	0,124608	0,031152	11,47	0,000
X1	1	0,013983	0,013983	5,15	0,030
X3	1	0,002149	0,002149	0,79	0,381
X4	1	0,107900	0,107900	39,71	0,000
X5	1	0,000577	0,000577	0,21	0,648
Square	4	0,445549	0,111387	41,00	0,000
X1*X1	1	0,018963	0,018963	6,98	0,013
X3*X3	1	0,032765	0,032765	12,06	0,002
X4*X4	1	0,000000	0,000000	0,00	0,996
X5*X5	1	0,305505	0,305505	112,44	0,000
2-Way Interaction	6	0,042156	0,007026	2,59	0,038
X1*X3	1	0,000233	0,000233	0,09	0,772
X1*X4	1	0,000020	0,000020	0,01	0,933
X1*X5	1	0,001262	0,001262	0,46	0,501
X3*X4	1	0,000002	0,000002	0,00	0,978
X3*X5	1	0,000555	0,000555	0,20	0,654
X4*X5	1	0,040084	0,040084	14,75	0,001
Error	31	0,084226	0,002717		
Lack-of-Fit	18	0,062136	0,003452	2,03	0,099
Pure Error	13	0,022091	0,001699		
Total	45	0,696539			

Fig. 9. Lack of fit test results for the second-order model (quadratic model).

As shown in Figure 10, the p-value of lack-of-fit is still greater than $\alpha = 5\%$, so the overall new model is suitable for describing the relationship between factors and the response and can be used in the optimization process with RSM. The obtained first-order model equation is:

$$y = 0,2913 + 0,0296x_1 + 0,0116x_3 + 0,0821x_4 + 0,0060x_5 - 0,0449x_1^2 - 0,0590x_3^2 + 0,1800x_5^2 + 0,1001x_4 x_5.$$

Analysis of Variance

Source	DF	Adj SS	Adj MS	F-Value	P-Value
Model	8	0,610241	0,076280	32,70	0,000
Linear	4	0,124608	0,031152	13,36	0,000
X1	1	0,013983	0,013983	5,99	0,019
X3	1	0,002149	0,002149	0,92	0,343
X4	1	0,107900	0,107900	46,26	0,000
X5	1	0,000577	0,000577	0,25	0,622
Square	3	0,445549	0,148516	63,68	0,000
X1*X1	1	0,019890	0,019890	8,53	0,006
X3*X3	1	0,034361	0,034361	14,73	0,000
X5*X5	1	0,320148	0,320148	137,26	0,000
2-Way Interaction	1	0,040084	0,040084	17,19	0,000
X4*X5	1	0,040084	0,040084	17,19	0,000
Error	37	0,086299	0,002332		
Lack-of-Fit	24	0,064208	0,002675	1,57	0,199
Pure Error	13	0,022091	0,001699		
Total	45	0,696539			

Fig. 10. Lack of fit test results for the second-order model without insignificant terms.

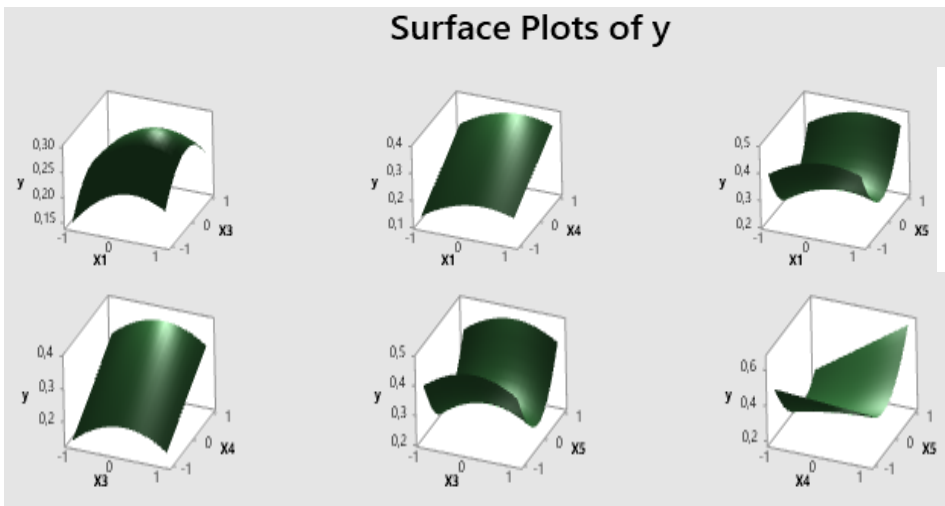


Fig. 11. Surface plot.

With the help of the Response Optimizer from Minitab 19, which as shown in Figure 11 and 12, the optimization findings had yielded a combination of factor levels that can generate the lowest response values (the percentage of defective products, y). Specifically, these levels are -1 for x_1 , -1 for x_3 , -1 for x_4 , and 0.2616 for x_5 . Therefore,

the optimal factor level combinations are 180°C for x_1 , 180°C for x_3 , 35 bars for x_4 , and 41% for x_5 .

In the Improve stage, precondition design and the optimal setting levels of machine parameters are implemented. As the segment 2 barrel temperature does not statistically have a significant effect on the response, then the factor is set at the low level, which is 185°C, because using a low factor level tends to be more economical. After the improvement recommendations are implemented, production data is collected again to calculate the new sigma level.

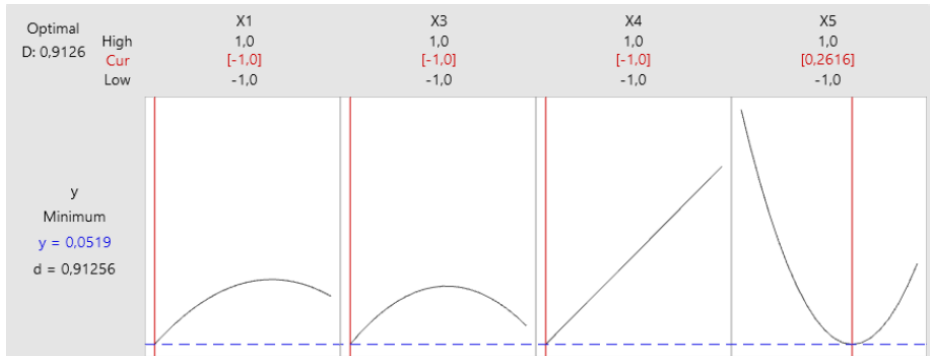


Fig. 12. Optimal result to minimize the defective products

3.3 The Control Phase

According to the data presented in Table 3, it showed that a decline in the Defects Per Million Opportunities (DPMO) and a corresponding increase in the sigma level. This empirical evidence proved the effectiveness of the implemented improvements in reducing the occurrence of defective products and enhancing the overall capability of the production process.

Table 3. Comparison of DPMO and sigma level for the initial vs the improvement.

	Initial Condition	After Improvement
DPO	0,01609177	0,00819672
DPMO	16.091,77	8.196,72
Sigma Level	3,64	3,90

Control plans are made to monitor production operators so that operators implement the designed improvements properly and for the injection molding machine so that the parameters continue to operate at the optimal level. The determined control designs are a visual reminder so that production operators carry out the mixing process properly, the nozzle cleaning in the injection machine and the checking form to ensure that production operators routinely clean the nozzle every morning, a positrol plan to ensure injection molding machine parameters operate at the optimal level, and a checklist for resetting the machine parameter levels to ensure that production operators routinely reset the machine’s parameter settings every two hours.

4 Conclusions

The research was conducted using the DMAIC framework. The focus of this study was on the black-colored hangers that were manufactured using an injection machine. The initial three phases, namely Define-Measure-Analysis, yielded the following outcomes: (i) there were six types of defects, namely short mold, lack of the color black, rough wrinkled surface, flash, easily broken if bent, and dirty, (ii) the current injection process has achieved a sigma level of 3.64. The Pareto diagram was utilized to identify the primary types of defects, which were found to be flash, short mold, and lack of the color black, accounting for a cumulative proportion of 81.64%, (iii) by using Ishikawa diagram and FMEA, improvement priorities for critical root causes can be determined.

The preconditioning stage was intended to facilitate the mixing process, ensure the quality of materials received from suppliers, and establish a plan for nozzle cleaning. The experimental design is aimed to determine the optimal combination of injection molding machine parameter settings. The experimental design was done by using the Response Surface Methodology (RSM). The adoption of RSM into DMAIC framework was done in the stage of Improve. The Box-Behnken Design (BBD) was chosen as the preferred response surface methodology (RSM) in order to mitigate the occurrence of excessive treatment combinations, which could lead to a higher number of defective goods.

The BBD experimental design included five machine parameters, specifically segment 1, 2 and 3 of barrel temperature, injection pressure, and injection speed. The measured reaction pertained to the proportion of flash and short mold defects. The application of Analysis of Variance (ANOVA) revealed that certain parameters exhibit statistically significant effects on the reduction of defective products. The optimal combination of parameter levels for the injection machine was determined to be 180°C for segment 1 barrel temperature, 180°C for segment 3 barrel temperature, 35 bars for injection pressure, and 41% for injection speed.

By implementing the designed improvements, a decrease in DPMO to 8,196.72 and an increase in sigma level to 3.90 were obtained. These proved that the designed improvements can actually reduce the number of defects as well as increase the capability of injection process.

References

1. Kotler, P. and Armstrong, G.: Principles of Marketing Global. 17th edn. Pearson Education, London (2018).
2. Antony, J. and Coronado, R. B.: Design for six sigma. *Manufacturing Engineer* 81(1), 24-26 (2002).
3. Ihsan, S. M. and Rollastin, B.: Analysis of Light Brick Production Process with Response Surface Method. In: Sukanto, Setiawan, I.M.A., Irwan, Wahyudie, I.A., Ramli (eds.) SNITT 2022, vol. 2, pp. 498-504. Politeknik Manufaktur Negeri Bangka Belitung, Bangka (2022).
4. Hadiyat, M. A.: Response-surface and Taguchi : An alternative or competition in practical optimization. In: SNIRA 2012, pp. 134-139. University of Trunojoyo Madura, Kamal Bangkalan (2012).

5. Huda, M.: The Quality Improvement of Injection Part with Lean Six Sigma Approach. *EKOMABIS: Jurnal Ekonomi Manajemen Bisnis* 1(01), 79-90 (2020).
6. Nasrun, D., Achmadi, F., and Hutabarat, J.: Implementation of Six Sigma in Improving the Quality of Batako Products Using the Design of Experiment Response Surface Methodology (RSM). *Jurnal Teknologi dan Manajemen Industri* 7(1), 13-18 (2021).
7. Ariandini, B., Astuti, P. and Sugiarto, D.: Quality Improvement of Water-based Paint with the Taguchi Method. *Jurnal Teknik Industri* 11(1), 8-16 (2021).
8. Carley, K. M., Kamneva, N. Y., and Reminga, J.: Response surface methodology: CASOS technical report. Carnegie Mellon University, USA (2004).

Open Access This chapter is licensed under the terms of the Creative Commons Attribution-NonCommercial 4.0 International License (<http://creativecommons.org/licenses/by-nc/4.0/>), which permits any noncommercial use, sharing, adaptation, distribution and reproduction in any medium or format, as long as you give appropriate credit to the original author(s) and the source, provide a link to the Creative Commons license and indicate if changes were made.

The images or other third party material in this chapter are included in the chapter's Creative Commons license, unless indicated otherwise in a credit line to the material. If material is not included in the chapter's Creative Commons license and your intended use is not permitted by statutory regulation or exceeds the permitted use, you will need to obtain permission directly from the copyright holder.





Part of **SPRINGER NATURE**

[PROCEEDINGS](#) | [JOURNALS](#) | [BOOKS](#)

Search

Series: [Atlantis Highlights in Engineering](#)

Proceedings of the 4th International Conference on Informatics, Technology and Engineering 2023 (InCITE 2023)

HOME



Welcome to the 4th International Conference on Informatics, Technology and Engineering 2023 (InCITE 2023). The theme of the conference is, “Adaptive, Resilient & Collaborative Engineering: Towards Faster Recovery & Impactful Solutions,” set the stage for insightful discussions and breakthroughs across four key tracks: engineering design and innovation, manufacturing and engineering processes, power systems and energy management, and IT for innovation enhancement.

Please click [here](#) for the conference website.

Atlantis Press

Atlantis Press – now part of Springer Nature – is a professional publisher of scientific, technical & medical (STM) proceedings, journals and books. We offer world-class services, fast turnaround times and personalised communication. The proceedings and journals on our platform are Open Access and generate millions of downloads every month.

For more information, please contact us at: contact@atlantis-press.com



- ▶ PROCEEDINGS
- ▶ JOURNALS
- ▶ BOOKS
- ▶ POLICIES
- ▶ MANAGE COOKIES/DO NOT SELL MY INFO
- ▶ ABOUT
- ▶ NEWS
- ▶ CONTACT
- ▶ SEARCH

[Home](#) [Privacy Policy](#) [Terms of use](#)   

Copyright © 2006-2023 Atlantis Press – now part of Springer Nature

Part of **SPRINGER NATURE**

[PROCEEDINGS](#) | [JOURNALS](#) | [BOOKS](#)

Search

Series: [Atlantis Highlights in Engineering](#)

Proceedings of the 4th International Conference on Informatics, Technology and Engineering 2023 (InCITE 2023)

PREFACE

Conference name: Proceedings of the 4th International Conference on Informatics, Technology and Engineering 2023 (InCITE 2023)

Date: 14-15 September, 2023

Location: Yogyakarta, Indonesia (Hybrid)

Website: <https://incite.ubaya.ac.id/>

We proudly present the proceedings of the 4th International Conference on Informatics, Technology, and Engineering 2023 (InCITE 2023), published as part of the Atlantis Highlights in Engineering series. The conference was successfully held in a hybrid setting on September 14–15, 2023, in Yogyakarta, Indonesia. InCITE 2023 is organized by the Faculty of Engineering, University of Surabaya (UBAYA). The conference theme, “Adaptive, Resilient & Collaborative Engineering: Towards Faster Recovery & Impactful Solutions,” set the stage for insightful discussions and breakthroughs across four key tracks: engineering design and innovation, manufacturing and engineering processes, power systems and energy management, and IT for innovation enhancement.

During InCITE 2023, we had the privilege of hosting five distinguished keynote speakers who shared their expertise on critical topics. One speaker emphasized the influential role of strategic design in eliciting specific emotions, showcasing its potential to drive consumer behavior and inspire

positive environmental actions. Another introduced an innovative frame that combined affect/Kansei-based design principles, design thinking, and sustainability approaches, offering a holistic methodology for product/service improvement. Thailand's adaptive and resilient use of technology during the COVID-19 pandemic was another keynote highlight. This speaker emphasized the role of online education, remote work tools, e-commerce platforms, collaboration software, and information-sharing applications in helping citizens endure and recover from the crisis. Additionally, one keynote explored the versatile applications of pillared interlayered clays (PILCs) as eco-friendly adsorbents and catalysts, emphasizing their alignment with green chemistry principles for sustainable pollutant removal and catalytic reactions. Lastly, a keynote speaker delved into the potential benefits and challenges of implementing 6G-based vehicular ad hoc networks (VANETs) within intelligent transportation systems (ITS), emphasizing improved communication capabilities, enhanced reliability, and the importance of addressing security vulnerabilities.

InCITE 2023 attracted 67 submissions from authors from diverse countries such as Indonesia, Netherlands, Australia, South Korea, Bangladesh, and Vietnam, where 53 papers were selected for presentation, which was divided into nine parallel sessions. These papers reflect the high quality and global relevance of the research shared, underscoring the conference's role as a catalyst for interdisciplinary collaboration and knowledge exchange.

We extend our sincere gratitude to our keynote speakers, diligent reviewers, dedicated organizers, and talented authors for their invaluable contributions to the success of InCITE 2023. The collaborative spirit, innovative ideas, and scholarly excellence showcased at this conference reaffirm our commitment to advancing engineering, technology, and informatics. Finally, we would like to express our sincere appreciation to the Atlantis Press Editorial Board for their valuable contributions and unwavering support throughout the preparation of the proceedings.

The Committee of InCITE 2023

Atlantis Press

Atlantis Press – now part of Springer Nature – is a professional publisher of scientific, technical & medical (STM) proceedings, journals and books. We offer world-class services, fast turnaround times and personalised communication. The proceedings and journals on our platform are Open Access and generate millions of downloads every month.

For more information, please contact us at: contact@atlantis-press.com

- ▶ PROCEEDINGS
- ▶ JOURNALS
- ▶ BOOKS
- ▶ POLICIES
- ▶ MANAGE COOKIES/DO NOT SELL MY INFO
- ▶ ABOUT
- ▶ NEWS
- ▶ CONTACT
- ▶ SEARCH

[Home](#) [Privacy Policy](#) [Terms of use](#)



Copyright © 2006-2023 Atlantis Press – now part of Springer Nature

Part of **SPRINGER NATURE**

[PROCEEDINGS](#) | [JOURNALS](#) | [BOOKS](#)

Search

Series: [Atlantis Highlights in Engineering](#)

Proceedings of the 4th International Conference on Informatics, Technology and Engineering 2023 (InCITE 2023)

ARTICLES

Search

[+ Advanced search](#)

SEARCH

54 articles

Proceedings Article

Peer-Review Statements

Markus Hartono, Hudiyo Firmanto, Connie Susilawati

All of the articles in this proceedings volume have been presented at the 4th International Conference on Informatics, Technology and Engineering 2023 (InCITE 2023) during 14-15 September 2023 in Yogyakarta, Indonesia, which was held in hybrid mode. These articles have been peer reviewed by the members...

[+ Article details](#)

[+ Download article \(PDF\)](#)

Proceedings Article

Warehouse Safety in Order Picking

Donna Kharisma, Markus Hartono

Safety in warehouse becomes one of the important factors in manual order picking process. Workplace accidents can be caused by a variety of things, including the use of incorrect tools, a lack of work processes, inadequate equipment and safety equipment, and pickers' negligence. Picker safety must...

[+ Article details](#)

[+ Download article \(PDF\)](#)

Proceedings Article

Designing Smart Contracts on Insurance Claims to Support the Supply Chain Performance

Josephine Permata Sari, Joniarto Parung

Blockchain as a distributed ledger technology that can guarantee transparency and speed in real time is increasingly being used to increase supply chain performance directly or indirectly. Blockchain in the form of smart contracts in the insurance business will speed up insurance claims and increase...

[+ Article details](#)

[+ Download article \(PDF\)](#)

Proceedings Article

Measuring E-Service Quality & Webqual 4.0 in ICMS Through Kano Method & Importance-Performance Analysis For Development Strategies

Billy Hartanto, Moses Laksono Singgih

This research focuses on the Palm Oil Company (POC), operating in Indonesia's palm oil industry, and its implementation of the Integrated Calibration Management System (ICMS) application. The study aims to

analyze the quality of the ICMS application and propose alternative solutions based on the quality...

[+ Article details](#)

[+ Download article \(PDF\)](#)

Proceedings Article

Lean Manufacturing to Reduce Production Time for Pressure Vessel Production

Bintang Timur Lazuardi, Moses Laksono Singgih

In a fiercely competitive business landscape, every company must optimize its resources and minimize wastage in the production process. At the Pressure Vessel Company (PVC), a study revealed various areas of waste, including non-compliant raw materials, delayed engineering documents, extended production...

[+ Article details](#)

[+ Download article \(PDF\)](#)

Proceedings Article

The Application of the Box-Jenkins (BJ) Method for Process Identification of the Batch Milk Cooling System

Rudy Agustriyanto, P. Setyopratomo, E. Srihari Mochni

The Box-Jenkins (BJ) method is a well-known system identification method that has been applied in several fields. Engineers use the Box-Jenkins method for quality control and process optimization in manufacturing. It can identify patterns and trends in production data, leading to improvements in product...

[+ Article details](#)

[+ Download article \(PDF\)](#)

Proceedings Article

Performance and Kinetic Study of Xylan Hydrolysis by Free and Immobilized *Trichoderma* Xylanase

Lieke Riadi, Yuana Elly Agustin, Lu Ki Ong, Ferrent Auryn Hadiwijaya, Amelia Winoto, Edrea Adelia Gunawan, Jessica Tambatjong, Tjie Kok

Enzyme immobilization is essential for enhancing the stability and reusability of enzymes in various industrial processes. To improve its feasibility, efficient yet simple immobilization techniques were required to be explored with respect to enhance overall catalytic efficiency and/or operational performance....

[+ Article details](#)

[+ Download article \(PDF\)](#)

Proceedings Article

Influence of Inulin and Isomalto-oligosaccharides as Thickener on the Stability of Vitamin C Containing $W_1/O/W_2$ Double Emulsion

Lanny Sapei, Emma Savitri, Hillary Emmanuella Darsono, Yenni Anggraeni

Encapsulation with a $W_1/O/W_2$ double emulsion (DE) system is a method that could protect vitamin C or other active ingredients from external influences thus increasing their stability and bioavailability. The DEs were prepared using hydrogenated coconut oil (HCNO) and middle chain triglycerides (MCT)...

[+ Article details](#)

[+ Download article \(PDF\)](#)

Proceedings Article

Effect of the Amount of KIO_3 , Water, and Stirring Time on Salt Quality in the Iodization Process

Herry Santoso, Febianus F. Setyadi, Maria Lestanur, Kevin C. Wanta, Angel Nadut, Judy R. Witono

Currently, IDD (Iodine Deficiency Disorder) is a problem that still requires attention from the Indonesian government. IDD problems can be overcome by adding iodized salt to daily food. However, the quality of consumption salt produced by small industries in Indonesia is still relatively low in terms...

[+ Article details](#)

[+ Download article \(PDF\)](#)

Proceedings Article

Carboxylated Multi-walled Carbon Nanotubes/Calcium Alginate Composite for Methylene Blue Removal

Puguh Setyoprato, Restu Kartiko Widi, Rudy Agustriyanto, Endang Srihari

In this research work, the adsorption of methylene blue (MB) on carboxylated poly-walled nanotubes carbon (PWNC)/calcium alginate composite was studied. The composite was synthesized by the impregnation method. The study was aimed to observe the impact of carbon nanotube dosage on the ability of the...

[+ Article details](#)

[+ Download article \(PDF\)](#)

Proceedings Article

Delignification and Characterization of Fiber from Durian Peel Waste

Emma Savitri, Prayogo Widyastoto Waluyo, Leonardus Edward Layantara, Nathasya Fabiola Rusly

The limited availability of natural fiber sources makes durian peel waste an alternative source of natural fiber. The characteristic of durian peel waste, which is mechanically strength, has the potential to be developed. During the durian season, the amount of durian consumption by the community increases...

[+ Article details](#)[+ Download article \(PDF\)](#)

Proceedings Article

Lean and Green Value Stream Mapping: Case Study of an East Java Furniture Factory

Reyhan Iskandar, Moses Laksono Singgih

Research on lean principles in developing countries remains limited, highlighting the need for exploring alternative methods that have a positive environmental impact. One such approach is the utilization of the Value Stream Mapping (VSM) method to develop a system for waste reduction in production processes....

[+ Article details](#)[+ Download article \(PDF\)](#)

Proceedings Article

The Adoption of the Response Surface Methodology within the DMAIC Process to Achieve Optimal Solutions in Reducing Product Defect

Yenny Sari, Amelia Santoso, Nadia Angelina Putri Pangestu

The high number of defective products can cause the company to receive many complaints. This research aimed to apply the quality improvement approach i.e., the DMAIC methodology (Define-Measure-Analysis-Improve-Control), to reduce product defect. The object of discussion was the black-color cloth hangers...

[+ Article details](#)[+ Download article \(PDF\)](#)

Proceedings Article

This research aims to compare the effects of efficiency and distortion in Audio Power Amplifiers with and without Tracking Power Supply (TPS) circuit design. The TPS circuit design is known for enhancing power efficiency while keeping low distortion in the amplifiers. This paper examined the performance...

[+ Article details](#)

[+ Download article \(PDF\)](#)

Proceedings Article

Risk Analysis to Mitigate Dominant Risk of Electrical Infrastructure Construction

Salim Afif, Moses Laksono Singgih

Over the past 5 years, the achievement of the Risk Maturity Model (RMM) level value at PT PLN (Persero) UID Bali has not yet reached the target with a gap of 0.47 from the target of 4.19 at the end of 2024. The company's lack of optimization in using the budget period 2018-2023 may be an indicator that...

[+ Article details](#)

[+ Download article \(PDF\)](#)

Proceedings Article

Reducing Procurement Waiting Time through Lean Six Sigma

Bagoes Iman Prakoso, Moses Laksono Singgih

A Mass Transportation Manufacturer (MTM) is a pseudonym for the company's name as the subject in this study, faces significant challenges in its procurement process, particularly in acquiring components from foreign suppliers, which often results in prolonged delays. This delay in procurement has a direct...

[+ Article details](#)

[+ Download article \(PDF\)](#)

Atlantis Press – now part of Springer Nature – is a professional publisher of scientific, technical & medical (STM) proceedings, journals and books. We offer world-class services, fast turnaround times and personalised communication. The proceedings and journals on our platform are Open Access and generate millions of downloads every month.

For more information, please contact us at: contact@atlantis-press.com

- ▶ PROCEEDINGS
- ▶ JOURNALS
- ▶ BOOKS
- ▶ POLICIES
- ▶ MANAGE COOKIES/DO NOT SELL MY INFO
- ▶ ABOUT
- ▶ NEWS
- ▶ CONTACT
- ▶ SEARCH

[Home](#) [Privacy Policy](#) [Terms of use](#)



Copyright © 2006-2023 Atlantis Press – now part of Springer Nature

Part of **SPRINGER NATURE**

[PROCEEDINGS](#) | [JOURNALS](#) | [BOOKS](#)

Search

Series: [Atlantis Highlights in Engineering](#)

Proceedings of the 4th International Conference on Informatics, Technology and Engineering 2023 (InCITE 2023)

AUTHORS

164 authors

Adelia, Tyrza

Incorporating Interactive Elements into Children's Storybook to Improve Childrer Motivation to Learn Bible: Case Study on the Parable of the Sower

Adji, Teguh Bharata

Implementation of Recency, Frequency, and Monetary Patterns in Adaptive Blockchain-Based Transactions

Afif, Salim

Risk Analysis to Mitigate Dominant Risk of Electrical Infrastructure Construction

Agung, Hendi Wicaksono

Centralized AGV Control Systems based on OutsealESP32 PLC and ESP-NOW Protocol

Agustin, Yuana Elly

Performance and Kinetic Study of Xylan Hydrolysis by Free and Immobilized Trichoderma Xylanase

Agustriyanto, Rudy

The Application of the Box-Jenkins (BJ) Method for Process Identification of the Batch Milk Cooling System

Agustriyanto, Rudy

Carboxylated Multi-walled Carbon Nanotubes/Calcium Alginate Composite for Methylene Blue Removal

Ainul, Rafina Destiarti

Performance Evaluation of Roof Tile Solar PV under Tropical Climate of Surabaya, Indonesia

Ainul, Rafina Destiarti

An Encrypted QR Code Using Layered Numeral Calculation for Low Powered Devices

Anamisa, Devie Rosa

Spices Identification in Essential Oil Producers using Comparasion of KNN and Naïve Bayes Classifier

Anamisa, Devie Rosa

Long Short-Term Memory Method Based on Normalization Data For Forecasting Analysis of Madura Ginger Selling Price

Andre

Arabic Letter Classification Using Convolutional Neural Networks for Learning to Write Quran

Angga, Ng Melissa

Incorporating Interactive Elements into Children's Storybook to Improve Childrer Motivation to Learn Bible: Case Study on the Parable of the Sower

Anggraeni, Yenni

Influence of Inulin and Isomalto-oligosaccharides as Thickener on the Stability of Vitamin C Containing $W_1/O/W_2$ Double Emulsion

Ardiansyah, Yanuar

Improving Loading and Unloading Performance at Patimban Port Car Terminal with a Lean Strategy

Ardiyanto, Igi

Implementation of Recency, Frequency, and Monetary Patterns in Adaptive Blockchain-Based Transactions

Arifin, Agus Zainal

Alveolar Bone Quality Classification from Dental Cone Beam Computed Tomography Images using YOLOv4-tiny

Arwoko, Heru

Drowsiness Eye Detection using Convolutional Neural Network

Asmawati, Endah

Drowsiness Eye Detection using Convolutional Neural Network

Astuti, Eha Renwi

Alveolar Bone Quality Classification from Dental Cone Beam Computed Tomography Images using YOLOv4-tiny

Astuti, Rahmaniyah Dwi

The Influence of Noise Factors on Concentration Based on EEG Signal

Aziiza, Arizia Aulia

Design of Employee Bus Routes for Madiun City Government Based on Home Locations and Presence Location History

Budiarjo

Implementation of K-Means and K-Nearest Neighbor Methods for Laptop Recommendation Websites

Cahyono, R. T.

Modeling and Optimization of Location Selection of Fuel Terminal Considering Vessels and Pipeline Operations

Cakravastia, Andi Ameera Sayaka

Indonesia e-Bike Consumer Preference Trough Market Potential Research: A Choice-Based Conjoint Analysis

Candra, Susila

Design of Mid Drive Electric Cargo Bike for Urban Area

Darsono, Hillary Emmanuella

Influence of Inulin and Isomalto-oligosaccharides as Thickener on the Stability of Vitamin C Containing $W_1/O/W_2$ Double Emulsion

Davidson, Jiechella

Incorporating Interactive Elements into Children's Storybook to Improve Children's Motivation to Learn Bible: Case Study on the Parable of the Sower

Fatichah, Chastine

Alveolar Bone Quality Classification from Dental Cone Beam Computed Tomography Images using YOLOv4-tiny

Firmanto, Hudiyo

Peer-Review Statements

Florenza, Fransiscus Xaverius

Centralized AGV Control Systems based on OutsealESP32 PLC and ESP-NOW Protocol

Gunawan

Driving Growth in Village Industries: Exploring Effective Financing Facilities for Micro and Small Enterprises

Gunawan, Edrea Adelia

Performance and Kinetic Study of Xylan Hydrolysis by Free and Immobilized Trichoderma Xylanase

Hadiwijaya, Ferrent Auryn

Performance and Kinetic Study of Xylan Hydrolysis by Free and Immobilized Trichoderma Xylanase

Halim, Abdul Hakim

A Model for Evaluating the Impact of Priority Rules on Flow Time and Wait Time In A Job Shop Scheduling System: A Single Machine Case

Handani, Felix

Electronic Election for Small Medium Non-Profit Organizations in Indonesian Cities

Handani, Felix

Online Claim and Guarantee Mechanism for Electronics Peripheral in Urban Cou:

Hapsari, Indri

Remarshaling in A Bin-to-Person-based Smart Automated Warehouse

Haq, Ahmad Farisul

Long Short-Term Memory Method Based on Normalization Data For Forecasting Analysis of Madura Ginger Selling Price

Hartanto, Billy

Measuring E-Service Quality & Webqual 4.0 in ICMS Through Kano Method & Importance-Performance Analysis For Development Strategies

Hartono, Markus

Peer-Review Statements

Hartono, Markus

Warehouse Safety in Order Picking

Hartono, Markus

Affective-based Human Factors Design: Design Thinking & Sustainability Approach

Haryono, Yon

The Interaction Effect of CaCo_3 Composition, Injection Temperature, and Injection Pressure on the Tensile Strength and Hardness of Recycled HDPE

Herowati, Evy

The House of Risk with Multi-Actor Approach Aligned with ISO 31000:2018 for Effective Risk Management in Business with Risky Environment

Ibrahim, Christian Yavin

Electric Vehicle Charging Allocation Considering Electricity Price Fluctuation

Iftadi, Irwan

The Influence of Noise Factors on Concentration Based on EEG Signal

Indrawati, Veronica

Behavior of Vehicle Platoon with Limited Output Information Based on Constant Time Heading

Indrawati, Veronica

Comparing the Effects of Efficiency and Distortion in Audio Power Amplifiers with and without Tracking Power Supply Circuit Design

Indrawati, Veronica

Analyzing the Probability Density Distribution of Sustained Phoneme Voice Featu
the PC-GITA Dataset for Parkinson's Disease Identification

Irawati, Fenny

Performance Evaluation of Roof Tile Solar PV under Tropical Climate of Surabaya,
Indonesia

Iskandar, Reyhan

Lean and Green Value Stream Mapping: Case Study of an East Java Furniture Factory

Jauhari, Achmad

Spices Identification in Essential Oil Producers using Comparasion of KNN and Naïve
Bayes Classifier

Jauhari, Achmad

Long Short-Term Memory Method Based on Normalization Data For Forecasting
Analysis of Madura Ginger Selling Price

Jimmy

Perceived Usability Evaluation of IRiS: an Integrated Recommendation Collection
System

Kartikasari, Fitri Dwi

Performance Evaluation of Roof Tile Solar PV under Tropical Climate of Surabaya,
Indonesia

Kharisma, Donna

Warehouse Safety in Order Picking

Khotimah, Bain Khusnul

Long Short-Term Memory Method Based on Normalization Data For Forecasting
Analysis of Madura Ginger Selling Price

Kirana, Pradiksa Pratyahara

Performance Evaluation of Roof Tile Solar PV under Tropical Climate of Surabaya,
Indonesia

Kiridena, Senevi

Overview of Ergonomics and Safety Aspects of Human-Cobot Interaction in the
Manufacturing Industry

Kok, Tjie

Performance and Kinetic Study of Xylan Hydrolysis by Free and Immobilized Trichoderma Xylanase

Kumar, Dinesh K.

Analyzing the Probability Density Distribution of Sustained Phoneme Voice Features in the PC-GITA Dataset for Parkinson's Disease Identification

Kusumo, Argo Hadi

Has Website Design using Website Builder Fulfilled Usability Aspects? A Study Case of Three Website Builders

Laksono, Pringgo Widyo

The Influence of Noise Factors on Concentration Based on EEG Signal

Layantara, Leonardus Edward

Delignification and Characterization of Fiber from Durian Peel Waste

Lazuardi, Bintang Timur

Lean Manufacturing to Reduce Production Time for Pressure Vessel Production

Lestanur, Maria

Effect of the Amount of KIO_3 , Water, and Stirring Time on Salt Quality in the Iodization Process

Liliana

Online Claim and Guarantee Mechanism for Electronics Peripheral in Urban Country

Limanto, Susana

Drowsiness Eye Detection using Convolutional Neural Network

Lisana, Lisana

Exploring the Impact of Mobile-Based 3D Simulation on Student's Achievement and Satisfaction in Physics Education

Louk, Maya Hilda Lestari

Online Claim and Guarantee Mechanism for Electronics Peripheral in Urban Country

Maghriza, Revy

Restructuring Job Design Using Job Analysis to Balance Workload and Enhance Productivity

Martin, Iris

Development of Artificial Immune System in Multi-Objective Vehicle Routing Problem with Time Windows

Ma'ruf, Anas

A Model for Evaluating the Impact of Priority Rules on Flow Time and Wait Time
Job Shop Scheduling System: A Single Machine Case

Ma'ruf, Anas

Indonesia e-Bike Consumer Preference Trough Market Potential Research: A Choice-
Based Conjoint Analysis

Mochni, E. Srihari

The Application of the Box-Jenkins (BJ) Method for Process Identification of the Batch
Milk Cooling System

Motin, Mohammad A.

Analyzing the Probability Density Distribution of Sustained Phoneme Voice Features in
the PC-GITA Dataset for Parkinson's Disease Identification

Mufarroha, Fifin Ayu

Spices Identification in Essential Oil Producers using Comparasion of KNN and Naïve
Bayes Classifier

Mufarroha, Fifin Ayu

Long Short-Term Memory Method Based on Normalization Data For Forecasting
Analysis of Madura Ginger Selling Price

Mulaab

Spices Identification in Essential Oil Producers using Comparasion of KNN and Naïve
Bayes Classifier

Nadut, Angel

Effect of the Amount of KIO_3 , Water, and Stirring Time on Salt Quality in the Iodization
Process

Naufal, Mohammad Farid

Implementation of K-Means and K-Nearest Neighbor Methods for Laptop
Recommendation Websites

Naufal, Mohammad Farid

Arabic Letter Classification Using Convolutional Neural Networks for Learning to
Write Quran

Nisar, Muhammad Usman

A Model for Evaluating the Impact of Priority Rules on Flow Time and Wait Time In A
Job Shop Scheduling System: A Single Machine Case

Novawanda, Olyvia

Electric Vehicle Charging Allocation Considering Electricity Price Fluctuation

Nur, Achmad Zain

Spices Identification in Essential Oil Producers using Comparison of KNN and Naïve Bayes Classifier

Nurbi, Rahma Sabilah

The Influence of Noise Factors on Concentration Based on EEG Signal

Ong, Lu Ki

Performance and Kinetic Study of Xylan Hydrolysis by Free and Immobilized Trichoderma Xylanase

Pah, Nemuel Daniel

Analyzing the Probability Density Distribution of Sustained Phoneme Voice Features in the PC-GITA Dataset for Parkinson's Disease Identification

Pangestu, Nadia Angelina Putri

The Adoption of the Response Surface Methodology within the DMAIC Process to Achieve Optimal Solutions in Reducing Product Defect

Parung, Joniarto

Designing Smart Contracts on Insurance Claims to Support the Supply Chain Performance

Phan, Mai-Ha

Remarshaling in A Bin-to-Person-based Smart Automated Warehouse

Phyo, Pyae Pyae

Behavior of Vehicle Platoon with Limited Output Information Based on Constant Time Heading

Prakoso, Bagoes Iman

Reducing Procurement Waiting Time through Lean Six Sigma

Pramana, Edwin

Exploring the Impact of Mobile-Based 3D Simulation on Student's Achievement and Satisfaction in Physics Education

Prasetyo, Daniel Hary

Design of Employee Bus Routes for Madiun City Government Based on Home Locations and Presence Location History

Prasetyo, Hendra

The Interaction Effect of CaCo₃ Composition, Injection Temperature, and Injector Pressure on the Tensile Strength and Hardness of Recycled HDPE

Prasetyo, Vincentius Riandaru

Implementation of K-Means and K-Nearest Neighbor Methods for Laptop Recommendation Websites

Prayitno, Agung

Behavior of Vehicle Platoon with Limited Output Information Based on Constant Time Heading

Putra, Ramadhan Hardani

Alveolar Bone Quality Classification from Dental Cone Beam Computed Tomography Images using YOLOv4-tiny

**Atlantis Press**

Atlantis Press – now part of Springer Nature – is a professional publisher of scientific, technical & medical (STM) proceedings, journals and books. We offer world-class services, fast turnaround times and personalised communication. The proceedings and journals on our platform are Open Access and generate millions of downloads every month.

For more information, please contact us at: contact@atlantis-press.com

- ▶ PROCEEDINGS
- ▶ JOURNALS
- ▶ BOOKS
- ▶ POLICIES
- ▶ MANAGE COOKIES/DO NOT SELL MY INFO
- ▶ ABOUT
- ▶ NEWS
- ▶ CONTACT
- ▶ SEARCH

Putra, Yehezkiel D. Faraisc

Design of Mid Drive Electric Cargo Bike for Urban Area

Qudsi, F.

Modeling and Optimization of Location Selection of Fuel Terminal Considering Vessels and Pipeline Operations

Ragacca, I Made Panca Bayu Tarsa

The House of Risk with Multi-Actor Approach Aligned with ISO 31000:2018 for Effective Risk Management in Business with Risky Environment

Rahabillah, Mohammad Rizal

Spices Identification in Essential Oil Producers using Comparison of KNN and Naïve Bayes Classifier

Raja, Andi Cakravastia Arisaputra

A Model for Evaluating the Impact of Priority Rules on Flow Time and Wait Time In A Job Shop Scheduling System: A Single Machine Case

Riadi, Lieke

Performance and Kinetic Study of Xylan Hydrolysis by Free and Immobilized Trichoderma Xylanase

Rusly, Nathasya Fabiola

Delignification and Characterization of Fiber from Durian Peel Waste

Santoso, Amelia

The Adoption of the Response Surface Methodology within the DMAIC Process to Achieve Optimal Solutions in Reducing Product Defect

Santoso, Herry

Effect of the Amount of KIO_3 , Water, and Stirring Time on Salt Quality in the Iodization Process

Sapei, Lanny

Influence of Inulin and Isomalto-oligosaccharides as Thickener on the Stability of Vitamin C Containing $W_1/O/W_2$ Double Emulsion

Saputra, Albertus Agung Jody

Design of Mid Drive Electric Cargo Bike for Urban Area

Sari, Josephine Permata

Designing Smart Contracts on Insurance Claims to Support the Supply Chain Performance

Sari, Yenny

The Adoption of the Response Surface Methodology within the DMAIC Process to Achieve Optimal Solutions in Reducing Product Defect

Savitri, Emma

Influence of Inulin and Isomalto-oligosaccharides as Thickener on the Stability of Vitamin C Containing $W_1/O/W_2$ Double Emulsion

Savitri, Emma

Delignification and Characterization of Fiber from Durian Peel Waste

Sa'idah, N. F.

Modeling and Optimization of Location Selection of Fuel Terminal Considering Vessels and Pipeline Operations

Setyadi, Febianus F.

Effect of the Amount of KIO_3 , Water, and Stirring Time on Salt Quality in the Iodization Process

Setyoprato, P.

The Application of the Box-Jenkins (BJ) Method for Process Identification of the Batch Milk Cooling System

Setyoprato, Puguh

Carboxylated Multi-walled Carbon Nanotubes/Calcium Alginate Composite for Methylene Blue Removal

Simanjuntak, Defi Willy

Circular Economy at LNG Bontang Company: Transforming Aluminum Jacketing Waste Into Sacrificial Anode Products

Singgih, Ivan Kristianto

Remarshaling in A Bin-to-Person-based Smart Automated Warehouse

Singgih, Ivan Kristianto

Comparison of Classification Machine Learning Models for Production Flow Analysis in a Semiconductor Fab

Singgih, Ivan Kristianto

Electric Vehicle Charging Allocation Considering Electricity Price Fluctuation

Singgih, Moses Laksono

Measuring E-Service Quality & Webqual 4.0 in ICMS Through Kano Method & Importance-Performance Analysis For Development Strategies

Singgih, Moses Laksono

Lean Manufacturing to Reduce Production Time for Pressure Vessel Production

Singgih, Moses Laksono

Lean and Green Value Stream Mapping: Case Study of an East Java Furniture Factory

Singgih, Moses Laksono

Risk Analysis to Mitigate Dominant Risk of Electrical Infrastructure Construction

Singgih, Moses Laksono

Reducing Procurement Waiting Time through Lean Six Sigma

Singgih, Moses Laksono

Lean Six Sigma and TRIZ to Reduce Non-Value-Added Activities of the Transformer Production Process

Singgih, Moses Laksono

Circular Economy at LNG Bontang Company: Transforming Aluminum Jacketing Waste Into Sacrificial Anode Products

Singgih, Moses Laksono

Restructuring Job Design Using Job Analysis to Balance Workload and Enhance Productivity

Singgih, Moses Laksono

Improving Loading and Unloading Performance at Patimban Port Car Terminal with a Lean Strategy

Siswanto, Muhammad Zain Fawwaz Nuruddin

Arabic Letter Classification Using Convolutional Neural Networks for Learning to Write Quran

Soegiharto, Stefanus

Comparison of Classification Machine Learning Models for Production Flow Analysis in a Semiconductor Fab


Soegiharto, Stefanus

Electric Vehicle Charging Allocation Considering Electricity Price Fluctuation

Soesanto, Daniel

Implementation of Recency, Frequency, and Monetary Patterns in Adaptive Blockchain-Based Transactions

Soesanto, Daniel

Online Claim and Guarantee Mechanism for Electronics Peripheral in Urban Cou: 

Srihari, Endang

Carboxylated Multi-walled Carbon Nanotubes/Calcium Alginate Composite for Methylene Blue Removal

Suciati, Nanik

Alveolar Bone Quality Classification from Dental Cone Beam Computed Tomography Images using YOLOv4-tiny

Suhardi, Bambang

The Influence of Noise Factors on Concentration Based on EEG Signal

Sulistiyani, Endang

Design of Employee Bus Routes for Madiun City Government Based on Home Locations and Presence Location History

Surjani, Rosita Meitha

The House of Risk with Multi-Actor Approach Aligned with ISO 31000:2018 for Effective Risk Management in Business with Risky Environment

Suryoputro, Muhammad Ragil

Overview of Ergonomics and Safety Aspects of Human-Cobot Interaction in the Manufacturing Industry

Susilawati, Connie

Peer-Review Statements

Suteja, The Jaya

The Interaction Effect of CaCo_3 Composition, Injection Temperature, and Injection Pressure on the Tensile Strength and Hardness of Recycled HDPE

Syafiandini, Arida Ferti

Comparison of Classification Machine Learning Models for Production Flow Analysis in a Semiconductor Fab

Tambatjong, Jessica

Performance and Kinetic Study of Xylan Hydrolysis by Free and Immobilized Trichoderma Xylanase

Tanuwijaya, Kristian

Perceived Usability Evaluation of IRiS: an Integrated Recommendation Collection System

Tarigan, Elieser

Performance Evaluation of Roof Tile Solar PV under Tropical Climate of Surabaya
Indonesia

Tjandra, Sunardi

Design of Mid Drive Electric Cargo Bike for Urban Area

Waluyo, Prayogo Widyastoto

Delignification and Characterization of Fiber from Durian Peel Waste

Wanta, Kevin C.

Effect of the Amount of KIO_3 , Water, and Stirring Time on Salt Quality in the Iodization Process

Wibisono, Eric

Development of Artificial Immune System in Multi-Objective Vehicle Routing Problem with Time Windows

Wibowo, Susilo

An Encrypted QR Code Using Layered Numeral Calculation for Low Powered Devices

Widi, Restu Kartiko

Carboxylated Multi-walled Carbon Nanotubes/Calcium Alginate Composite for Methylene Blue Removal

Widi, Restu Kartiko

Pillared Interlayered Clays (PILCs): Harnessing Their Potential as Adsorbents and Catalysts - A Mini Review

Widiasri, Monica

Alveolar Bone Quality Classification from Dental Cone Beam Computed Tomography Images using YOLOv4-tiny

Winoto, Amelia

Performance and Kinetic Study of Xylan Hydrolysis by Free and Immobilized Trichoderma Xylanase

Witono, Judy R.

Effect of the Amount of KIO_3 , Water, and Stirring Time on Salt Quality in the Iodization Process

Yusuf, Muhammad

Long Short-Term Memory Method Based on Normalization Data For Forecasting Analysis of Madura Ginger Selling Price

Yusuf, Yohanes Gunawan

Comparing the Effects of Efficiency and Distortion in Audio Power Amplifiers without Tracking Power Supply Circuit Design

Zaifar, Adritho

Lean Six Sigma and TRIZ to Reduce Non-Value-Added Activities of the Transformer Production Process

Zaini, Irzal

An Encrypted QR Code Using Layered Numeral Calculation for Low Powered Devices

Zhang, Tieling

Overview of Ergonomics and Safety Aspects of Human-Cobot Interaction in the Manufacturing Industry

**Atlantis Press**

Atlantis Press – now part of Springer Nature – is a professional publisher of scientific, technical & medical (STM) proceedings, journals and books. We offer world-class services, fast turnaround times and personalised communication. The proceedings and journals on our platform are Open Access and generate millions of downloads every month.

For more information, please contact us at: contact@atlantis-press.com

- ▶ PROCEEDINGS
- ▶ JOURNALS
- ▶ BOOKS
- ▶ POLICIES
- ▶ MANAGE COOKIES/DO NOT SELL MY INFO
- ▶ ABOUT
- ▶ NEWS
- ▶ CONTACT
- ▶ SEARCH

Part of **SPRINGER NATURE**

[PROCEEDINGS](#) | [JOURNALS](#) | [BOOKS](#)

Search

Series: [Atlantis Highlights in Engineering](#)

Proceedings of the 4th International Conference on Informatics, Technology and Engineering 2023 (InCITE 2023)

ORGANIZERS

Editors

Markus Hartono

University of Surabaya, Surabaya, Indonesia

Hudiyo Firmanto

University of Surabaya, Surabaya, Indonesia

Connie Susilawati

Queensland University of Technology, Australia

Steering Committee

Jimmy

University of Surabaya, Surabaya, Indonesia

Organizing Committee

Agung Prayitno (Chair)

University of Surabaya, Surabaya, Indonesia

Herman Susanto (Vice Chair)

University of Surabaya, Surabaya, Indonesia

Alexander Yohan (Secretariat)

University of Surabaya, Surabaya, Indonesia

Veronica Indrawati (Treasurer)

University of Surabaya, Surabaya, Indonesia

Aloisiyus Yuli Widiyanto (Program)

University of Surabaya, Surabaya, Indonesia

Mikhael Ming Khosasih (Website and Design)

University of Surabaya, Surabaya, Indonesia

Scientific Committee**Benny Tjahjono**

Coventry University, Coventry, England

Bertha Maya Sopha

Universitas Gadjah Mada, Yogyakarta, Indonesia

Hazrul Iswadi

University of Surabaya, Surabaya, Indonesia

I Made Londen Batan

Institut Teknologi Sepuluh Nopember, Surabaya, Indonesia

Itthisek Nilkhamhang

Sirindhorn International Institute of Technology, Pathum Thani, Thailand

Tan Kay Chuan

National University of Singapore, Singapore

Muhammad Rosiawan

University of Surabaya, Surabaya, Indonesia

Naniek Utami Handayani

Universitas Diponegoro, Semarang, Indonesia

Atlantis Press

Atlantis Press – now part of Springer Nature – is a professional publisher of scientific, technical & medical (STM) proceedings, journals and books. We offer world-class services, fast turnaround times and personalised communication. The proceedings and journals on our platform are Open Access and generate millions of downloads every month.

For more information, please contact us at: contact@atlantis-press.com

- ▶ PROCEEDINGS
- ▶ JOURNALS
- ▶ BOOKS
- ▶ POLICIES
- ▶ MANAGE COOKIES/DO NOT SELL MY INFO
- ▶ ABOUT
- ▶ NEWS
- ▶ CONTACT
- ▶ SEARCH

[Home](#) [Privacy Policy](#) [Terms of use](#)   

Copyright © 2006-2023 Atlantis Press – now part of Springer Nature

CrossMark

Document is current

Any future updates will be listed below

The Adoption of the Response Surface Methodology within the DMAIC Process to Achieve Optimal Solutions in Reducing Product Defect

Crossref DOI link: https://doi.org/10.2991/978-94-6463-288-0_13

Published Online: 2023-11-19

Published Print: 2023

Update policy: https://doi.org/10.1007/springer_crossmark_policy

Authors

License Information

More Information



Peer-Review Statements

Markus Hartono¹(✉), Hudiyo Firmanto¹, and Connie Susilawati²

¹ University of Surabaya, Surabaya, Indonesia
markus@staff.ubaya.ac.id

² Queensland University of Technology, Brisbane, Australia

All of the articles in this proceedings volume have been presented at the 4th International Conference on Informatics, Technology and Engineering 2023 (InCITE 2023) during 14-15 September 2023 in Yogyakarta, Indonesia, which was held in hybrid mode. These articles have been peer reviewed by the members of the Scientific Committee and approved by the Editor-in-Chief, who affirms that this document is a truthful description of the conference's review process.

1 REVIEW PROCEDURE

The reviews were double-blind. Each submission was examined by 2 reviewer(s) independently. The conference submission management system was EasyChair. Each incoming paper will go through a preliminary review by the internal reviewer board to ensure the completeness of the paper and its suitability with the topics at the InCITE 2023 conference. The paper will then be sent to peer review partners. Based on the collected review results, the decision will be informed to the author(s) either rejected or accepted. A paper could only be considered for acceptance if it had received favourable recommendations from the two reviewers. Accepted papers will be returned to the author(s) for revision by addressing the reviewers' comments.

2 QUALITY CRITERIA

Reviewers were instructed to assess the quality of submissions solely based on the academic merit of their content along the following dimensions:

1. Relevance to Conference's Themes.
2. Originality and Novelty.
3. Soundness of Methodology.
4. Results.
5. Contribution.
6. Ethical Standard.
7. Quality of Writing.

M. Hartono—Editor-in-Chief of the InCITE 2023.

© The Author(s) 2023

M. Hartono et al. (eds.), *Proceedings of the 4th International Conference on Informatics, Technology and Engineering 2023 (InCITE 2023)*, Atlantis Highlights in Engineering 21,

https://doi.org/10.2991/978-94-6463-288-0_1

The internal reviewer board also performed similarity checking using Turnitin in order to detect any possible signs of plagiarism and self-plagiarism during the preliminary review process and final camera-ready version.

In addition, all of the articles have been checked for textual overlap in an effort to detect possible signs of plagiarism by the publisher.

3 KEY METRICS

<i>Total submissions</i>	67
<i>Number of articles sent for peer review</i>	67
<i>Number of accepted articles</i>	53
<i>Acceptance rate</i>	79.1%
<i>Number of reviewers</i>	55

4 COMPETING INTERESTS

Some of the reviewers had direct involvement as authors or co-authors of the manuscripts. To mitigate any potential bias, they were relieved of their manuscript handling duties and instead assigned them to impartial colleagues.

Open Access This chapter is licensed under the terms of the Creative Commons Attribution-NonCommercial 4.0 International License (<http://creativecommons.org/licenses/by-nc/4.0/>), which permits any noncommercial use, sharing, adaptation, distribution and reproduction in any medium or format, as long as you give appropriate credit to the original author(s) and the source, provide a link to the Creative Commons license and indicate if changes were made.

The images or other third party material in this chapter are included in the chapter's Creative Commons license, unless indicated otherwise in a credit line to the material. If material is not included in the chapter's Creative Commons license and your intended use is not permitted by statutory regulation or exceeds the permitted use, you will need to obtain permission directly from the copyright holder.

