



## The Effect of Smoking Habit on Vitamin D Status of Adults in Indonesia

Amelia Lorensia<sup>1✉</sup>, Rivan Virlando Suryadinata<sup>2</sup>, Riska Kholifatul Rahmawati<sup>3</sup>, and Roslin Septiani<sup>4</sup>

<sup>1,3,4</sup>Faculty of Pharmacy, University of Surabaya, Surabaya, Indonesia

<sup>2</sup>Faculty of Medicine, University of Surabaya, Surabaya, Indonesia

### Article Info

#### Article History:

Submitted May 2023

Accepted June 2023

Published January 2024

#### Keywords:

smoker;  
smoking behavior;  
vitamin d

#### DOI

<https://doi.org/10.15294/kemas.v19i3.46823>

### Abstract

Smoking will reduce the metabolism of vitamin d in the body. Indonesia, as a tropical country that has a high level of sun exposure, is one with a high prevalence of smokers. Early identification of vitamin D status can be used as a preventive measure for risks associated with vitamin D deficiency. This study aimed to determine smoking behavior with vitamin D status. This research was conducted in April -November 2021. The research design was cross-sectional, using a purposive sampling method. Variables were smoker behavior, vitamin D status, and vitamin D deficiency. The differences between vitamin D status and smoker behavior in the smoker and non-smoker group used the chi-square test and the relationship used the contingency coefficient. This study involved 144 subjects, consisting of 73 non-smokers and 71 smokers. The groups at risk for vitamin D deficiency were 17 non-smokers (23.29%) and 31 smokers (43.66%). The smokers' group had a 2,553 times higher risk of vitamin D deficiency than non-smokers. There was a significant difference between smokers and non-smokers on 25(OH)D level vitamin D status. There was a significant relationship between vitamin D status in smokers and non-smokers. There was a weak relationship between smokers and non-smokers on vitamin D status.

### Introduction

Tobacco smoking is one of the biggest health problems in the world. The 21st-century hazards reveal that smokers who start smoking early in adult life and do not quit lose a decade of life expectancy versus non-smokers (Jha, 2020). The prevalence of smoking in Indonesian society is 58% and 95% is dominated by men. Indonesia is the second-largest cigarette market in the world by retail volume and is one of the largest tobacco-consuming countries in the world (Kusumawardani *et al.*, 2018). Exposure to secondhand smoke is known to significantly increase the risk for the development of respiratory distress, which is characterized by markedly elevated baseline levels of proinflammatory cytokines (Azargoon *et al.*, 2022; that not only affects the users but also endangers the health of people inhaling the

smoke (passive smoking/secondhand smoke Bhat *et al.*, 2018). Damage to the alveolar walls and loss of elasticity that occurs in respiratory disorders are caused by chronic inflammation and an imbalance of antioxidants (Hikichi *et al.*, 2019; Liguori *et al.*, 2018). Oxidative stress is increased in patients with respiratory distress. This oxidative stress causes a protease/antiprotease imbalance and is believed to be a contributing factor to the pathogenesis of respiratory disorders (Thimmulappa *et al.*, 2019; Marginean *et al.*, 2018).

Vitamin D deficiency or vitamin D deficiency can increase the incidence of respiratory diseases such as COPD or asthma which occupy the top 10 chronic diseases in Indonesia. This is because vitamin D deficiency causes a decrease in lung function (Ghosh *et al.*, 2020; but the relationship between vitamin

✉ Correspondence Address:

Jl. Raya Kalirungkut, Kali Rungkut, Rungkut, Surabaya, East Java, 60293, Indonesia  
Email: : amelia.lorensia@gmail.com; amelia.lorensia@staff.ubaya.ac.id

D levels and COPD exacerbations remains controversial. In addition, the effect of vitamin D levels on imaging characteristics remains mostly unexplored. Using cross-sectional and longitudinal follow up data from the COPD Gene Study, we assessed the association between vitamin D levels on respiratory symptoms, exacerbations, and imaging characteristics. We hypothesized that vitamin D deficiency will be associated with worse respiratory-related outcomes. Methods: Current and former smokers between ages 45-80 were enrolled the COPD Gene Study. Subjects completed questionnaires, spirometry, six-minute walk test, and chest computed tomography scans. A subset of subjects had measurement of serum concentration of 25-hydroxyvitamin D (25(OH)Wannamethee *et al.*, 2021). Low blood levels of vitamin D are associated with decreased lung function, increased inflammation, and infectious or neoplastic disease. The mechanism underlying the emergence of respiratory disease due to low vitamin D levels is unclear, but it is suspected that vitamin D affects the function of inflammatory and structural cells. Many studies have shown that vitamin D deficiency causes more susceptibility to respiratory diseases and requires a longer recovery time than patients with normal vitamin D (Vitamin D Council, 2017). Vitamin D supplementation can also reduce COPD worsening when it is given for a prolonged period (Khan *et al.*, 2017; Gupta & Ramadass, 2019).

Respiratory disease can be prevented by paying attention to vitamin D intake. Vitamin D contributes to preventing a person from experiencing respiratory disease. Vitamin D is most easily obtained from direct sunlight (Khan *et al.*, 2017; Gupta & Ramadass, 2019). In tropical countries in Asia, such as Indonesia, the need for sunlight should be sufficient, but in reality, it is estimated that the prevalence of vitamin D deficiency is quite high in their productive age (Lorensia, *et al.*, 2022; Suryadinata *et al.*, 2021). Modernization also brings changes in lifestyle and diet to be low in vitamin D. In addition, increasing pollution prevents sunlight from reaching the earth which results in blocking sun exposure on human skin (Manisalidis *et al.*, 2020; Dominguez *et al.*, 2021). Asian people's daily behavior can

also be associated with vitamin D deficiency, where the assumption is that white people look more beautiful than dark-skinned people. So that most Asian people choose to protect their skin from sun exposure with sunscreen, which can prevent sun exposure to the skin (Lowe & Bhojani, 2017; Divakar *et al.*, 2019) where vitamin D deficiency is common despite the presence of sunlight all year round in most places. We examined the prevalence of vitamin D deficiency and its associated work-related factors among indoor workers using the data of 213 participants (aged  $\geq 21$  years. Modern lifestyles such as excessive eating patterns and limited physical activity will trigger obesity, which also causes low levels of vitamin D in the blood. Excess body weight that causes obesity can cause a decrease in the bioavailability of vitamin D from the skin and food because it accumulates in body fat (Migliaccio *et al.*, 2019; which is the biologically-inactive intermediate and represents the predominant circulating form. Different mechanisms have been hypothesized to explain the association between hypovitaminosis D and obesity, including lower dietary intake of vitamin D, lesser skin exposure to sunlight, due to less outdoor physical activity, decreased intestinal absorption, impaired hydroxylation in adipose tissue and 25(OH)Khosravi *et al.*, 2018) fish oil supplements are produced commercially to complement low fish intake. It is not clear if both interventions have similar effects. The aim of this trial was to compare the anti-hyperlipidemic effect of omega3 fatty acid supplements with fresh fish. Method: A total of 106 patients with hyperlipidemia were randomized. One group received 2 g/day of omega-3 capsules for a period of 8 weeks and the other group received a mean of 250 g trout fish twice weekly (for dinner and lunch).

Vitamin D deficiency is due to several infectious diseases, with effects on breathing and lung function. Supplementation with vitamin D improves many lung conditions. There is an association between vitamin D and chronic disease (Zisi *et al.*, 2019; like cathelicidin, in response to both viral and bacterial stimuli. The aim of this review is to summarize the more recently published data with regard to potential associations of 25-hydroxyvitamin

D [25(OH Ganji *et al.*, 2020). The data show a significant association between vitamin D deficiency and decreased pulmonary function tests in a large outpatient population. Chronic lung diseases such as asthma and chronic obstructive pulmonary disease (COPD) are also genetically linked to vitamin D. Immune and genetic influences of vitamin D may influence the pathogenesis of chronic lung disease (Martineau *et al.*, 2019) antibiotics or both. Our secondary objectives are to evaluate the impact of Vitamin D supplementation on other effectiveness outcomes, including severe AECOPD, i.e. Those requiring emergency department (ED).

Early identification of vitamin D status can be used as a preventive measure for risks associated with vitamin D deficiency (Aji *et al.*, 2019; pregnancy profiles, dietary intake, and maternal anthropometry measurements Pilz *et al.*, 2019). Indicators used to determine vitamin D status include blood tests, intake of foods containing vitamin D (Aji *et al.*, 2019; pregnancy profiles, dietary intake, and maternal anthropometry measurements Pilz *et al.*, 2019; Lorensia *et al.*, 2020a), and questionnaires (Larson-meyer *et al.*, 2019; winter (n = 49 Bolek-Berquist *et al.*, 2009). Evaluation of vitamin D status using a questionnaire is easier and more economical to do than a blood serum examination. In addition, when compared to blood tests, clinical questionnaires can be used to identify long-term vitamin D status (Aji *et al.*, 2019; pregnancy profiles, dietary intake, and maternal anthropometry measurements Bolek-Berquist *et al.*, 2009; Annweiler *et al.*, 2017) without resorting to a blood test, older adults with low vitamin D concentrations. Our objective was to determine whether a self-administered VDSP was concordant with the VDSP administered by a physician, and to examine the concordance of every single item of the VDSP. Methods: A total of 349 older in- and outpatients (mean, 83.2±7.2 years; 59% female. Questionnaires can be used to identify patients at high or low risk of vitamin D deficiency (Bolek-Berquist *et al.*, 2009). Smoking habits as a risk factor for vitamin D deficiency (Yang *et al.*, 2021; Nwosu & Kum-Nji, 2018) 263 subjects of ages 3 to 17 years. Subjects were categorized into two groups

based on their age: children, if <10 years; and youth if 10 to 17 years. Descriptive and multiple logistic regression analyses were conducted to determine the effect of serum cotinine-verified tobacco smoke exposure on vitamin D status after controlling for key sociodemographic confounders. Vitamin D deficiency was defined as 25(OH need prevention efforts as early as possible considering the dangers of vitamin D deficiency and low physical activity as causes of obesity that affect the development of chronic diseases and decreased quality of life (Kim *et al.*, 2018; Oh *et al.*, 2017). This study aimed to determine smoking behavior with vitamin D status.

## Method

The design of this study was cross-sectional. The research location was in the southern part of the city of Surabaya, Rungkut district, East Java, Indonesia, and was carried out from April to November 2021. Ethical test No. 001-QL/KE/IV/2021 at the Universitas Surabaya. The independent variable in this study was a group of smoker and non-smoker respondents. The dependent variables in this study were vitamin D status and vitamin D deficiency. Vitamin D status can be defined as the presence of vitamin D in a certain amount in the body which is influenced by the intake of foods containing vitamin D, sun exposure, and consumption of vitamin D supplements. A person was said to be positive (+) at risk of vitamin D deficiency if the total answer score was >8, and negative (-) if the total answer score was ≤8. Vitamin D deficiency is a health problem related to vitamin D status. A smoker is a person who has smoked at least 100 cigarettes during his life and is currently smoking at least 1 cigarette per day or has smoked in the last 30 days. A non-smoker is a person who has never smoked in his life or has smoked but less than 100 cigarettes in his life.

The population used in this study were all young adults with student status who live in the southern city of Surabaya. The sample used in this study were those who met the criteria, which were male, 18-25 years old and did not have certain diseases such as cardiovascular disorders such as angina, renal and hepatic disorders. (such as cirrhosis of the liver), and have no

motor problems. The sampling technique used was the purposive sampling method in which the sampling process was based on previously known characteristics or characteristics of the population and the consideration of the researcher. The national prevalence of obese adults was 15.4%, and the prevalence of the obese adult population in the city of Surabaya was 27.3% (Kementerian Kesehatan Republik Indonesia, 2018). To calculate the sample size in this study, the formula for the number of samples was used to estimate the proportion. The P value (proportion of the desired variable) used was 27.3% which was obtained from the basic health research data of East Java province in 2013 regarding the prevalence of adult obese people with a value of  $Z_{\alpha}=1.96$  because  $\alpha=0.05$  with a value of  $d=10\%$ . Then the study sample size (n) at least for each group in this study was 76 people.

Measuring instruments used in the study were the vitamin D status questionnaire to identify vitamin D status. Measurement of weight and height using a digital weight scale and a microtoise stature meter for height. The questionnaire was namely vitamin D status questionnaire (Bolek-Berquist *et al.*, 2009; Cairncross *et al.*, 2017). Assessment of respondents related to vitamin D status was carried out using a questionnaire consisting of 17 questions. The questionnaire assessed attitudes towards sun exposure including the time and duration of the subject's exposure to sunlight, how to dress, and the use of skin protection such as hats, jackets, and sunscreen. Conducted a trial or pilot study where data collection was preceded by testing research instruments on 30 respondents. The questionnaire was validated using internal and external validity methods. Internal validity was enforced in a review step based on professional opinion judgments in the field of community pharmacy. External validation was done by testing the questionnaire on the subject then the results were analyzed using the SPSS version 24.0 computer program. The questionnaire was said to be valid if the value of  $r_{\text{count}} > 0.361$ . The questionnaire was reliable if the Chronbach alpha value was  $> 0.60$ . Comparative analysis of the risk of vitamin D deficiency based on vitamin D status in the smoker and non-smoker group of respondents

using the prevalence odds ratio. Meanwhile, differences in vitamin D status and smoker behavior in the smoker and non-smoker respondent groups used the chi-square test. Then proceed to test the relationship between vitamin D status and smoker behaviour in the group of smoker and non-smoker respondents using a contingency coefficient.

## Result and Discussion

Data collection was carried out from April to November 2021 by filling out a questionnaire. During the search process, 158 people were found, and only 144 were respondents, consisting of 73 non-smokers and 71 smokers. A validation test was done by comparing the values of  $r_{\text{count}}$  and  $r_{\text{table}}$  on each question item. If the  $r_{\text{count}}$  correlation between the scores of each item and the total score was greater than  $r_{\text{table}}$  (0.361) then the item was valid, with a significance level of 5% with a sample of 30 people (Table 1). In addition, the measurement scale was said to be reliable if it had a Cronbach's alpha value of 0.6. The value in the study was 0.812.

Table 2 shows that the characteristics of the research respondents consist of age and body mass index (BMI). Most of the non-smoker group (n:73) were 20 years old (27.40%) with an average age of 21.03 years. Most of the smoker group (n:71) were 17 years old (23.94%) with an average age of 22.00 years. Based on the difference test between groups, it showed that the age factor was a difference between smoker and non-smoker groups. The severity of smoking based on the Brinkman index showed that all respondents (100%) from the smokers group were light smokers. Table 3 shows the profile of respondents' answers to vitamin D status from the questionnaire.

Table 4 showed that most of the respondents were in a non-smoker condition and were not at risk of deficiency as many as 56 people (76.71%). The groups at risk for vitamin D deficiency were 17 non-smokers (23.29%) and 31 smokers (43.66%). Odd ratio (OR) test with a P value of 2,553, meaning that the smokers group had a 2.553 times risk of vitamin D deficiency than non-smokers. Chi-square test with a P value of 0.010 ( $P < 0.05$ ), meaning that there were differences in vitamin D status

Table 1. The Results of the Validity Test of the Vitamin D Status Questionnaire

No.	Question	rcount
1	How long per day are exposed to direct sunlight?	0.415
2	Do you use skin protection equipment from direct sun exposure?	0.432
3	Do you often wear closed clothes such as wearing long sleeves and long pants every day?	0.517
4	Which body parts should be protected from direct sun exposure with protective equipment?	0.536
5	How often to use sunscreen cream when exposed to direct sunlight?	0.650
6	Do you use sunscreen repeatedly in a day?	0.662
7	Do you use cosmetic products with SPF content?	0.507
8	Have you eaten fish in the past week?	0.560
9	How often did you eat fish in the past week?	0.723
10	Have you consumed milk in the past week?	0.368
11	How often have you consumed milk in the past week?	0.461
12	Have you eaten eggs in the past week?	0.605
13	How often have you eaten eggs in the past week?	0.432
14	What are the most processed eggs consumed in the past week?	0.530
15	Do you take fish oil?	0.419
16	Do you take supplements?	0.454
17	Do you often experience condition symptoms due to vitamin D deficiency?	0.409

Source: Primary Data, 2021

Table 2. Characteristics of Respondents

Characteristics of Respondents	Group					P-value
	Non-smoker (n: 73)		Smoker (n: 71)			
	Frequency	Percentage (%)	Frequency	Percentage (%)		
Age (years)	18	7	9.59	3	4.23	0.027*
	19	10	13.70	3	4.23	
	20	7	9.59	9	12.68	
	21	20	27.40	10	14.08	
	22	15	20.55	15	21.13	
	23	9	12.33	17	23.94	
	24	3	4.11	10	14.08	
	25	2	2.74	4	5.63	
BMI (kg/m <sup>2</sup> )	Kurus (<18.5)	14	19.18	10	14.08	0.412
	Normal (18.5-22.9)	59	80.82	61	85.92	

Source: Primary Data, 2021

BMI: Body mass index

\*P value&lt;0.05, it meant that there was a difference between smoker and non-smoker groups

Table 3. Profile of Respondents' Answers Regarding Vitamin D Status.

No	Question	Answers	Group				
			Non-smoker (n: 73)		Smoker (n: 71)		
			Freq	Percentage (%)	Freq	Percentage (%)	
1	How long per day are you exposed to direct sunlight?	<5 minutes	07.00-09.00	0	0.00	0	0.00
			10.00-11.00	0	0.00	0	0.00
			12.00-14.00	1	1.37	2	2.82
			15.00-17.00	0	0.00	0	0.00
		5-10 minutes	07.00-09.00	5	6.85	6	8.45
			10.00-11.00	2	2.74	6	8.45
			12.00-14.00	0	0.00	2	2.82
			15.00-17.00	0	0.00	1	1.41

No	Question	Answers	Group			
			Non-smoker (n: 73)		Smoker (n: 71)	
			Freq	Percentage (%)	Freq	Percentage (%)
		07.00-09.00	17	23.29	7	9.86
	10-15 minutes	10.00-11.00	5	6.85	4	5.63
		12.00-14.00	3	4.11	4	5.63
		15.00-17.00	1	1.37	0	0.00
	15-30 minutes	07.00-09.00	14	19.18	17	23.94
		10.00-11.00	12	16.44	12	16.90
		12.00-14.00	10	13.70	7	9.86
		15.00-17.00	3	4.11	3	4.23
2	What time do you usually get direct sunlight?	Yes	62	84.93	69	97.18
		No	11	15.07	2	2.82
	What skin protection equipment is used? (*)	Umbrella	0	0.00	0	0.00
		Hat	14	19.18	26	36.62
		Jacket	57	78.08	57	80.28
		Sunblock	17	23.29	23	32.39
	When do you use the protective equipment?	When leaving the house	24	32.88	28	39.44
		Midday	17	23.29	10	14.08
		Driving	21	28.77	31	43.66
		Never	11	15.07	2	2.82
	How often do you use the protective equipment?	Every day	32	43.84	31	43.66
		Sometimes (4-6x per week)	22	30.14	31	43.66
		Rarely (1-3x per week)	8	10.96	7	9.86
		Never	11	15.07	2	2.82
3	Do you usually wear closed clothes such as long-sleeved shirts and trousers every day?	Yes	24	32.88	35	49.29
		No	49	67.12	36	50.70
4	Which body part would you like to protect from direct sunlight with the protective equipment of your choice in question no. 2? (*)	Face	25	34.25	41	57.75
		Arm	53	72.61	59	83.09
		Foot	59	80.82	61	85.92
		Back and Shoulders	38	52.05	36	50.70
		Never	13	17.81	4	5.63
5	How often do you use sunscreen cream when exposed to direct sunlight?	Always or almost every day (>3 times a week)	5	6.85	3	4.23
		Sometimes (≤3 times a week)	6	8.22	8	11.27
		Rarely (2 times a month)	6	8.22	12	16.90
		Never	56	76.71	48	67.61
6	Do you use sunscreen repeatedly in a day?	Yes	2	2.74	5	7.04
	If "yes", how many hours do you use sunscreen in a day?	No	71	97.26	66	92.96
		Every hour	0	0	0	0
		Every 2 hours	0	0	3	4.23
		Every 4 hours	2	2.74	2	2.82
		Never	71	97.26	66	92.96
7	Do you use cosmetic products (face moisturizer, hand and body cream, powder, etc.), with SPF content?	Yes	17	23.29	23	32.39
		No	56	76.71	48	67.61
	Do the cosmetics you use contain protection from UVA and UVB?	Yes	14	19.18	14	19.72
		No	1	1.37	6	8.45
		Don't know	2	2.74	3	4.23

No	Question	Answers	Group			
			Non-smoker (n: 73)		Smoker (n: 71)	
			Freq	Percentage (%)	Freq	Percentage (%)
8	Have you consumed fish in the past week?	Yes	59	80.82	64	90.14
		No	14	19.18	7	9.86
	What type of fish have you consumed the most in the past week?	Fish that contain vitamin D	54	73.97	54	76.06
		Fish that do not contain vitamin D	11	15.07	10	14.08
	How processed fish do you consume? (*)	Fry	43	58.90	45	63.38
		Grill	11	15.07	9	12.68
		Sauté	5	6.85	3	4.23
		Steam	2	2.74	2	2.82
		Can	4	5.48	4	5.63
		Sushi/raw	2	2.74	1	1.41
	Where did you get the fish from? (*)	Food stall	34	46.58	36	50.70
		Homemade/ Cook yourself	31	42.47	28	39.44
	What is your goal in consuming fish? (*)	Love the taste	21	28.77	27	38.03
		Benefit for Health	27	36.99	31	43.66
		Diet to lose weight	2	2.74	4	5.63
		The price is low. More affordable	11	15.07	15	21.13
		Incidentally fish dishes available to eat	23	31.51	26	36.62
		Don't eat fish	8	19.18	7	9.86
9	How often have you eaten fish in the past week? (*)	1-3 times per week	51	69.86	49	69.01
		4-6 times per week	7	9.59	5	7.04
		>6 times per week	1	1.37	1	1.41
		Never	14	19.18	16	22.54
10	Have you consumed milk in the past week?	Milk contains vitamin D	60	82.19	53	74.65
		Milk does not contain vitamin D	3	4.11	3	4.23
		Don't consume milk	10	13.70	16	22.54
	What kind of milk have you consumed in the last week? (*)	Cow's milk	12	16.44	14	19.72
		Soy milk	9	12.33	7	9.86
		Canned milk liquid/powder	16	21.92	23	32.39
		Milk box liquid or powder	38	52.05	23	32.39
11	How often have you consumed milk in the past week?	1-3 times per week	32	43.84	36	50.70
		4-6 times per week	19	26.03	9	12.68
		>6 times per week	9	12.33	8	11.27
		Never	10	13.69	15	21.13

No	Question	Answers	Group			
			Non-smoker (n: 73)		Smoker (n: 71)	
			Freq	Percentage (%)	Freq	Percentage (%)
12	Have you eaten eggs in the past week?	Yes	71	97.26	68	95.77
		No	2	2.74	3	4.23
	Which part of the egg do you eat?	egg whites	4	5.48	3	4.23
		egg yolk	3	4.11	2	2.82
		all	64	87.67	63	88.73
13	How often have you eaten eggs in the past week?	1-3 times per week	43	58.90	43	60.56
		4-6 times per week	21	28.77	20	28.17
		>6 times per week	7	9.59	5	7.04
		Never	2	2.74	3	4.23
14	What kind of processed egg have you consumed the most in the past week? (*)	Fry	63	86.30	61	85.92
		Boiled	31	42.47	30	42.25
		Traditional herbs	3	4.11	9	12.68
15	Do you take fish oil?	Yes	6	8.22	5	7.04
		No	65	89.04	68	95.78
16	Do you take vitamin D supplements?	Yes	2	2.74	0	0.00
		No	71	97.26	71	100
17	Do you often experience this condition? (*)	Muscle pain including lower back pain	18	24.66	19	26.76
		Pain in the pelvis. Back and legs	17	23.29	12	16.90
		Muscle weakness	5	6.85	6	8.45
		It's easy to have a bad mood or depression	8	10.96	19	26.76
		Low immunity like frequent colds in winter	22	30.14	26	36.62
		Never	20	27.40	15	21.13

Source: Primary Data, 2021

in smokers and non-smokers. Spearman's test with a P value of 0.009 ( $P < 0.05$ ) and  $r = 0.216$ , meaning that there was a significant relationship between vitamin D status in smokers and non-smokers. Even though the relationship was weak.

The prevalence of smoking in Indonesia is quite high among men than women. Generally,

in Indonesia, smoking is done by men, while smoking among women in Indonesia is less socially acceptable. As a result of the negative view and great pressure from society on female smokers have caused the desire to quit smoking in women is greater than in men (Ayuningtyas *et al.*, 2021). So that respondents in this study will be more open in providing information

Table 4. Risk Analysis of Vitamin D Deficiency on Smokers and Non-Smokers.

Vitamin D status category	Non-smoker (n: 73)		Smoker (n: 71)		TOTAL
	Freq.	Percentage (%)	Freq.	Percentage (%)	
No risk of deficiency ( $\leq 8$ )	56	76.71	40	56.34	96
Have a risk of deficiency ( $> 8$ )	17	23.29	31	43.66	48

Source: Primary Data, 2021



about smoking status.

Respondents tend to be young, so no one has comorbidities, such as liver and kidney disease. Comorbidities can affect vitamin D status. In the liver, vitamin D will be hydroxylated by 25-hydroxylation to 25(OH)D or calcidiol so that in patients with liver disorders, calcidiol levels were low due to disturbances in its synthesis. Liver disease will also interfere with the absorption of vitamin D because liver damage will also affect the production of bile acids which function to convert non-polar forms of vitamin D into water soluble so that it can be absorbed by the intestinal wall. In addition, the liver is an organ for protein synthesis or vitamin D binding protein (DBP) which is the main carrier for 25(OH)D and 1,25(OH)<sub>2</sub>D into the circulation, DBP will also facilitate 1,25(OH)<sub>2</sub>D to enter the circulation, target cells and bind to receptors (Wannamethee *et al.*, 2021; Henríquez & Romero, 2020). The availability of vitamin D in the body was influenced by kidney function because 25(OH)D will undergo hydroxylation by 1-hydroxylase to the active form 1,25-dihydroxyvitamin D (calcitriol). So that chronic kidney disorders associated with structural and functional abnormalities of the kidneys can affect the decrease in the active form of 1,25(OH)<sub>2</sub>-D (Wannamethee *et al.*, 2021; Vitamin D Council, 2017; Henríquez & Romero, 2020).

Body mass index also affects vitamin D status. Based on the source of vitamin D, which includes fat-soluble vitamins, it can come from food intake and synthesis through the skin, then it will be stored in adipose tissue which will be released and undergo metabolism when the production of vitamin D in circulation is reduced. Weight gain causes vitamin D to be trapped in fat and unable to get out into circulation. Individuals with a BMI who are obese and overweight have a risk of decreased bioavailability of vitamin D in the body, so they have a risk of vitamin D deficiency twice as large as individuals with a normal BMI and underweight (Orces, 2019). Obese individuals need to consume larger amounts of vitamin D than non-obese individuals to get enough vitamin D.

Measurement of vitamin D status was

based on the value of the total score of each respondent's response to smokers and non-smokers. Each answer number that included the deficiency criteria will be given a score of 1 and money including the non-deficiency criteria will be given a score of 0. The category for the conclusion was through a total score based on the median cut-off point criteria, the answer to the total score of the questionnaire was 8 categorized as not having a deficiency risk while having a deficiency risk if the total score was >8 (Bolek-Berquist *et al.*, 2009; Cairncross *et al.*, 2017). Although a high intake of dietary nutrients can cause weight gain, proper and healthy nutritional intake can increase vitamin D levels in the blood. Intake of calcium and vitamin D can have an effect on body weight, but this still requires further research and will depend on a person's healthy lifestyle (Vranic, 2019).

- a) Fish. Respondents of smokers who consumed fish in the last week were 55 smokers (78.88%) and 59 non-smokers (80.82%). Meanwhile, the number of respondents who smoked fish containing vitamin D in the past week were 54 smokers (76.06%) and 54 non-smokers (73.97%). Fish that contain vitamin D are fatty fish such as tuna, salmon, eel, mackerel, sardines, tuna, tilapia, mackerel, catfish, tilapia, snapper, carp, and shrimp. The greatest content of vitamin D was found in fresh/raw fish. But cooking did not significantly affect the decrease in vitamin D content in food, cooking, or baking in an oven at 172°C or 200°C induces a decrease in vitamin D<sub>3</sub> <10% (Ložnjak & Jakobsen, 2018). The answer to the frequency of eating fish in the last week was 1-3 times, 49 people (69.01%) were smokers and 47 people (64.38%) were non-smokers.
- b) Milk. Of respondents who consumed milk containing vitamin D, 53 people (74.65%) were smokers, and 60 non-smokers (82.19%). Generally, milk that contains vitamin D is soy milk, cow's milk, and goat's milk (Collard & McCormick, 2021). The vitamin D content in raw milk is 0.57 IU/ml lower than 0.80 IU/ml fortified milk. In the making process of pasteurized dairy products in high milk, no loss of vitamin D content was found, while the stability

of vitamin D3 remained stable during the appropriate storage life for each product (Mandrioli et al., 2020).

- c) Egg. The highest consumption of eggs was 68 smokers (95.77%) and 71 non-smokers (97.26%). Eggs had a high content of vitamin D, which was found in all types of egg yolks. The average weight of egg yolk in duck eggs was greater than that of chicken eggs (18 grams), where the weight of duck egg yolk is about 23-28 grams. In addition, duck egg yolk has 6 times more vitamin D, 2 times vitamin A, and 2 times more cholesterol than chicken eggs (Kuang et al., 2018).

Previous research by Lorensia *et al.* (2022), on 143 student respondents in Surabaya. The results showed that there was a significant difference in physical activity ( $p=0.047$ ) and vitamin D status ( $p<0.05$ ) between the non-obese and obese groups. There was a significant relationship ( $p<0.05$ ) between vitamin D status and physical activity, although the relationship was low (correlation coefficient=0.326). Therefore, increased physical activity can improve vitamin D status while still paying attention to other factors that affect vitamin D, such as diet and lifestyle. The condition of vitamin D also needs to be confirmed by measuring the 25(OH)D blood test. Meanwhile, in different subjects with a lower socio-economic tendency, namely construction workers, it shows that most of the respondents also have heavy physical activity (48.73%). Meanwhile, regarding lung health, as many as 50% of people do not have lung function disorders, and some have mild (37.34%) and severe (12.66%). Builders are at risk for vitamin D deficiency and impaired lung function, despite having a strenuous level of physical activity (Lorensia *et al.*, 2020<sup>b</sup>). Another study that supports the results of this study by Suryadinata *et al.* (2021), There was a relationship between the level of knowledge ( $p=0.000$ ) and attitude ( $p=0.000$ ) toward sun exposure levels related to vitamin D and lung function. There was a relationship between the level of knowledge to attitude on sun exposure levels related to vitamin D ( $p=0.000$ ). Therefore, knowledge and attitudes on sun exposure related to vitamin D were important concerns to maintain healthy lung function.

One of the most common symptoms of vitamin D deficiency is fatigue. Symptoms of easy weakness are not specific symptoms of vitamin D deficiency and need to be assessed from vitamin D levels in the blood. Identification of genetic variations that arise as a consequence of diet as selective pressure helps identify alleles of genes that affect nutrient utilization. Understanding the molecular mechanisms underlying gene-nutrient interactions and their modifications with genetic variation is expected to lead to dietary recommendations and nutritional interventions that optimize individual health (Indraswari *et al.*, 2018).

## Conclusion

There was a significant difference between smokers and non-smokers on vitamin D status. There was a weak relationship between smokers and non-smokers on vitamin D status. Early identification of vitamin D status can be used as a preventative measure for risks associated with vitamin D deficiency. Assessment of vitamin D status includes living habits. However, many factors can influence vitamin D status, such as variations in sun exposure due to latitude, season, time of day, atmospheric components, clothing, use of sunscreen, and skin pigmentation, as well as age, obesity, and the onset of several chronic diseases. Therefore, it is necessary to develop further research by observing each factor that influences in more detail than vitamin D levels.

## Acknowledgment

This research was funded by the Research and Community Service Institute (LPPM) of Universitas Surabaya.

## References

- Aji, A.S., Erwinda, E., Yusrawati, Y., Malik, S.G., & Lipoeto, N.I., 2019. Vitamin D Deficiency Status and Its Related Risk Factors During Early Pregnancy: A Cross-Sectional Study of Pregnant Minangkabau Women, Indonesia. *BMC Pregnancy Childbirth*, 19(1), pp.183.
- Annweiler, C., Kabeshova, A., Callens, A., Paty, M.L., Duval, G.T., & Holick, M.F., 2017. Self-administered Vitamin D Status Predictor: Older Adults are Able to Use a Self-

- Questionnaire for Evaluating Their Vitamin D Status. *PLoS One*, 12(11), pp.e0186578.
- Ayuningtyas, D.A., Tuinman, M.A., Prabandari, Y.S., & Hagedoorn, M., 2021. Smoking Cessation Experience in Indonesia: Does the Non-smoking Wife Play a Role?. *Front. Psychol*, 12, pp.618182.
- Azargoon, A., Kharazmkia, A., Kordalivand, N., Birjandi, M., & Mir, S., 2022. Evaluation of Exposure to Secondhand Smoke and Serum Level of Interleukin 18 in Non-Smokers. *Ann Med Surg (Lond)*, 73, pp.103238.
- Bhat, T.A., Kalathil, S.G., Bogner, P.N., Miller, A., Lehmann, P.V., Thatcher, T.H., Phipps, R.P., Sime, P.J., & Thanavala, Y., 2018. Secondhand Smoke Induces Inflammation and Impairs Immunity to Respiratory Infections. *J Immunol*, 200(8), pp.2927-40.
- Bolek-Berquist, J., Elliott, M.E., Gangnon, R.E., Gemar, D., Engelke, J., Lawrence, S.J., & Hansen, K.E., 2009. Use of a Questionnaire to Assess Vitamin D Status in Young Adults. *Public Health Nutr*, 12(2), pp.236-43.
- Cairncross, C.T., Stonehouse, W., Conlon, C.A., Grant, C.C., McDonald, B., Houghton, L.A., Eyles, D., Camargo, C.A., Coad, J., & Hurst, P.R., 2017. Predictors of Vitamin D Status in New Zealand Preschool Children. *Matern Child Nutr*, 13(3), pp.e12340.
- Collard, K.M., & McCormick, D.P., 2021. A Nutritional Comparison of Cow's Milk and Alternative Milk Products. *Acad Pediatr*, 21(6), pp.1067-9.
- Divakar, U., Sathish, T., Soljak, M., Bajpai, R., Dunleavy, G., Visvalingam, N., Nazeha, N., Soh, C.K., Christopoulos, G., & Car, J., 2019. Prevalence of Vitamin D Deficiency and Its Associated Work-Related Factors among Indoor Workers in a Multi-Ethnic Southeast Asian Country. *Int J Environ Res Public Health*, 17(1), pp.164.
- Dominguez, L.J., Farruggia, M., Veronese, N., & Barbagallo, M., 2021. Vitamin D Sources, Metabolism, and Deficiency: Available Compounds and Guidelines for Its Treatment. *Metabolites*, 11(4), pp.255.
- Ganji, V., Al-Obahi, A., Yusuf, S., Dookhy, Z., & Shi, Z., 2020. Serum Vitamin D is Associated with Improved Lung Function Markers but not with Prevalence of Asthma, Emphysema, and Chronic Bronchitis. *Sci Rep*, 10(1), pp.11542.
- Ghosh, A.J., Moll, M., Hayden, L.P., Bon, J., Regan, E., & Hersh, C.P., 2020. Vitamin D Deficiency is Associated with Respiratory Symptoms and Airway Wall Thickening in Smokers with and without COPD: A Prospective Cohort Study. *BMC Pulm Med*, 20(1), pp.123.
- Gupta, S.K., & Ramadass, S., 2019. Vitamin D in Chronic Obstructive Pulmonary Disease and Asthma in Indian Population. *Lung India*, 36(6), pp.473-5.
- Henríquez, M.S., & Romero, M.J.G.D.T., 2020. Cholecalciferol or Calcifediol in the Management of Vitamin D Deficiency. *Nutrients*, 12(6), pp.1617.
- Hikichi, M., Mizumura, K., Maruoka, S., & Gon, Y., 2019. Pathogenesis of Chronic Obstructive Pulmonary Disease (COPD) Induced by Cigarette Smoke. *J Thorac Dis*, 11(Suppl 17), pp.S2129-40.
- Indraswari, P.I.I., Lorensia, A., & Suryadinata, R.V., 2018. Analysis Effect of Nutrition Intake on Lung Function of Active Smoker and Non Smoker. *KEMAS*, 14(2), pp.411-7.
- Jha, P., 2020. The Hazards of Smoking and the Benefits of Cessation: A Critical Summation of the Epidemiological Evidence in High-Income Countries. *Elife*, 9, pp.e49979.
- Kementerian Kesehatan Republik Indonesia., 2018. *Hasil Riset Kesehatan Dasar Kementerian RI*.
- Khan, D.M., Ullah, A., Randhawa, F.A., Iqtadar, S., Butt, N.F., & Waheed K., 2017. Role of Vitamin D in Reducing Number of Acute Exacerbations in Chronic Obstructive Pulmonary Disease (COPD) Patients. *Pak J Med Sci*, 33(3), pp.610-4.
- Khosravi, Z.S., Kafeshani, M., Tavasoli, P., Zadeh, A.H., & Entezari, M.H., 2018. Effect of Vitamin D Supplementation on Weight Loss, Glycemic Indices, and Lipid Profile in Obese and Overweight Women: A Clinical Trial Study. *Int J Prev Med*, 9, pp.63.
- Kim, S.H., Oh, J.E., Song, D.W., Cho, C.Y., Hong, S.H., Cho, Y.J., Yoo, B.W., Shin, K.S., Joe, H., Shin, H.S., & Son, D.Y., 2018. The Factors Associated with Vitamin D Deficiency in Community Dwelling Elderly in Korea. *Nutr Res Pract*, 12(5), pp.387-95.
- Kuang, H., Yang, F., Zhang, Y., Wang, T., & Chen, G., 2018. The Impact of Egg Nutrient Composition and Its Consumption on Cholesterol Homeostasis. *Cholesterol*, 2018, pp.6303810.
- Kusumawardani, N., Tarigan, I., Suparmi, & Schlottheuber, A., 2018. Socio-Economic, Demographic and Geographic Correlates of Cigarette Smoking Among Indonesian Adolescents: Results from the 2013 Indonesian Basic Health Research Survey. *Glob Health Action*, 11(sup1), pp.1467605.

- Larson-Meyer, D.E., Douglas, C.S., Thomas, J.J., Johnson, E.C., Barcal, J.N., Heller, J.E., Hollois, B.W., & Halliday, T.M., 2019. Validation of a Vitamin D Specific Questionnaire to Determine Vitamin D Status in Athletes. *Nutrients*, 11(11), pp.2732.
- Liguori, I., Russo, G., Curcio, F., Bulli, G., Aran, L., Della-Morte, D., Gargiulo, G., Testa, G., Cacciatore, F., Bonaduce, D., & Abete, P., 2018. Oxidative Stress, Aging, and Diseases. *Clin Interv Aging*, 13, pp.757-72.
- Lorensia, A., Wahyudi, M., Yudianto, A., & Kurnia, S.E.D., 2020a. Effect of illness perception on improving asthma symptoms with omega-3 fish oil therapy: Pre-post design. *Journal of Applied Pharmaceutical Science*, 10(6), pp.62-71.
- Lorensia, A., Suryadinata, R.V., & Chandra, N.L.M.R., 2020b. Profile of Vitamin D Status, Physical Activity, and Lung Health in Construction Workers. *Community Medicine and Public Health of Indonesia Journal*, 1(2), pp.117-24.
- Lorensia, A., Suryadinata, R.V., & Inu, I.A., 2022. Comparison of Vitamin D Status and Physical Activity Related with Obesity in Student. *Journal of Applied Pharmaceutical Science*, 12(4), pp.108-18.
- Lowe, N.M., & Bhojani, I., 2017. Special Considerations for Vitamin D in the South Asian Population in the UK. *Ther Adv Musculoskelet Dis*, 9(6), pp.137-44.
- Ložnjak, P., & Jakobsen, J., 2018. Stability of Vitamin D3 and Vitamin D2 in Oil, Fish and Mushrooms After Household Cooking. *Food Chemistry*, 254, pp.144-9.
- Mandrioli, M., Boselli, E., Fiori, F., & Rodriguez-Estrada, M.T., 2020. Vitamin D3 in High-Quality Cow Milk: An Italian Case Study. *Foods*, 9(5), pp.548.
- Manisalidis, I., Stavropoulou, E., Stavropoulos, A., & Bezirtzoglou, E., 2020. Environmental and Health Impacts of Air Pollution: A Review. *Front Public Health*, 8, pp.14.
- Marginean, C., Popescu, M.S., Vladaia, M., Tudorascu, D., Pirvu, D.C., & Petrescu, F., 2018. Involvement of Oxidative Stress in COPD. *Curr Health Sci J*, 44(1), pp.48-55.
- Martineau, A.R., Cates, C.J., Jolliffe, D., Janssens, W., Sheikh, A., & Griffiths, C.J., 2019. Vitamin D for the Management of Chronic Obstructive Pulmonary Disease. *Cochrane Database Syst Rev*, 2019(3), pp.CD013284.
- Migliaccio, S., Di-Nisio, A., Mele, C., Scappaticcio, L., Savastano, S., & Colao, A., 2019. Obesity and Hypovitaminosis D: Causality or Casualty?. *Int J Obes Suppl*, 9(1), pp.20-31.
- Nwosu, B.U., & Kum-Nji, P., 2018. Tobacco Smoke Exposure is an Independent Predictor of Vitamin D Deficiency in US Children. *PLoS One*, 13(10), pp.e0205342.
- Oh, T.R., Kim, C.S., Bae, E.H., Ma, S.K., Han, S.H., Sung, S.A., Lee, K., Oh, K.H., Ahn, C., & Kim, S.W., 2017. Association Between Vitamin D Deficiency and Health-Related Quality of Life in Patients with Chronic Kidney Disease from the KNOW-CKD Study. *PLoS One*, 12(4), pp.e0174282.
- Orces, C., 2019. The Association between Body Mass Index and Vitamin D Supplement Use among Adults in the United States. *Cureus*, 11(9), pp.e5721.
- Pilz, S., Zittermann, A., Trummer, C., Theiler-Schwetz, V., Lerchbaum, E., Keppel, M.H., Grubler, M.R., Marz, W., & Pandis, M., 2019. Vitamin D Testing and Treatment: A Narrative Review of Current Evidence. *Endocr Connect*, 8(2), pp.R27-43.
- Suryadinata, R.V., Boengas, S., & Lorensia, A., 2021. Effect of Knowledge and Attitude Toward Sun Exposure Related Vitamin D to Lung Function. *Teikyo Medical Journal*, 44(4), pp.957-69.
- Thimmulappa, R.K., Chattopadhyay, I., & Rajasekaran, S., 2019. Oxidative Stress Mechanisms in the Pathogenesis of Environmental Lung Diseases. *Oxidative Stress in Lung Diseases*, 25, pp.103-37.
- Vitamin D Council., 2017. *Respiratory infections*. (online).
- Vranic, L., Mikolašević, I., & Milić, S., 2019. Vitamin D Deficiency: Consequence or Cause of Obesity?. *Medicina (Kaunas)*, 55(9), pp.541.
- Wannamethee, S.G., Welsh, P., Papacosta, O., Lennon, L., & Whincup, P., 2021. Vitamin D Deficiency, Impaired Lung Function and Total and Respiratory Mortality in a Cohort of Older Men: Cross-Sectional and Prospective Findings from The British Regional Heart Study. *BMJ Open*, 11(12), pp.e051560.
- Yang, L., Zhao, H., Liu, K., Wang, Y., Liu, Q., Sun, T., Chen, S., & Ren, L., 2021. Smoking Behavior and Circulating Vitamin D Levels in Adults: A Meta-Analysis. *Food Sci Nutr*, 9(10), pp.5820-32.
- Zisi, D., Challa, A., & Makis, A., 2019. The Association Between Vitamin D Status and Infectious Diseases of the Respiratory System in Infancy and Childhood. *Hormones (Athens)*, 18(4), pp.353-63.

# The Effect of Smoking Habit on Vitamin D Status of Adults in Indonesia

*by* Amelia Lorensia

---

**Submission date:** 05-Feb-2024 02:39PM (UTC+0700)

**Submission ID:** 2286785852

**File name:** Amelia\_Lorensia\_The\_Effect\_of\_Smoking\_Habit.pdf (275K)

**Word count:** 7592

**Character count:** 36303

# The Effect of Smoking Habit on Vitamin D Status of Adults in Indonesia

## ORIGINALITY REPORT

20%

SIMILARITY INDEX

17%

INTERNET SOURCES

18%

PUBLICATIONS

5%

STUDENT PAPERS

## PRIMARY SOURCES

1	<a href="http://www.omicsdi.org">www.omicsdi.org</a> Internet Source	2%
2	<a href="http://www.teikyomedicaljournal.com">www.teikyomedicaljournal.com</a> Internet Source	2%
3	<a href="http://vitamindwiki.com">vitamindwiki.com</a> Internet Source	2%
4	<a href="http://www.ncbi.nlm.nih.gov">www.ncbi.nlm.nih.gov</a> Internet Source	1%
5	"Handbook of vitamin D in human health", Brill, 2013 Publication	1%
6	<a href="http://works.bepress.com">works.bepress.com</a> Internet Source	1%
7	<a href="http://docplayer.net">docplayer.net</a> Internet Source	1%
8	<a href="http://hal-nantes-universite.archives-ouvertes.fr">hal-nantes-universite.archives-ouvertes.fr</a> Internet Source	1%

[perpustakaan.poltekkes-malang.ac.id](http://perpustakaan.poltekkes-malang.ac.id)

9	Internet Source	1 %
10	<a href="https://hdl.handle.net">hdl.handle.net</a> Internet Source	1 %
11	<a href="http://www.scilit.net">www.scilit.net</a> Internet Source	1 %
12	Rikke Højer, Michael Bom Frøst. "Something fishy is cooking – A survey of 11- to 13-year-old Danish children's self-evaluated food neophilia, food behaviour, knowledge, and skills in relation to fish", Food Quality and Preference, 2022 Publication	1 %
13	<a href="http://ichst.unisayogya.ac.id">ichst.unisayogya.ac.id</a> Internet Source	1 %
14	"1st Annual Conference of Midwifery", Walter de Gruyter GmbH, 2020 Publication	1 %
15	<a href="http://big5.39kf.com">big5.39kf.com</a> Internet Source	1 %
16	<a href="https://maksimekin.github.io">maksimekin.github.io</a> Internet Source	1 %
17	<a href="http://mro.massey.ac.nz">mro.massey.ac.nz</a> Internet Source	1 %
18	<a href="http://www.mdpi.com">www.mdpi.com</a> Internet Source	1 %

1 %

19

[www.coursehero.com](http://www.coursehero.com)

Internet Source

1 %

20

[repository.stikim.ac.id](http://repository.stikim.ac.id)

Internet Source

1 %

Exclude quotes On

Exclude matches < 1%

Exclude bibliography On





## The Effect of Smoking Habit on Vitamin D Status of Adults in Indonesia

Amelia Lorensia<sup>1,2</sup>, Rivan Virlando Suryadinata<sup>2</sup>, Riska Kholifatul Rahmawati<sup>3</sup>,  
and Roslin Septiani<sup>4</sup>

<sup>1,3,4</sup>Faculty of Pharmacy, University of Surabaya, Surabaya, Indonesia

<sup>2</sup>Faculty of Medicine, University of Surabaya, Surabaya, Indonesia

### Article Info

#### Article History:

Submitted May 2023

Accepted June 2023

Published January 2024

#### Keywords:

smoker;  
smoking behavior;  
vitamin d

9

#### DOI

<https://doi.org/10.15294/kemas.v19i3.46823>

### Abstract

Smoking will reduce the metabolism of vitamin d in the body. Indonesia, as a tropical country that has a high level of sun exposure, is one with a high prevalence of smokers. Early identification of vitamin D status can be used as a preventive measure for risks associated with vitamin D deficiency. This study aimed to determine smoking behavior with vitamin D status. This research was conducted in April -November 2021. The research design was cross-sectional, using a purposive sampling method. Variables were smoker behavior, vitamin D status, and vitamin D deficiency. The differences between vitamin D status and smoker behavior in the smoker and non-smoker group used the chi-square test and the relationship used the contingency coefficient. This study involved 144 subjects, consisting of 73 non-smokers and 71 smokers. The groups at risk for vitamin D deficiency were 17 non-smokers (23.29%) and 31 smokers (43.66%). The smokers' group had a 2,553 times higher risk of vitamin D deficiency than non-smokers. There was a significant difference between smokers and non-smokers on 25(OH)D level vitamin D status. There was a significant relationship between vitamin D status in smokers and non-smokers. There was a weak relationship between smokers and non-smokers on vitamin D status.

### Introduction

Tobacco smoking is one of the biggest health problems in the world. The 21st-century hazards reveal that smokers who start smoking early in adult life and do not quit lose a decade of life expectancy versus non-smokers (Jha, 2020). The prevalence of smoking in Indonesian society is 58% and 95% is dominated by men. Indonesia is the second-largest cigarette market in the world by retail volume and is one of the largest tobacco-consuming countries in the world (Kusumawardani *et al.*, 2018). Exposure to secondhand smoke is known to significantly increase the risk for the development of respiratory distress, which is characterized by markedly elevated baseline levels of proinflammatory cytokines (Azargoon *et al.*, 2022; that not only affects the users but also endangers the health of people inhaling the

smoke (passive smoking/secondhand smoke Bhat *et al.*, 2018). Damage to the alveolar walls and loss of elasticity that occurs in respiratory disorders are caused by chronic inflammation and an imbalance of antioxidants (Hikichi *et al.*, 2019; Liguori *et al.*, 2018). Oxidative stress is increased in patients with respiratory distress. This oxidative stress causes a protease/antiprotease imbalance and is believed to be a contributing factor to the pathogenesis of respiratory disorders (Thimmulappa *et al.*, 2019; Marginean *et al.*, 2018).

Vitamin D deficiency or vitamin D deficiency can increase the incidence of respiratory diseases such as COPD or asthma which occupy the top 10 chronic diseases in Indonesia. This is because vitamin D deficiency causes a decrease in lung function (Ghosh *et al.*, 2020; but the relationship between vitamin

<sup>✉</sup> Correspondence Address:

Jl. Raya Kalirungkut, Kali Rungkut, Rungkut, Surabaya, East Java, 60293, Indonesia  
Email: : amelia.lorensia@gmail.com; amelia.lorensia@staff.ubaya.ac.id

<sup>1</sup> D levels and COPD exacerbations remains controversial. In addition, the effect of vitamin D levels on imaging characteristics remains mostly unexplored. Using cross-sectional and longitudinal follow up data from the COPD Gene Study, we assessed the association between vitamin D levels on respiratory symptoms, exacerbations, and imaging characteristics. We hypothesized that vitamin D deficiency will be associated with worse respiratory-related outcomes. Methods: Current and former smokers between ages 45-80 were enrolled the COPD Gene Study. Subjects completed questionnaires, spirometry, six-minute walk test, and chest computed tomography scans. A subset of subjects had measurement of serum concentration of 25-hydroxyvitamin D (25(OH) Wannamethee *et al.*, 2021). Low blood levels of vitamin D are associated with decreased lung function, increased inflammation, and infectious or neoplastic disease. The mechanism underlying the emergence of respiratory disease due to low vitamin D levels is unclear, but it is suspected that vitamin D affects the function of inflammatory and structural cells. Many studies have shown that vitamin D deficiency causes more susceptibility to respiratory diseases and requires a longer recovery time than patients with normal vitamin D (Vitamin D Council, 2017). Vitamin D supplementation can also reduce COPD worsening when it is given for a prolonged period (Khan *et al.*, 2017; Gupta & Ramadass, 2019).

Respiratory disease can be prevented by paying attention to vitamin D intake. Vitamin D contributes to preventing a person from experiencing respiratory disease. Vitamin D is most easily obtained from direct sunlight (Khan *et al.*, 2017; Gupta & Ramadass, 2019). In tropical countries in Asia, such as Indonesia, the need for sunlight should be sufficient, but in reality, it is estimated that the prevalence of vitamin D deficiency is quite high in their productive age (Lorensia, *et al.*, 2022; Suryadinata *et al.*, 2021). Modernization also brings changes in lifestyle and diet to be low in vitamin D. In addition, increasing pollution prevents sunlight from reaching the earth which results in blocking sun exposure on human skin (Manisalidis *et al.*, 2020; Dominguez *et al.*, 2021). Asian people's daily behavior can

also be associated with vitamin D deficiency, where the assumption is that white people look more beautiful than dark-skinned people. So that most Asian people choose to protect their skin from sun exposure with sunscreen, which can prevent sun exposure to the skin (Pawe & Bhojani, 2017; Divakar *et al.*, 2019) where vitamin D deficiency is common despite the presence of sunlight all year round in most places. We examined the prevalence of vitamin D deficiency and its associated work-related factors among indoor workers using the data of 213 participants (aged  $\geq 21$  years). Modern lifestyles such as excessive eating patterns and limited physical <sup>5</sup> activity will trigger obesity, which also causes low levels of vitamin D in the blood. Excess body weight that causes obesity can cause a decrease in the bioavailability of vitamin D from the skin and food because it accumulates in body fat (Migliaccio *et al.*, 2019; <sup>6</sup> which is the biologically-inactive intermediate and represents the predominant circulating form. Different mechanisms have been hypothesized to explain the association between hypovitaminosis D and obesity, including lower dietary intake of vitamin D, lesser skin exposure to sunlight, due to less outdoor physical activity, decreased intestinal absorption, impaired hydroxylation in adipose tissue and 25(OH) <sup>4</sup> Khosravi *et al.*, 2018) fish oil supplements are produced commercially to complement low fish intake. It is not clear if both interventions have similar effects. The aim of this trial was to compare the anti-hyperlipidemic effect of omega3 fatty acid supplements with fresh fish. Method: A total of 106 patients with hyperlipidemia were randomized. One group received 2 g/day of omega-3 capsules for a period of 8 weeks and the other group received a mean of 250 g trout fish twice weekly (for dinner and lunch).

Vitamin D deficiency is due to several infectious diseases, with effects on breathing and lung function. Supplementation with vitamin D improves many lung conditions. There is an association between vitamin <sup>16</sup> D and chronic disease (Zisi *et al.*, 2019; like cathelicidin, in response to both viral and bacterial stimuli. The aim of this review is to summarize the more recently published data with regard to potential associations of 25-hydroxyvitamin

7 [25(OH) Ganji *et al.*, 2020). The data show a significant association between vitamin D deficiency and decreased pulmonary function tests in a large outpatient population. Chronic lung diseases such as asthma and chronic obstructive pulmonary disease (COPD) are also genetically linked to vitamin D. Immune and genetic influences of vitamin D may influence the pathogenesis of chronic lung disease (Martineau *et al.*, 2019) antibiotics or both. Our secondary objectives are to evaluate the impact of Vitamin D supplementation on other effectiveness outcomes, including severe AECOPD, i.e. Those requiring emergency department (ED).

Early identification of vitamin D status can be used as a preventive measure for risks associated with vitamin D deficiency (Aji *et al.*, 2019; pregnancy profiles, dietary intake, and maternal anthropometry measurements Pilz *et al.*, 2019). Indicators used to determine vitamin D status include blood tests, intake of foods containing vitamin D (Aji *et al.*, 2019; pregnancy profiles, dietary intake, and maternal anthropometry measurements Pilz *et al.*, 2019; Lorensia *et al.*, 2020a), and questionnaires (Larson-meyer *et al.*, 2019; winter (n = 49 Bolek-Berquist *et al.*, 2009). Evaluation of vitamin D status using a questionnaire is easier and more economical to do than a blood serum examination. In addition, when compared to blood tests, clinical questionnaires can be used to identify long-term vitamin D status (Aji *et al.*, 2019; pregnancy profiles, dietary intake, and maternal anthropometry measurements Bolek-Berquist *et al.*, 2009; Annweiler *et al.*, 2017) without resorting to a blood test, older adults with low vitamin D concentrations. Our objective was to determine whether a self-administered VDSP was concordant with the VDSP administered by a physician, and to examine the concordance of every single item of the VDSP. Methods: A total of 349 older in- and outpatients (mean, 83.2±7.2 years; 59% female. Questionnaires can be used to identify patients at high or low risk of vitamin D deficiency (Bolek-Berquist *et al.*, 2009). Smoking habits as a risk factor for vitamin D deficiency (Yang *et al.*, 2021; Nwosu & Kum-Nji, 2018) 263 subjects of ages 3 to 17 years. Subjects were categorized into two groups

based on their age: children, if <10 years; and youth if 10 to 17 years. Descriptive and multiple logistic regression analyses were conducted to determine the effect of serum cotinine-verified tobacco smoke exposure on vitamin D status after controlling for key sociodemographic confounders. Vitamin D deficiency was defined as 25(OH) need prevention efforts as early as possible considering the dangers of vitamin D deficiency and low physical activity as causes of obesity that affect the development of chronic diseases and decreased quality of life (Kim *et al.*, 2018; Oh *et al.*, 2017). This study aimed to determine smoking behavior with vitamin D status.

## Method

The design of this study was cross-sectional. The research location was in the southern part of the city of Surabaya, Rungkut district, East Java, Indonesia, and was carried out from April to November 2021. Ethical test No. 001-QL/KE/IV/2021 at the Universitas Surabaya. The independent variable in this study was a group of smoker and non-smoker respondents. The dependent variables in this study were vitamin D status and vitamin D deficiency. Vitamin D status can be defined as the presence of vitamin D in a certain amount in the body which is influenced by the intake of foods containing vitamin D, sun exposure, and consumption of vitamin D supplements. A person was said to be positive (+) at risk of vitamin D deficiency if the total answer score was >8, and negative (-) if the total answer score was ≤8. Vitamin D deficiency is a health problem related to vitamin D status. A smoker is a person who has smoked at least 100 cigarettes during his life and is currently smoking at least 1 cigarette per day or has smoked in the last 30 days. A non-smoker is a person who has never smoked in his life or has smoked but less than 100 cigarettes in his life.

The population used in this study were all young adults with student status who live in the southern city of Surabaya. The sample used in this study were those who met the criteria, which were male, 18-25 years old and did not have certain diseases such as cardiovascular disorders such as angina, renal and hepatic disorders. (such as cirrhosis of the liver), and have no

motor problems. <sup>13</sup> The sampling technique used was the purposive sampling method in which the sampling process was based on previously known characteristics or characteristics of the population and the consideration of the researcher. The national prevalence of obese adults was 15.4%, and the prevalence of the obese adult population in the city of Surabaya was 27.3% (Kementerian Kesehatan Republik Indonesia, 2018). To calculate <sup>14</sup> the sample size in this study, the formula for the number of samples was used to estimate the proportion. The P value (proportion of the desired variable) used was 27.3% which was obtained from the basic health research data of East Java province in 2013 regarding the prevalence of adult obese people with a value of  $Z_{\alpha}=1.96$  because  $\alpha=0.05$  with a value of  $d=10\%$ . Then the study sample size (n) at least for each group in this study was 76 people.

Measuring instruments used in the study were the vitamin D status questionnaire to identify vitamin D status. Measurement of weight and height using a digital weight scale and a microtoise stature meter for height. The questionnaire was namely vitamin D status questionnaire (Bolek-Berquist *et al.*, 2009; Cairncross *et al.*, 2017). Assessment of respondents related to vitamin D status was carried out using a questionnaire consisting of 17 questions. The questionnaire assessed attitudes towards sun exposure including the time and duration of the subject's exposure to sunlight, how to dress, and the use of skin protection such as hats, jackets, and sunscreen. Conducted a trial or pilot study where data collection was preceded by testing research instruments on 30 respondents. The questionnaire was validated using internal and external validity methods. Internal validity was enforced in a review step based on professional opinion judgments in the field of community pharmacy. External validation was done by testing the questionnaire on the subject then the results were analyzed using the SPSS version 24.0 computer program. The questionnaire was said to be valid if the value of  $r_{count} > 0.361$ . The questionnaire was reliable if the Chronbach alpha value was  $> 0.60$ . Comparative analysis of the risk of vitamin D deficiency based on vitamin D status in the smoker and non-smoker group of respondents

<sup>10</sup> using the prevalence odds ratio. Meanwhile, differences in vitamin D status and smoker behavior in the smoker and non-smoker respondent groups used the chi-square test. Then proceed to test the relationship between vitamin D status and smoker behaviour in the group of smoker and non-smoker respondents using a contingency coefficient.

## Result and Discussion

<sup>14</sup> Data collection was carried out from April to November 2021 by filling out a questionnaire. During the search process, 158 people were found, and only 144 were respondents, consisting of 73 non-smokers and 71 smokers. A validation test was done by comparing the values of  $r_{count}$  and  $r_{table}$  on each question item. If the  $r_{count}$  correlation between the scores of each item and the total score was greater than  $r_{table}$  (0.361) then the item was valid, with a significance level of 5% with a sample of 30 people (Table 1). In addition, the measurement scale was said to be reliable if it had a Cronbach's alpha value of 0.6. The value in the <sup>13</sup> study was 0.812.

Table 2 shows that the characteristics of the research respondents consist of age and body mass index (BMI). Most of the non-smoker group (n:73) were 20 years old (27.40%) with an average age of 21.03 years. Most of the <sup>20</sup> smoker group (n:71) were 17 years old (23.94%) with an average age of 22.00 years. Based on the difference test between groups, it showed that the age factor was a difference between smoker and non-smoker groups. The severity of smoking based on the Brinkman index showed that all respondents (100%) from the smokers group were light smokers. Table 3 shows the profile of respondents' answers to vitamin D status from the questionnaire.

Table 4 showed that most of the respondents were in a non-smoker condition and were not at risk of deficiency as many as 56 people (76.71%). The groups at risk for vitamin D deficiency were 17 non-smokers (23.29%) <sup>14</sup> and 31 smokers (43.66%). Odd ratio (OR) test with a P value of 2,553, meaning that the smokers group had a 2.553 times risk <sup>13</sup> vitamin D deficiency than non-smokers. Chi-square test with a P value of 0.010 (<sup>15</sup> 0.05), meaning that there were differences in vitamin D status

Table 1. The Results of the Validity Test of the Vitamin D Status Questionnaire

No.	Question	r count
1	How long per day are exposed to direct sunlight?	0.415
2	Do you use skin protection equipment from direct sun exposure?	0.432
3	Do you often wear closed clothes such as wearing long sleeves and long pants every day?	0.517
4	Which body parts should be protected from direct sun exposure with protective equipment?	0.536
5	How often to use sunscreen cream when exposed to direct sunlight?	0.650
6	Do you use sunscreen repeatedly in a day?	0.662
7	Do you use cosmetic products with SPF content?	0.507
8	Have you eaten fish in the past week?	0.560
9	How often did you eat fish in the past week?	0.723
10	Have you consumed milk in the past week?	0.368
11	How often have you consumed milk in the past week?	0.461
12	Have you eaten eggs in the past week?	0.605
13	How often have you eaten eggs in the past week?	0.432
14	What are the most processed eggs consumed in the past week?	0.530
15	Do you take fish oil?	0.419
16	Do you take supplements?	0.454
17	Do you often experience condition symptoms due to vitamin D deficiency?	0.409

Source: Primary Data, 2021

Table 2. Characteristics of Respondents

Characteristics of Respondents	Group				P-value
	Non-smoker (n: 73)		Smoker (n: 71)		
	Frequency	Percentage (%)	Frequency	Percentage (%)	
Age (years)	18	7	9.59	3	4.23
	19	10	13.70	3	4.23
	20	7	9.59	9	12.68
	21	20	27.40	10	14.08
	22	15	20.55	15	21.13
	23	9	12.33	17	23.94
	24	3	4.11	10	14.08
25	2	2.74	4	5.63	
BMI (kg/m2)	Kurus (<18.5)	14	19.18	10	14.08
	Normal (18.5-22.9)	59	80.82	61	85.92

Source: Primary Data, 2021

F<sub>13</sub>: Body mass index

\*P value<0.05, it meant that there was a difference between smoker and non-smoker groups

Table 3. Profile of Respondents' Answers Regarding Vitamin D Status.

No	Question	Answers	Group				
			Non-smoker (n: 73)		Smoker (n: 71)		
			Freq	Percentage (%)	Freq	Percentage (%)	
1	How long per day are you exposed to direct sunlight?	<5 minutes	07.00-09.00	0	0.00	0	0.00
			10.00-11.00	0	0.00	0	0.00
			12.00-14.00	1	1.37	2	2.82
		5-10 minutes	15.00-17.00	0	0.00	0	0.00
			07.00-09.00	5	6.85	6	8.45
			10.00-11.00	2	2.74	6	8.45
			12.00-14.00	0	0.00	2	2.82
15.00-17.00	0	0.00	1	1.41			

No	Question	Answers	Group			
			Non-smoker (n: 73)		Smoker (n: 71)	
			Freq	Percentage (%)	Freq	Percentage (%)
		07.00-09.00	17	23.29	7	9.86
	10-15 minutes	10.00-11.00	5	6.85	4	5.63
		12.00-14.00	3	4.11	4	5.63
		15.00-17.00	1	1.37	0	0.00
		07.00-09.00	14	19.18	17	23.94
	15-30 minutes	10.00-11.00	12	16.44	12	16.90
		12.00-14.00	10	13.70	7	9.86
		15.00-17.00	3	4.11	3	4.23
2	What time do you usually get direct sunlight?	Yes	62	84.93	69	97.18
		No	11	15.07	2	2.82
	What skin protection equipment is used? (*)	Umbrella	0	0.00	0	0.00
		Hat	14	19.18	26	36.62
		Jacket	57	78.08	57	80.28
		Sunblock	17	23.29	23	32.39
		When leaving the house	24	32.88	28	39.44
	When do you use the protective equipment?	Midday	17	23.29	10	14.08
		Driving	21	28.77	31	43.66
		Never	11	15.07	2	2.82
	How often do you use the protective equipment?	Every day	32	43.84	31	43.66
		Sometimes (4-6x per week)	22	30.14	31	43.66
		Rarely (1-3x per week)	8	10.96	7	9.86
		Never	11	15.07	2	2.82
3	Do you usually wear closed clothes such as long-sleeved shirts and trousers every day?	Yes	24	32.88	35	49.29
		No	49	67.12	36	50.70
4	Which body part would you like to protect from direct sunlight with the protective equipment of your choice in question no. 2? (*)	Face	25	34.25	41	57.75
		Arm	53	72.61	59	83.09
		Foot	59	80.82	61	85.92
		Back and Shoulders	38	52.05	36	50.70
		Never	13	17.81	4	5.63
5	How often do you use sunscreen cream when exposed to direct sunlight?	Always or almost every day (>3 times a week)	5	6.85	3	4.23
		Sometimes (≤3 times a week)	6	8.22	8	11.27
		Rarely (2 times a month)	6	8.22	12	16.90
		Never	56	76.71	48	67.61
6	Do you use sunscreen repeatedly in a day?	Yes	2	2.74	5	7.04
		No	71	97.26	66	92.96
	If "yes", how many hours do you use sunscreen in a day?	Every hour	0	0	0	0
		Every 2 hours	0	0	3	4.23
		Every 4 hours	2	2.74	2	2.82
		Never	71	97.26	66	92.96
7	Do you use cosmetic products (face moisturizer, hand and body cream, powder, etc.), with SPF content?	Yes	17	23.29	23	32.39
		No	56	76.71	48	67.61
	Do the cosmetics you use contain protection from UVA and UVB?	Yes	14	19.18	14	19.72
		No	1	1.37	6	8.45
		Don't know	2	2.74	3	4.23

No	Question	Answers	Group			
			Non-smoker (n: 73)		Smoker (n: 71)	
			Freq	Percentage (%)	Freq	Percentage (%)
8	Have you consumed fish in the past week?	Yes	59	80.82	64	90.14
		No	14	19.18	7	9.86
	What type of fish have you consumed the most in the past week?	Fish that contain vitamin D	54	73.97	54	76.06
		Fish that do not contain vitamin D	11	15.07	10	14.08
	How processed fish do you consume? (*)	Fry	43	58.90	45	63.38
		Grill	11	15.07	9	12.68
		Sauté	5	6.85	3	4.23
		Steam	2	2.74	2	2.82
		Can	4	5.48	4	5.63
	Where did you get the fish from? (*)	Sushi/raw	2	2.74	1	1.41
		Food stall	34	46.58	36	50.70
	What is your goal in consuming fish? (*)	Homemade/ Cook yourself	31	42.47	28	39.44
Love the taste		21	28.77	27	38.03	
Benefit for Health		27	36.99	31	43.66	
Diet to lose weight		2	2.74	4	5.63	
The price is low. More affordable		11	15.07	15	21.13	
Incidentally fish dishes available to eat		23	31.51	26	36.62	
Don't eat fish		8	19.18	7	9.86	
9	How often have you eaten fish in the past week? (*)	1-3 times per week	51	69.86	49	69.01
		4-6 times per week	7	9.59	5	7.04
		>6 times per week	1	1.37	1	1.41
		Never	14	19.18	16	22.54
		10	Have you consumed milk in the past week?	Milk contains vitamin D	60	82.19
Milk does not contain vitamin D	3	4.11		3	4.23	
Don't consume milk	10	13.70		16	22.54	
What kind of milk have you consumed in the last week? (*)	Cow's milk	12		16.44	14	19.72
	Soy milk	9		12.33	7	9.86
	Canned milk liquid/powder	16	21.92	23	32.39	
11	How often have you consumed milk in the past week?	Milk box liquid or powder	38	52.05	23	32.39
		1-3 times per week	32	43.84	36	50.70
		4-6 times per week	19	26.03	9	12.68
		>6 times per week	9	12.33	8	11.27
		Never	10	13.69	15	21.13

No	Question	Answers	Group			
			Non-smoker (n: 73)		Smoker (n: 71)	
			Freq	Percentage (%)	Freq	Percentage (%)
12	Have you eaten eggs in the past week?	Yes	71	97.26	68	95.77
		No	2	2.74	3	4.23
	Which part of the egg do you eat?	egg whites	4	5.48	3	4.23
		egg yolk	3	4.11	2	2.82
		all	64	87.67	63	88.73
13	How often have you eaten eggs in the past week?	<sup>19</sup> 1-3 times per week	43	58.90	43	60.56
		4-6 times per week	21	28.77	20	28.17
		>6 times per week	7	9.59	5	7.04
		Never	2	2.74	3	4.23
14	What kind of processed egg have you consumed the most in the past week? (*)	Fry	63	86.30	61	85.92
		Boiled	31	42.47	30	42.25
		Traditional herbs	3	4.11	9	12.68
15	Do you take fish oil?	Yes	6	8.22	5	7.04
		No	65	89.04	68	95.78
16	Do you take vitamin D supplements?	Yes	2	2.74	0	0.00
		No	71	97.26	71	100
17	Do you often experience this condition? (*)	Muscle pain including lower back pain	18	24.66	19	26.76
		Pain in the pelvis. Back and legs	17	23.29	12	16.90
		Muscle weakness	5	6.85	6	8.45
		It's easy to have a bad mood or depression	8	10.96	19	26.76
		Low immunity like frequent colds in winter	22	30.14	26	36.62
		Never	20	27.40	15	21.13

Source: Primary Data, 2021

in smokers and non-smokers. Spearman's test with a P value of 0.009 ( $P < 0.05$ ) and  $r = 0.216$ , meaning <sup>5</sup> that there was a significant relationship between vitamin D status in smokers and non-smokers. Even though the relationship was weak.

The prevalence of smoking in Indonesia is quite high among men than women. Generally,

in Indonesia, smoking is done by men, while smoking among women in Indonesia is less socially acceptable. As a result of the negative view and great pressure from society on female smokers have caused the desire to quit smoking in women is greater than in men (Ayuningtyas *et al.*, 2021). So that respondents in this study will be more open in providing information

Table 4. Risk Analysis of Vitamin D Deficiency on Smokers and Non-Smokers. <sup>5</sup>

Vitamin D status category	Non-smoker (n: 73)		Smoker (n: 71)		TOTAL
	Freq.	Percentage (%)	Freq.	Percentage (%)	
No risk of deficiency ( $\leq 8$ )	56	76.71	40	56.34	96
Have a risk of deficiency ( $> 8$ )	17	23.29	31	43.66	48

Source: Primary Data, 2021



about smoking status.

Respondents tend to be young, so no one has comorbidities, such as liver and kidney disease. Comorbidities can affect vitamin D status. In the liver, vitamin D will be hydroxylated by 25-hydroxylation to 25(OH)D or calcidiol so that in patients with liver disorders, calcidiol levels were low due to disturbances in its synthesis. Liver disease will also interfere with the absorption of vitamin D because liver damage will also affect the production of bile acids which function to convert non-polar forms of vitamin D into water soluble so that it can be absorbed by the intestinal wall. In addition, the liver is an organ for protein synthesis or vitamin D binding protein (DBP) which is the main carrier for 25(OH)D and 1,25(OH)2D into the circulation, DBP will also facilitate 1,25(OH)2D to enter the circulation, target cells and bind to receptors (Wannamethee *et al.*, 2021; Henríquez & Romero, 2020). The availability of vitamin D in the body was influenced by kidney function because 25(OH)D will undergo hydroxylation by 1-hydroxylase to the active form 1,25-dihydroxyvitamin D (calcitriol). So that chronic kidney disorders associated with structural and functional abnormalities of the kidneys affect the decrease in the active form of 1,25(OH)2-D (Wannamethee *et al.*, 2021; Vitamin D Council, 2017; Henríquez & Romero, 2020).

Body mass index also affects vitamin D status. Based on the source of vitamin D, which includes fat-soluble vitamins, it can come from food intake and synthesis through the skin, then it will be stored in adipose tissue which will be released and undergo metabolism when the production of vitamin D in circulation is reduced. Weight gain causes vitamin D to be trapped in fat and unable to get out into circulation. Individuals with a BMI who are obese and overweight have a risk of decreased bioavailability of vitamin D in the body, so they have a risk of vitamin D deficiency twice as large as individuals with a normal BMI and underweight (Orces, 2019). Obese individuals need to consume larger amounts of vitamin D than non-obese individuals to get enough vitamin D.

Measurement of vitamin D status was

based on the value of the total score of each respondent's response to smokers and non-smokers. Each answer number that included the deficiency criteria will be given a score of 1 and money including the non-deficiency criteria will be given a score of 0. The category for the conclusion was through a total score based on the median cut-off point criteria, the answer to the total score of the questionnaire was 8 categorized as not having a deficiency risk while having a deficiency risk if the total score was >8 (Bolek-Berquist *et al.*, 2009; Cairncross *et al.*, 2017). Although a high intake of dietary nutrients can cause weight gain, proper and healthy nutritional intake can increase vitamin D levels in the blood. Intake of calcium and vitamin D can have an effect on body weight, but this still requires further research and will depend on a person's healthy lifestyle (Vranic, 2019).

- a) Fish. Respondents of smokers who consumed fish in the last week were 55 smokers (78.88%) and 59 non-smokers (80.82%). Meanwhile, the number of respondents who smoked fish containing vitamin D in the past week were 54 smokers (76.06%) and 54 non-smokers (73.97%). Fish that contain vitamin D are fatty fish such as tuna, salmon, eel, mackerel, sardines, tuna, tilapia, mackerel, fish, tilapia, snapper, carp, and shrimp. The greatest content of vitamin D was found in fresh/raw fish. But cooking did not significantly affect the decrease in vitamin D content in food, cooking, or baking in an oven at 172°C or 200°C induces a decrease in vitamin D3 <10% (Ložnjak & Jakobsen, 2018). The answer to the frequency of eating fish in the last week was 1-3 times, 49 people (69.01%) were smokers and 47 people (64.38%) were non-smokers.
- b) Milk. Of respondents who consumed milk containing vitamin D, 53 people (74.65%) were smokers, and 60 non-smokers (82.19%). Generally, milk that contains vitamin D is soy milk, cow's milk, and goat's milk (Collard & McCormick, 2021). The vitamin D content in raw milk is 0.57 IU/ml lower than 0.80 IU/ml fortified milk. In the making process of pasteurized dairy products in high milk, no loss of vitamin D content was found, while the stability

of vitamin D3 remained stable during the appropriate storage life for each product (Mandrioli et al., 2020).

- c) Egg. The highest consumption of eggs was 68 smokers (95.77%) and 71 non-smokers (97.26%). Eggs had a high content of vitamin D, which was found in all types of egg yolks. The average weight of egg yolk in duck eggs was greater than that of chicken eggs (18 grams), where the weight of duck egg yolk is about 23-28 grams. In addition, duck egg yolk has 6 times more vitamin D, 2 times vitamin A, and 2 times more cholesterol than chicken eggs (Kuang et al., 2018).

Previous research by Lorensia et al. (2022) on 143 student respondents in Surabaya. The results showed that there was a significant difference in physical activity ( $p=0.047$ ) and vitamin D status ( $p<0.05$ ) between the non-obese and obese groups. There was a significant relationship ( $p<0.05$ ) between vitamin D status and physical activity, although the relationship was low (correlation coefficient=0.326). Therefore, increased physical activity can improve vitamin D status while still paying attention to other factors that affect vitamin D, such as diet and lifestyle. The condition of vitamin D also needs to be confirmed by measuring the 25(OH)D blood test. Meanwhile, in different subjects with a lower socio-economic tendency, namely construction workers, it shows that most of the respondents also have heavy physical activity (48.73%). Meanwhile, regarding lung health, as many as 50% of people do not have lung function disorders, and some have mild (37.34%) and severe (12.66%). Builders are at risk for vitamin D deficiency and impaired lung function, despite having a strenuous level of physical activity (Lorensia et al., 2020<sup>b</sup>). Another study that supports the results of this study by Suryadinata et al. (2021), there was a relationship between the level of knowledge ( $p=0.000$ ) and attitude ( $p=0.000$ ) toward sun exposure levels related to vitamin D and lung function. There was a relationship between the level of knowledge to attitude on sun exposure levels related to vitamin D ( $p=0.000$ ). Therefore, knowledge and attitudes on sun exposure related to vitamin D were important concerns to maintain healthy lung function.

One of the most common symptoms of vitamin D deficiency is fatigue. Symptoms of easy weakness are not specific symptoms of vitamin D deficiency and need to be assessed from vitamin D levels in the blood. Identification of genetic variations that arise as a consequence of diet as selective pressure helps identify alleles of genes that affect nutrient utilization. Understanding the molecular mechanisms underlying gene-nutrient interactions and their modifications with genetic variation is expected to lead to dietary recommendations and nutritional interventions that optimize individual health (Indraswari et al., 2018).

### Conclusion

There was a significant difference between smokers and non-smokers on vitamin D status. There was a weak relationship between smokers and non-smokers on vitamin D status. Early identification of vitamin D status can be used as a preventative measure for risks associated with vitamin D deficiency. Assessment of vitamin D status includes living habits. However, many factors can influence vitamin D status, such as variations in sun exposure due to latitude, season, time of day, atmospheric components, clothing, use of sunscreen, and skin pigmentation, as well as age, obesity, and the onset of several chronic diseases. Therefore, it is necessary to develop further research by observing each factor that influences in more detail than vitamin D levels.

### Acknowledgment

This research was funded by the Research and Community Service Institute (LPPM) of Universitas Surabaya.

### References

- Aji, A.S., Erwinda, E., Yusrawati, Y., Malik, S.G., & Lipoeto, N.I., 2019. Vitamin D Deficiency Status and Its Related Risk Factors During Early Pregnancy: A Cross-Sectional Study of Pregnant Minangkabau Women, Indonesia. *BMC Pregnancy Childbirth*, 19(1), pp.183.
- Annweiler, C., Kabeshova, A., Callens, A., Paty, M.L., Duval, G.T., & Holick, M.F., 2017. Self-administered Vitamin D Status Predictor: Older Adults are Able to Use a Self-

- Questionnaire for Evaluating Their Vitamin D Status. *PLoS One*, 12(11), pp.e0186578.
- Ayuningtyas, D.A., Tuinman, M.A., Prabandari, Y.S., & Hagedoorn, M., 2021. Smoking Cessation Experience in Indonesia: Does the Non-smoking Wife Play a Role?. *Front. Psychol*, 12, pp.618182.
- Azargoon, A., Kharazmkia, A., Kordalivand, N., Birjandi, M., & Mir, S., 2022. Evaluation of Exposure to Secondhand Smoke and Serum Level of Interleukin 18 in Non-Smokers. *Ann Med Surg (Lond)*, 73, pp.103238.
- Bhat, T.A., Kalathil, S.G., Bogner, P.N., Miller, A., Lehmann, P.V., Thatcher, T.H., Phipps, R.P., Sime, P.J., & Thanavala, Y., 2018. Secondhand Smoke Induces Inflammation and Impairs Immunity to Respiratory Infections. *J Immunol*, 200(8), pp.2927-40.
- Bolek-Berquist, J., Elliott, M.E., Gangnon, R.E., Gemar, D., Engelke, J., Lawrence, S.J., & Hansen, K.E., 2009. Use of a Questionnaire to Assess Vitamin D Status in Young Adults. *Public Health Nutr*, 12(2), pp.236-43.
- Cairncross, C.T., Stonehouse, W., Conlon, C.A., Grant, C.C., McDonald, B., Houghton, L.A., Eyles, D., Camargo, C.A., Coad, J., & Hurst, P.R., 2017. Predictors of Vitamin D Status in New Zealand Preschool Children. *Matern Child Nutr*, 13(3), pp.e12340.
- Collard, K.M., & McCormick, D.P., 2021. A Nutritional Comparison of Cow's Milk and Alternative Milk Products. *Acad Pediatr*, 21(6), pp.1067-9.
- Divakar, U., Sathish, T., Soljak, M., Bajpai, R., Dunleavy, G., Visvalingam, N., Nazeha, N., Soh, C.K., Christopoulos, G., & Car, J., 2019. Prevalence of Vitamin D Deficiency and Its Associated Work-Related Factors among Indoor Workers in a Multi-Ethnic Southeast Asian Country. *Int J Environ Res Public Health*, 17(1), pp.164.
- Dominguez, L.J., Farruggia, M., Veronese, N., & Barbagallo, M., 2021. Vitamin D Sources, Metabolism, and Deficiency: Available Compounds and Guidelines for Its Treatment. *Metabolites*, 11(4), pp.255.
- Ganji, V., Al-Obahi, A., Yusuf, S., Dookhy, Z., & Shi, Z., 2020. Serum Vitamin D is Associated with Improved Lung Function Markers but not with Prevalence of Asthma, Emphysema, and Chronic Bronchitis. *Sci Rep*, 10(1), pp.11542.
- Ghosh, A.J., Moll, M., Hayden, L.P., Bon, J., Regan, E., & Hersh, C.P., 2020. Vitamin D Deficiency is Associated with Respiratory Symptoms and Airway Wall Thickening in Smokers with and without COPD: A Prospective Cohort Study. *BMC Pulm Med*, 20(1), pp.123.
- Gupta, S.K., & Ramadass, S., 2019. Vitamin D in Chronic Obstructive Pulmonary Disease and Asthma in Indian Population. *Lung India*, 36(6), pp.473-5.
- Henríquez, M.S., & Romero, M.J.G.D.T., 2020. Cholecalciferol or Calcifediol in the Management of Vitamin D Deficiency. *Nutrients*, 12(6), pp.1617.
- Hikichi, M., Mizumura, K., Maruoka, S., & Gon, Y., 2019. Pathogenesis of Chronic Obstructive Pulmonary Disease (COPD) Induced by Cigarette Smoke. *J Thorac Dis*, 11(Suppl 17), pp.S2129-40.
- Indraswari, P.I.I., Lorensia, A., & Suryadinata, R.V., 2018. Analysis Effect of Nutrition Intake on Lung Function of Active Smoker and Non Smoker. *KEMAS*, 14(2), pp.411-7.
- Jha, P., 2020. The Hazards of Smoking and the Benefits of Cessation: A Critical Summation of the Epidemiological Evidence in High-Income Countries. *Elife*, 9, pp.e49979.
- Kementerian Kesehatan Republik Indonesia., 2018. *Hasil Riset Kesehatan Dasar Kementerian RI*.
- Khan, D.M., Ullah, A., Randhawa, F.A., Iqtadar, S., Butt, NF, & Waheed K., 2017. Role of Vitamin D in Reducing Number of Acute Exacerbations in Chronic Obstructive Pulmonary Disease (COPD) Patients. *Pak J Med Sci*, 33(3), pp.610-4.
- Khosravi, Z.S., Kafeshani, M., Tavasoli, P., Zadeh, A.H., & Entezari, M.H., 2018. Effect of Vitamin D Supplementation on Weight Loss, Glycemic Indices, and Lipid Profile in Obese and Overweight Women: A Clinical Trial Study. *Int J Prev Med*, 9, pp.63.
- Kim, S.H., Oh, J.E., Song, D.W., Cho, C.Y., Hong, S.H., Cho, Y.J., Yoo, B.W., Shin, K.S., Joe, H., Shin, H.S., & Son, D.Y., 2018. The Factors Associated with Vitamin D Deficiency in Community Dwelling Elderly in Korea. *Nutr Res Pract*, 12(5), pp.387-95.
- Kuang, H., Yang, F., Zhang, Y., Wang, T., & Chen, G., 2018. The Impact of Egg Nutrient Composition and Its Consumption on Cholesterol Homeostasis. *Cholesterol*, 2018, pp.6303810.
- Kusumawardani, N., Tarigan, I., Suparmi, & Schlottheuber, A., 2018. Socio-Economic, Demographic and Geographic Correlates of Cigarette Smoking Among Indonesian Adolescents: Results from the 2013 Indonesian Basic Health Research Survey. *Glob Health Action*, 11(sup1), pp.1467605.

- Larson-Meyer, D.E., Douglas, C.S., Thomas, J.J., Johnson, E.C., Barcal, J.N., Heller, J.E., Hollois, B.W., & Halliday, T.M., 2019. Validation of a Vitamin D Specific Questionnaire to Determine Vitamin D Status in Athletes. *Nutrients*, 11(11), pp.2732.
- Liguori, I., Russo, G., Curcio, F., Bulli, G., Aran, L., Della-Morte, D., Gargiulo, G., Testa, G., Cacciatore, F., Bonaduce, D., & Abete, P., 2018. Oxidative Stress, Aging, and Diseases. *Clin Interv Aging*, 13, pp.757-72.
- Lorensia, A., Wahyudi, M., Yudianto, A., & Kurnia, S.E.D., 2020a. Effect of illness perception on improving asthma symptoms with omega-3 fish oil therapy: Pre-post design. *Journal of Applied Pharmaceutical Science*, 10(6), pp.62-71.
- Lorensia, A., Suryadinata, R.V., & Chandra, N.L.M.R., 2020b. Profile of Vitamin D Status, Physical Activity, and Lung Health in Construction Workers. *Community Medicine and Public Health of Indonesia Journal*, 1(2), pp.117-24.
- Lorensia, A., Suryadinata, R.V., & Inu, I.A., 2022. Comparison of Vitamin D Status and Physical Activity Related with Obesity in Student. *Journal of Applied Pharmaceutical Science*, 12(4), pp.108-18.
- Lowe, N.M., & Bhojani, I., 2017. Special Considerations for Vitamin D in the South Asian Population in the UK. *Ther Adv Musculoskelet Dis*, 9(6), pp.137-44.
- Ložnjak, P., & Jakobsen, J., 2018. Stability of Vitamin D3 and Vitamin D2 in Oil, Fish and Mushrooms After Household Cooking. *Food Chemistry*, 254, pp.144-9.
- Mandrioli, M., Boselli, E., Fiori, F., & Rodriguez-Estrada, M.T., 2020. Vitamin D3 in High-Quality Cow Milk: An Italian Case Study. *Foods*, 9(5), pp.548.
- Manisalidis, I., Stavropoulou, E., Stavropoulos, A., & Bezirtzoglou, E., 2020. Environmental and Health Impacts of Air Pollution: A Review. *Front Public Health*, 8, pp.14.
- Marginean, C., Popescu, M.S., Vladaia, M., Tudorascu, D., Pirvu, D.C., & Petrescu, E., 2018. Involvement of Oxidative Stress in COPD. *Curr Health Sci J*, 44(1), pp.48-55.
- Martineau, A.R., Cates, C.J., Jolliffe, D., Janssens, W., Sheikh, A., & Griffiths, C.J., 2019. Vitamin D for the Management of Chronic Obstructive Pulmonary Disease. *Cochrane Database Syst Rev*, 2019(3), pp.CD013284.
- Migliaccio, S., Di-Nisio, A., Mele, C., Scappaticcio, L., Savastano, S., & Colao, A., 2019. Obesity and Hypovitaminosis D: Causality or Casualty?. *Int J Obes Suppl*, 9(1), pp.20-31.
- Nwosu, B.U., & Kum-Nji, P., 2018. Tobacco Smoke Exposure is an Independent Predictor of Vitamin D Deficiency in US Children. *PLoS One*, 13(10), pp.e0205342.
- Oh, T.R., Kim, C.S., Bae, E.H., Ma, S.K., Han, S.H., Sung, S.A., Lee, K., Oh, K.H., Ahn, C., & Kim, S.W., 2017. Association Between Vitamin D Deficiency and Health-Related Quality of Life in Patients with Chronic Kidney Disease from the KNOW-CKD Study. *PLoS One*, 12(4), pp.e0174282.
- Orces, C., 2019. The Association between Body Mass Index and Vitamin D Supplement Use among Adults in the United States. *Cureus*, 11(9), pp.e5721.
- Pilz, S., Zittermann, A., Trummer, C., Theiler-Schwetz, V., Lerchbaum, E., Keppel, M.H., Grubler, M.R., Marz, W., & Pandis, M., 2019. Vitamin D Testing and Treatment: A Narrative Review of Current Evidence. *Endocr Connect*, 8(2), pp.R27-43.
- Suryadinata, R.V., Boengas, S., & Lorensia, A., 2021. Effect of Knowledge and Attitude Toward Sun Exposure Related Vitamin D to Lung Function. *Teikyo Medical Journal*, 44(4), pp.957-69.
- Thimmulappa, R.K., Chattopadhyay, I., & Rajasekaran, S., 2019. Oxidative Stress Mechanisms in the Pathogenesis of Environmental Lung Diseases. *Oxidative Stress in Lung Diseases*, 25, pp.103-37.
- Vitamin D Council, 2017. *Respiratory infections*. (online).
- Vranic, L., Mikolašević, I., & Milić, S., 2019. Vitamin D Deficiency: Consequence or Cause of Obesity?. *Medicina (Kaunas)*, 55(9), pp.541.
- Wannamethee, S.G., Welsh, P., Papacosta, O., Lennon, L., & Whincup, P., 2021. Vitamin D Deficiency, Impaired Lung Function and Total and Respiratory Mortality in a Cohort of Older Men: Cross-Sectional and Prospective Findings from The British Regional Heart Study. *BMJ Open*, 11(12), pp.e051560.
- Yang, L., Zhao, H., Liu, K., Wang, Y., Liu, Q., Sun, T., Chen, S., & Ren, L., 2021. Smoking Behavior and Circulating Vitamin D Levels in Adults: A Meta-Analysis. *Food Sci Nutr*, 9(10), pp.5820-32.
- Zisi, D., Challa, A., & Makis, A., 2019. The Association Between Vitamin D Status and Infectious Diseases of the Respiratory System in Infancy and Childhood. *Hormones (Athens)*, 18(4), pp.353-63.

# SERTIFIKAT

Direktorat Jenderal Penguatan Riset dan Pengembangan,  
Kementerian Riset, Teknologi, dan Pendidikan Tinggi



Kutipan dari Keputusan Direktur Jenderal Penguatan Riset dan Pengembangan,  
Kementerian Riset, Teknologi, dan Pendidikan Tinggi Republik Indonesia  
Nomor: 10/E/KPT/2019  
Tentang Hasil Akreditasi Jurnal Ilmiah Periode 2 Tahun 2019

**KEMAS: Jurnal Kesehatan Masyarakat**

E-ISSN: 23553596

Penerbit: Department of Public Health, Faculty of Sport Science, Universitas Negeri Semarang

Ditetapkan sebagai Jurnal Ilmiah

**TERAKREDITASI PERINGKAT 2**

Akreditasi berlaku selama 5 (lima) tahun, yaitu  
Volume 14 Nomor 2 Tahun 2018 sampai Volume 19 Nomor 1 Tahun 2023

Jakarta, 4 April 2019

Direktur Jenderal Penguatan Riset dan Pengembangan



Dr. Muhammad Dimiyati  
NIP. 195912171984021001



[Home](#) > [Vol 19, No 3 \(2024\)](#) > [Lorensia](#)

## The Effect of Smoking Habit on Vitamin D Status in Adults in Indonesia

 Amelia Lorensia<sup>(1)</sup>, Rivan Virlando Suryadinata<sup>(2)</sup>,

 DOI: <https://doi.org/10.15294/kemas.v19i3.46823>

(1) Universitas Surabaya

(2) Fakultas Kedokteran, Universitas Surabaya

### Abstract

Smoking will reduce the metabolism of vitamin d in the body. Indonesia, as a tropical country that has a high level of sun exposure, is one with a high prevalence of smokers. Early identification of vitamin D status can be used as a preventive measure for risks associated with vitamin D deficiency. This study aimed to determine the smoking behaviour with vitamin D status. This research was conducted in April -November 2021. The research design was cross-sectional, using purposive sampling method. Variable was smoker behaviour, vitamin D status, and vitamin D deficiency. The differences between vitamin D status and smoker behaviour in smoker and non-smoker group used chi-square test and the relationship used contingency coefficient. This study involved 144 subjects, consisting of 73 non-smokers and 71 smokers. The groups at risk for vitamin D deficiency were 17 non-smokers (23.29%) and 31 smokers (43.66%). The smokers group had 2,553 times higher risk of vitamin d deficiency than non-smokers. There was a significant difference between smokers and non-smokers on 25(OH)D level vitamin D status. And there was a significant relationship between vitamin D status in smokers and non-smokers. There was a weak relationship between smokers and non-smokers on vitamin D status.

### Keywords

Smoker, smoking behaviour, vitamin D



?	Total citations
?	Recent citations
n/a	Field Citation Ratio
n/a	Relative Citation Ratio

### Full Text:

[PDF](#)

### References

- Aji AS, Erwinda E, Yusrawati Y, Malik SG, Lipoeto NI. Vitamin D deficiency status and its related risk factors during early pregnancy: a cross-sectional study of pregnant Minangkabau women, Indonesia. *BMC Pregnancy Childbirth* 2019;19(1):183. doi: 10.1186/s12884-019-2341-4.
- Annweiler C, Kabeshova A, Callens A, Paty ML, Duval GT, Holick MF. Self-administered Vitamin D Status Predictor: Older adults are able to use a self-questionnaire for evaluating their vitamin D status. *PLoS One*. 2017;12(11):e0186578. <https://doi.org/10.1371/journal.pone.0186578>.
- Ayuningtyas DA, Tuinman MA, Prabandari YS and Hagedoorn M. Smoking Cessation Experience in Indonesia: Does the Non-smoking Wife Play a Role? *Front. Psychol* 2021;12:618182. doi: 10.3389/fpsyg.2021.618182.
- Azargoan A, Kharazmkia A, Kordalivand N, Birjandi M, Mir S. Evaluation of exposure to secondhand smoke and serum level of interleukin 18 in non-smokers. *Ann Med Surg (Lond)* 2022;73:103238. doi: 10.1016/j.amsu.2021.103238.
- Bhat TA, Kalathil SG, Bogner PN, Miller A, Lehmann PV, Thatcher TH, Phipps RP, Sime PJ, Thanavala Y. Secondhand Smoke Induces Inflammation and Impairs Immunity to Respiratory Infections. *J Immunol* 2018;200(8):2927–40. doi: 10.4049/jimmunol.1701417.
- Bolek-Berquist J, Elliott ME, Gangnon RE, Gemar D, Engelke J, Lawrence SJ, Hansen KE. Use of a questionnaire to assess vitamin D status in young adults. *Public Health Nutr* 2009;12(2):236–43. doi: 10.1017/S136898000800356X.
- Cairncross CT, Stonehouse W, Conlon CA, Grant CC, McDonald B, Houghton LA, Eyles D, Camargo CA Jr, Coad J, von Hurst PR. Predictors of vitamin D status in New Zealand preschool children. *Matern Child Nutr* 2017;13(3):e12340. doi: 10.1111/mcn.12340.
- Collard KM, McCormick DP. A Nutritional Comparison of Cow's Milk and Alternative Milk Products. *Acad Pediatr* 2021;21(6):1067–9. doi: 10.1016/j.acap.2020.12.007.
- Divakar U, Sathish T, Soljak M, Bajpai R, Dunleavy G, Visvalingam N, Nazeha N, Soh CK, Christopoulos G, Car J. Prevalence of Vitamin D Deficiency and Its Associated Work-Related Factors among Indoor Workers in a Multi-Ethnic Southeast Asian Country. *Int J Environ Res Public Health* 2019;17(1):164. doi: 10.3390/ijerph17010164.
- Dominguez LJ, Farruggia M, Veronese N, Barbagallo M. Vitamin D Sources, Metabolism, and Deficiency: Available Compounds and Guidelines for Its Treatment. *Metabolites* 2021;11(4):255. doi:10.3390/metabo11040255.
- Ganji V, Al-Obahi A, Yusuf S, Dookhy Z, Shi Z. Serum vitamin D is associated with improved lung function markers but not with prevalence of asthma, emphysema, and chronic bronchitis. *Sci Rep* 2020;10(1):11542. doi: 10.1038/s41598-020-67967-7.
- Ghosh AJ, Moll M, Hayden LP, Bon J, Regan E, Hersh CP; COPD Gene Investigators. Vitamin D deficiency is associated with respiratory symptoms and airway wall thickening in smokers with and without COPD: a prospective cohort study. *BMC Pulm Med* 2020;20(1):123. doi: 10.1186/s12890-020-1148-4.
- Gupta SK, Ramadass S. Vitamin D in chronic obstructive pulmonary disease and asthma in Indian population. *Lung India* 2019;36(6):473–5. doi: 10.4103/lungindia.lungindia\_458\_19.
- Henríquez MS, Romero MJGDT. Cholecalciferol or Calcifediol in the Management of Vitamin D Deficiency. *Nutrients*. 2020;12(6):1617. doi:10.3390/nu12061617.
- Hikichi M, Mizumura K, Maruoka S, Gon Y. Pathogenesis of chronic obstructive pulmonary disease (COPD) induced by cigarette smoke. *J Thorac Dis* 2019;11(Suppl 17):S2129–40. doi: 10.21037/jtd.2019.10.43.

### ARTICLE TOOLS

- Print this article
- Indexing metadata
- How to cite item
- Supplementary files
- Finding References
- Email this article (Login required)
- Email the author (Login required)

### ABOUT THE AUTHORS

Amelia Lorensia

Universitas Surabaya  
Indonesia

Rivan Virlando Suryadinata

Fakultas Kedokteran, Universit  
Surabaya  
Indonesia

### ABOUT THE JOURNAL

- Focus and Scope
- Manuscript Submission
- Guide for Authors
- Editorial Board
- Reviewer Team
- Abstracting/Indexing
- Ethics Statement
- Policy of Screening for Plagiaris
- Contact
- 2,567,625
- [View Visitor Stats](#)

### USER

Username

Password

Remember me

### JOURNAL CONTENT

Search

Search Scope

### Browse

- » [By Issue](#)
- » [By Author](#)
- » [By Title](#)
- » [Other Journals](#)

- Jha P. The hazards of smoking and the benefits of cessation: a critical summation of the epidemiological evidence in high-income countries. *Elife* 2020;9:e49979. doi:10.7554/eLife.49979.
- Kementerian Kesehatan Republik Indonesia. Hasil Riset Kesehatan Dasar Kementerian RI. 2013. [cited 2022 February 16]. Available from: [http://www.depkes.go.id/resources/download/general/Hasil\\_Riskesdas\\_2013.pdf](http://www.depkes.go.id/resources/download/general/Hasil_Riskesdas_2013.pdf).
- Khan DM, Ullah A, Randhawa FA, Iqtadar S, Butt NF, Waheed K. Role of Vitamin D in reducing number of acute exacerbations in Chronic Obstructive Pulmonary Disease (COPD) patients. *Pak J Med Sci* 2017;33(3):610–4. doi: 10.12669/pjms.333.12397.
- Khosravi ZS, Kafeshani M, Tavasoli P, Zadeh AH, Entezari MH. Effect of Vitamin D Supplementation on Weight Loss, Glycemic Indices, and Lipid Profile in Obese and Overweight Women: A Clinical Trial Study. *Int J Prev Med* 2018;9:63. doi: 10.4103/ijpvm.IJPVM\_329\_15.
- Kim SH, Oh JE, Song DW, Cho CY, Hong SH, Cho YJ, Yoo BW, Shin KS, Joe H, Shin HS, Son DY. The factors associated with Vitamin D deficiency in community dwelling elderly in Korea. *Nutr Res Pract* 2018;12(5):387–95. doi: 10.4162/nrp.2018.12.5.387.
- Kuang H, Yang F, Zhang Y, Wang T, Chen G. The Impact of Egg Nutrient Composition and Its Consumption on Cholesterol Homeostasis. *Cholesterol* 2018;2018:6303810. doi: 10.1155/2018/6303810.
- Kusumawardani N, Tarigan I, Suparmi, Schlottheuber A. Socio-economic, demographic and geographic correlates of cigarette smoking among Indonesian adolescents: results from the 2013 Indonesian Basic Health Research survey. *Glob Health Action* 2018;11(sup1):1467605. doi:10.1080/16549716.2018.1467605.
- Larson-Meyer DE, Douglas CS, Thomas JJ, Johnson EC, Barcal JN, Heller JE, Hollois BW, Halliday TM. Validation of a Vitamin D Specific Questionnaire to Determine Vitamin D Status in Athletes. *Nutrients* 2019;11(11):2732. doi: 10.3390/nu11112732.
- Liguori I, Russo G, Curcio F, Bulli G, Aran L, Della-Morte D, Gargiulo G, Testa G, Cacciatore F, Bonaduce D, Abete P. Oxidative stress, aging, and diseases. *Clin Interv Aging* 2018;13:757–72. doi: 10.2147/CIA.S158513.
- Lorensia A, Wahyudi M, Yudianto A, Kurnia SED. Effect of illness perception on improving asthma symptoms with omega-3 fish oil therapy: Pre-post design. *Journal of Applied Pharmaceutical Science* 2020a;10(6):62–71. doi: <http://10.7324/JAPS.2020.10609>.
- Lorensia A, Suryadinata RV, Chandra NLMR. Profile of Vitamin D Status, Physical Activity, and Lung Health in Construction Workers. *Community Medicine and Public Health of Indonesia Journal* 2020b;1(2):117-24.
- Lorensia A, Suryadinata RV, Inu IA. Comparison of vitamin D status and physical activity related with obesity in student *Journal of Applied Pharmaceutical Science* 2022;12(4):108–18. doi: 10.7324/JAPS.2022.120412.
- Lowe NM, Bhojani I. Special considerations for vitamin D in the south Asian population in the UK. *Ther Adv Musculoskelet Dis* 2017;9(6):137–44. doi:10.1177/1759720X17704430.
- Ložnjak P, Jakobsen J. Stability of vitamin D3 and vitamin D2 in oil, fish and mushrooms after household cooking. *Food Chemistry* 2018;254:144–9. doi: 10.1016/j.foodchem.2018.01.182.
- Mandrioli M, Boselli E, Fiori F, Rodriguez-Estrada MT. Vitamin D3 in High-Quality Cow Milk: An Italian Case Study. *Foods* 2020;9(5):548. doi:10.3390/foods9050548.
- Manisalidis I, Stavropoulou E, Stavropoulos A, Bezirtzoglou E. Environmental and Health Impacts of Air Pollution: A Review. *Front Public Health* 2020;8:14. doi:10.3389/fpubh.2020.00014.
- Marginean C, Popescu MS, Vladaia M, Tudorasu D, Pirvu DC, Petrescu F. Involvement of Oxidative Stress in COPD. *Curr Health Sci J* 2018;44(1):48–55. doi: 10.12865/CHSJ.44.01.08.
- Martineau AR, Cates CJ, Jolliffe D, Janssens W, Sheikh A, Griffiths CJ. Vitamin D for the management of chronic obstructive pulmonary disease. *Cochrane Database Syst Rev* 2019;2019(3):CD013284. doi:10.1002/14651858.CD013284.
- Migliaccio S, Di Nisio A, Mele C, Scappaticcio L, Savastano S, Colao A; Obesity Programs of nutrition, Education, Research and Assessment (OPERA) Group. Obesity and hypovitaminosis D: causality or casualty? *Int J Obes Suppl* 2019;9(1):20–31. doi: 10.1038/s41367-019-0010-8.
- Nabak A, Johnson R, Keuler N, Hansen K. Can a questionnaire predict vitamin D status in postmenopausal women? *Public Health Nutrition* 2014;17(4):739–46. doi:10.1017/S1368980013001973.
- Nwosu BU, Kum-Nji P. Tobacco smoke exposure is an independent predictor of vitamin D deficiency in US children. *PLoS One*. 2018 Oct 8;13(10):e0205342. doi: 10.1371/journal.pone.0205342.
- Oh TR, Kim CS, Bae EH, Ma SK, Han SH, Sung SA, Lee K, Oh KH, Ahn C, Kim SW. Association between vitamin D deficiency and health-related quality of life in patients with chronic kidney disease from the KNOW-CKD study. *PLoS One* 2017;12(4):e0174282. doi: 10.1371/journal.pone.0174282.
- Orces C. The Association between Body Mass Index and Vitamin D Supplement Use among Adults in the United States. *Cureus* 2019;11(9):e5721. doi:10.7759/cureus.5721.
- Pilz S, Zittermann A, Trummer C, Theiler-Schwetz V, Lerchbaum E, Keppel MH, Grubler MR, Marz W, Pandis M. Vitamin D testing and treatment: a narrative review of current evidence. *Endocr Connect* 2019;8(2):R27–43. doi: 10.1530/EC-18-0432.
- Suryadinata RV, Boengas S, Lorensia A. Effect of Knowledge and Attitude toward Sun Exposure Related Vitamin D to Lung Function. *Teikyo Medical Journal* 2021;44(4):957–69.
- Thimmulappa RK, Chattopadhyay I, Rajasekaran S. Oxidative Stress Mechanisms in the Pathogenesis of Environmental Lung Diseases. *Oxidative Stress in Lung Diseases* 2019;25:103–37. doi: 10.1007/978-981-32-9366-3\_5.
- Vitamin D Council. Respiratory infections (online). 2017. [cited 2022 February 16]. Available from: <https://www.vitamindcouncil.org/health-conditions/respiratory-infections/>.
- Vranić L, Mikolašević I, Milić S. Vitamin D Deficiency: Consequence or Cause of Obesity?. *Medicina (Kaunas)* 2019;55(9):541. doi:10.3390/medicina55090541.
- Wannamethee SG, Welsh P, Papacosta O, Lennon L, Whincup P. Vitamin D deficiency, impaired lung function and total and respiratory mortality in a cohort of older men: cross-sectional and prospective findings from The British Regional Heart Study. *BMJ Open* 2021;11(12):e051560. doi: 10.1136/bmjopen-2021-051560.
- Yang L, Zhao H, Liu K, Wang Y, Liu Q, Sun T, Chen S, Ren L. Smoking behavior and circulating vitamin D levels in adults: A meta-analysis. *Food Sci Nutr*. 2021;9(10):5820-5832. doi: 10.1002/fsn3.2488.
- Zisi D, Challa A, Makis A. The association between vitamin D status and infectious diseases of the respiratory system in infancy and childhood. *Hormones (Athens)* 2019;18(4):353-363. doi: 10.1007/s42000-019-00155-z.
- Zosky GR, Berry LJ, Elliot JG, James AL, Gorman S, Hart PH. Vitamin D deficiency causes deficits in lung function and alters lung structure. *Am J Respir Crit Care Med* 2011;183(10):1336–43. doi: 10.1164/rccm.201010-1596OC.



No metrics available.



## Refbacks

- There are currently no refbacks.



This work is licensed under a [Creative Commons Attribution 4.0 International License](https://creativecommons.org/licenses/by/4.0/).



[Home](#) > [Archives](#) > **Vol 19, No 3 (2024)**

## Vol 19, No 3 (2024)

DOI: <https://doi.org/10.15294/kemas.v19i3>

### Table of Contents

#### Articles

##### Promotion of Exclusive Breastfeeding through Drinking "Uyup-Uyup" Herbal

  DOI 10.15294/kemas.v19i3.34093 Abstract 8 times PDF 8 times
PDF  
333-340Colti Sistiarani<sup>(1)</sup>, Erna Kusuma Wati<sup>(2)</sup>, Setiyowati Rahardjo<sup>(3)</sup>,<sup>(1)</sup> Public Health, Faculty of Health Sciences, Jenderal Soedirman University<sup>(2)</sup> Nutrition Science, Faculty of Health Sciences, Jenderal Soedirman University<sup>(3)</sup> Public Health, Faculty of Health Sciences, Jenderal Soedirman University


##### Stunting and Head Circumference Growth in The First 3 Years of Life

  DOI 10.15294/kemas.v19i3.40698 Abstract 4 times PDF 6 times
PDF  
341-349Sri Priyantini<sup>(1)</sup>, Mohamad Nuha<sup>(2)</sup>, Perez Purnasar<sup>(3)</sup>, AA Masyhud<sup>(4)</sup>,<sup>(1)</sup> Department of Pediatrics, Faculty of Medicine, Sultan Agung Islamic University, Semarang, Indonesia<sup>(2)</sup> Bachelor of Medicine Faculty of Medicine Sultan Agung Islamic University, Semarang, Indonesia<sup>(3)</sup> Department of Pediatrics, Faculty of Medicine, Sultan Agung Islamic University, Semarang, Indonesia<sup>(4)</sup> Department of Public Health, Faculty of Medicine, Sultan Agung Islamic University, Semarang, Indonesia



##### The Economic Evaluation of Rare Disease Medicines

  DOI 10.15294/kemas.v19i3.41661 Abstract 12 times PDF 5 times
PDF  
350-360Oskar Skarayadi<sup>(1)</sup>, Eka Kartika Untari<sup>(2)</sup>, Peppy Octavian<sup>(3)</sup>, Niken Larasati<sup>(4)</sup>,<sup>(1)</sup> Faculty of Pharmacy, Jenderal Achmad Yani University<sup>(2)</sup> Pharmacy Department, Medical Faculty, Tanjungpura University<sup>(3)</sup> Pharmacy Department of Harapan Bangsa University<sup>(4)</sup> Bachelor Program of Pharmacy, Jenderal Achmad Yani University


##### Long-Term Effects of Exercise on Balance and Fear of Falling in Elderly

  DOI 10.15294/kemas.v19i3.44079 Abstract 5 times PDF 2 times
PDF  
361-367The Maria Meiwati Widagdo<sup>(1)</sup>, Claudia Bella Laurentia<sup>(2)</sup>, Bagus Anggawaisna Anggawaisna Suryadiningrat<sup>(3)</sup>, Teguh KristianPerdamaian<sup>(4)</sup>,<sup>(1)</sup> Faculty of Medicine Duta Wacana Christian University<sup>(2)</sup> Faculty of Medicine Duta Wacana Christian University<sup>(3)</sup> Faculty of Medicine Duta Wacana Christian University<sup>(4)</sup> Department of Public Health Faculty of Medicine Duta Wacana Christian University

##### The Exploratory Study on Antecedents of Online Medical Consultation Continuous Usage Intention

  DOI 10.15294/kemas.v19i3.44138 Abstract 6 times PDF 3 times
PDF  
368-378Andini Larasati<sup>(1)</sup>, Ferdi Antonio<sup>(2)</sup>, Dewi Wuisan<sup>(3)</sup>,<sup>(1)</sup> Graduate School of Management, Departement of Hospital Administration, Faculty of Economics and Business, Universitas Pelita Harapan<sup>(2)</sup> Departement of Hospital Administration, Faculty of Economics and Business, Universitas Pelita Harapan<sup>(3)</sup> Departement of Hospital Administration, Faculty of Economics and Business, Universitas Pelita Harapan

##### Mastitis Pain in Postpartum Mothers Using Plumeria Rubra L Ointment

  DOI 10.15294/kemas.v19i3.45857 Abstract 4 times PDF 3 times
PDF  
379-387Rabia Zakaria<sup>(1)</sup>, Siti Choirul Dwi Astuti<sup>(2)</sup>, Rahma Dewi Agustini<sup>(3)</sup>, Sukmawati A. Damit<sup>(4)</sup>, Harlyanti Muthmai'annah Mashar<sup>(5)</sup>,<sup>(1)</sup> Politeknik Kesehatan Kementerian Kesehatan Gorontalo<sup>(2)</sup> Politeknik Kesehatan Kementerian Kesehatan Gorontalo<sup>(3)</sup> Politeknik Kesehatan Kementerian Kesehatan Gorontalo<sup>(4)</sup> Politeknik Kesehatan Kementerian Kesehatan Palangkaraya<sup>(5)</sup> Politeknik Kesehatan Kementerian Kesehatan Palangkaraya

##### Effects of Exposure to the Hormone Cortisol in Pregnant Women on Body Weight and Length at Birth of Babies: A Prospective Study

  DOI 10.15294/kemas.v19i3.45992 Abstract 20 times PDF 4 times
PDF  
388-393Jumrah Sudirman<sup>(1)</sup>, Nurqalbi Sampara<sup>(2)</sup>, Muzakkir Muzakkir<sup>(3)</sup>, Hairuddin K<sup>(4)</sup>, Darmiati Darmiati<sup>(5)</sup>, Rahayu Eryanti K<sup>(6)</sup>, KhalidatulKhair Anwar<sup>(7)</sup>, Hasriani Saleng<sup>(8)</sup>,<sup>(1)</sup> Universitas Megarezky<sup>(2)</sup> Universitas Megarezky<sup>(3)</sup> STIKES Nani Hasanuddin<sup>(4)</sup> Universitas Megarezky<sup>(5)</sup> IIK Pelamonia<sup>(6)</sup> Universitas Megarezky

#### ABOUT THE JOURNAL

[Focus and Scope](#)[Manuscript Submission](#)[Guide for Authors](#)[Editorial Board](#)[Reviewer Team](#)[Abstracting/Indexing](#)[Ethics Statement](#)[Policy of Screening for Plagiaris](#)[Contact](#)

2,567,627

[View Visitor Stats](#)

#### USER

Username Password  Remember me

#### JOURNAL CONTENT

Search 

Search Scope

All 

Browse

- » [By Issue](#)
- » [By Author](#)
- » [By Title](#)
- » [Other Journals](#)

(7) Poltekkes Kemenkes Kendari  
(8) Universitas Megarezky

### Mapping the Sociocultural Implication on Tuberculosis Management and Control Programs: A Scoping Review

PDF

 ? DOI 10.15294/kemas.v19i3.46504 Abstract 7 times PDF 7 times

394-402

Sri Handayani<sup>(1)</sup>, Zahroh Shaluyah<sup>(2)</sup>, Bagus Widjanarko<sup>(3)</sup>, Henry Setyawan Susanto<sup>(4)</sup>, Farid Agushyban<sup>(5)</sup>,

(1) Doctoral Program of Public Health, Diponegoro University

(2) Department of Health Promotion, Diponegoro University Semarang,

(3) Department of Health Promotion, Diponegoro University Semarang,

(4) Department of Epidemiology, Diponegoro University Semarang

(5) Department of Health Promotion, Diponegoro University Semarang



### Portrait of Periodontal Disease Risk Factors among Adults

PDF

 ? DOI 10.15294/kemas.v19i3.46612 Abstract 5 times PDF 2 times

403-409

Rieski Prihastuti<sup>(1)</sup>, Dibyo Pramono<sup>(2)</sup>,

(1) Dental Hygiene Program, Faculty of Dentistry, Universitas Gadjah Mada

(2) Department of Preventive and Community Dentistry, Faculty of Dentistry, Universitas Gadjah Mada



### The Effect of Smoking Habit on Vitamin D Status in Adults in Indonesia

PDF

 ? DOI 10.15294/kemas.v19i3.46823 Abstract 9 times PDF 6 times

410-421

Amelia Lorensia<sup>(1)</sup>, Rivan Virlando Suryadinata<sup>(2)</sup>,

(1) Universitas Surabaya

(2) Fakultas Kedokteran, Universitas Surabaya



### Effect of Accompaniment Trained Peer Neighbor on Exclusive Breastfeeding Duration and Prevalence: A Quasi-Experimental Study

PDF

 ? DOI 10.15294/kemas.v19i3.47597 Abstract 7 times PDF 2 times

422-428

Irmawati Irmawati<sup>(1)</sup>, Sri Achadi Nugraheni<sup>(2)</sup>, Sulistiyani Sulistiyani<sup>(3)</sup>, Ayun Sriatmi<sup>(4)</sup>,

(1) Faculty of Public Health, Diponegoro University, Semarang, Indonesia

(2) Faculty of Public Health, Diponegoro University, Semarang, Indonesia

(3) Faculty of Public Health, Diponegoro University, Semarang, Indonesia

(4) Faculty of Public Health, Diponegoro University, Semarang, Indonesia



### Analysis of Sociodemographic Factors Affecting Diabetic Dietary Behavior in People with Type 2 Diabetes Mellitus

PDF

 ? DOI 10.15294/kemas.v19i3.37856 Abstract 18 times PDF 6 times

429-437

Rondhianto Rondhianto<sup>(1)</sup>, Akhmad Zainur Ridla<sup>(2)</sup>, Hafifah Hasan<sup>(3)</sup>,

(1) Faculty of Nursing, Universitas Jember


(2) Faculty of Nursing, Universitas Jember

(3) Faculty of Nursing, Universitas Jember



### Kencur Supplementation for Attenuating Exercise-Induced Muscle Damage and Delayed-Onset Muscle Soreness

PDF

 ? DOI 10.15294/kemas.v19i3.42151 Abstract 3 times PDF 2 times

438-446

Roy Januardi Irawan<sup>(1)</sup>, Soni Sulistyarto<sup>(2)</sup>, Nanda Rimawat<sup>(3)</sup>,

(1) Universitas Negeri Surabaya

(2) Universitas Negeri Surabaya

(3) Universitas Negeri Surabaya



### Improving Pandemic Integrated Care Using Digital Technology for Health Care Organisation: A Qualitative Study

PDF

 ? DOI 10.15294/kemas.v19i3.43554 Abstract 2 times PDF 4 times

447-455

Tris Eryando<sup>(1)</sup>, Sandra Hakiem Afriza<sup>(2)</sup>,

(1) Universitas Indonesia

(2) Universitas Binawan



### Education with Animation Video and Flyer Improving Pregnant Women Behavior of Sleep Hygiene: Which One More Effective?

PDF

 ? DOI 10.15294/kemas.v19i3.45813 Abstract 15 times PDF 7 times

456-461

Fransisca Retno Asih<sup>(1)</sup>, Mytha Febriany Pondaang<sup>(2)</sup>, Fauzah Cholashotul Ianah<sup>(3)</sup>,

(1) STIKES Banyuwangi

(2) STIKES Griya Husada

(3) Universitas Ibrahimy



### Vaccination with the Incidence of Post-Acute Sequelae COVID-19

PDF

 ? DOI 10.15294/kemas.v19i3.46447 Abstract 9 times PDF 22 times

462-470

Daisy Aurelia<sup>(1)</sup>, Nur Upik En Masrika<sup>(2)</sup>, Ismail Rahman<sup>(3)</sup>,

(1) Khairun University

(2) Khairun University

(3) Khairun University



### Smoking and Alcohol Consumption Behavior Among Male Senior High School Students

PDF

 ? DOI 10.15294/kemas.v19i3.47405 Abstract 6 times PDF 2 times

471-479

Niken Meilani<sup>(1)</sup>, Sunarru Samsi Hariadi<sup>(2)</sup>, Fransiskus Trisakti Haryadi<sup>(3)</sup>,

(1) Poltekkes Kemenkes Yogyakarta

(2) Universitas Gadjah Mada

(3) Universitas Gadjah Mada



### Nutritional Literacy as An Effect Modifier on Undernutrition Incidence among Poor Urban Family in Semarang City

PDF

 ? DOI 10.15294/kemas.v19i3.49965 Abstract 6 times PDF 5 times

480-489

Irwan Budiono<sup>(1)</sup>, Bertakalswa Hermawati<sup>(2)</sup>, Dewi Sari Rochmayani<sup>(3)</sup>, Lukman Fauzi<sup>(4)</sup>,

(1) Department of Nutrition, Faculty of Medicine Universitas Negeri Semarang

(2) Department of Public Health, Faculty of Medicine, Universitas Negeri Semarang



(3) Department of Optic Refraction, Universitas Widya Husada Semarang  
(4) Department of Public Health, Faculty of Medicine, Universitas Negeri Semarang

ISSN: 2355-3596

---



HOME ABOUT LOGIN REGISTER SEARCH CURRENT ARCHIVES ANNOUNCEMENTS

Home > Vol 19, No 3 (2024)

### Jurnal Kesehatan Masyarakat

KEMAS: Jurnal Kesehatan Masyarakat [P-ISSN 1858-1196 | E-ISSN 2355-3596] published by Universitas Negeri Semarang in collaboration with Ikatan Ahli Kesehatan Masyarakat Indonesia (IAKMI Tingkat Pusat) and Jejaring Nasional Pendidikan Kesehatan (JNPK). KEMAS publishes the article based on research or equivalent to research results in public health or other disciplines related to public health that has not been loaded/published by other media. The journal contains articles about epidemiology and biostatistics, health policy and administration, public health nutrition, environmental health, occupational health and safety, health promotion, reproductive health, maternal and child health, and other related articles in public health. The journal can be used by health practitioners, health caregivers, teachers, medical students, and people who are interested in public health issues. The journal was first published in July 2005. Since 2022, the journal were published quarterly a year in July, October, January, and April. Starting October 2022, articles in KEMAS Journal have been accepted for indexing to Scopus.



### ABOUT THE JOURNAL

- Focus and Scope
- Manuscript Submission
- Guide for Authors
- Editorial Board
- Reviewer Team
- Abstracting/Indexing
- Ethics Statement
- Policy of Screening for Plagiaris
- Contact: 2,567,629
- View Visitor Stats

**USER**

Username

Password

Remember me

### JOURNAL CONTENT

Search

Search Scope

- Browse
- » By Issue
  - » By Author
  - » By Title
  - » Other Journals



### Announcements

#### KEMAS Indexed by Scopus

starting October 2022

Posted: 2022-11-07

[More...](#)

[More Announcements...](#)

### Vol 19, No 3 (2024)

### Table of Contents

#### Articles

#### Promotion of Exclusive Breastfeeding through Drinking "Uyup-Uyup" Herbal

Citations ? DOI 10.15294/kemas.v19i3.34093 Abstract 8 times PDF 8 times

PDF 333-340

Colti Sistirani<sup>(1)</sup>, Erna Kusuma Wati<sup>(2)</sup>, Setiyowati Rahardjo<sup>(3)</sup>,  
(1) Public Health, Faculty of Health Sciences, Jenderal Soedirman University  
(2) Nutrition Science, Faculty of Health Sciences, Jenderal Soedirman University  
(3) Public Health, Faculty of Health Sciences, Jenderal Soedirman University

#### Stunting and Head Circumference Growth in The First 3 Years of Life

Citations ? DOI 10.15294/kemas.v19i3.40698 Abstract 4 times PDF 6 times

PDF 341-349

Sri Priyantini<sup>(1)</sup>, Mohamad Nuha<sup>(2)</sup>, Perez Purnasari<sup>(3)</sup>, AA Masyhud<sup>(4)</sup>,  
(1) Department of Pediatrics, Faculty of Medicine, Sultan Agung Islamic University, Semarang, Indonesia  
(2) Bachelor of Medicine Faculty of Medicine Sultan Agung Islamic University, Semarang, Indonesia  
(3) Department of Pediatrics, Faculty of Medicine, Sultan Agung Islamic University, Semarang, Indonesia  
(4) Department of Public Health, Faculty of Medicine, Sultan Agung Islamic University, Semarang, Indonesia

#### The Economic Evaluation of Rare Disease Medicines

Citations ? DOI 10.15294/kemas.v19i3.41661 Abstract 12 times PDF 5 times

PDF 350-360

Oskar Skarayadi<sup>(1)</sup>, Eka Kartika Untari<sup>(2)</sup>, Peppy Octavian<sup>(3)</sup>, Niken Larasat<sup>(4)</sup>,

(1) Faculty of Pharmacy, Jenderal Achmad Yani University


(2) Pharmacy Department, Medical Faculty, Tanjungpura University

(3) Pharmacy Department of Harapan Bangsa University

(4) Bachelor Program of Pharmacy, Jenderal Achmad Yani University

### Long-Term Effects of Exercise on Balance and Fear of Falling in Elderly

PDF

 ? DOI 10.15294/kemas.v19i3.44079 Abstract 5 times PDF 2 times

361-367

The Maria Meiwati Widagdo<sup>(1)</sup>, Claudia Bella Laurentia<sup>(2)</sup>, Bagus Anggawaisna Anggawaisna Suryadiningrat<sup>(3)</sup>, Teguh Kristian Perdamaian<sup>(4)</sup>,

(1) Faculty of Medicine Duta Wacana Christian University

(2) Faculty of Medicine Duta Wacana Christian University

(3) Faculty of Medicine Duta Wacana Christian University

(4) Department of Public Health Faculty of Medicine Duta Wacana Christian University

### The Exploratory Study on Antecedents of Online Medical Consultation Continuous Usage Intention

PDF

 ? DOI 10.15294/kemas.v19i3.44138 Abstract 6 times PDF 3 times

368-378

Andini Larasat<sup>(1)</sup>, Ferdi Antonio<sup>(2)</sup>, Dewi Wuisan<sup>(3)</sup>,

(1) Graduate School of Management, Departement of Hospital Administration, Faculty of Economics and Business, Universitas Pelita Harapan

(2) Departement of Hospital Administration, Faculty of Economics and Business, Universitas Pelita Harapan

(3) Departement of Hospital Administration, Faculty of Economics and Business, Universitas Pelita Harapan

### Mastitis Pain in Postpartum Mothers Using Plumeria Rubra L Ointment

PDF

 ? DOI 10.15294/kemas.v19i3.45857 Abstract 4 times PDF 3 times

379-387

Rabia Zakaria<sup>(1)</sup>, Siti Choirul Dwi Astuti<sup>(2)</sup>, Rahma Dewi Agustini<sup>(3)</sup>, Sukmawati A. Damit<sup>(4)</sup>, Harlyanti Muthmai'annah Mashar<sup>(5)</sup>,

(1) Politeknik Kesehatan Kementerian Kesehatan Gorontalo

(2) Politeknik Kesehatan Kementerian Kesehatan Gorontalo

(3) Politeknik Kesehatan Kementerian Kesehatan Gorontalo

(4) Politeknik Kesehatan Kementerian Kesehatan Palangkaraya

(5) Politeknik Kesehatan Kementerian Kesehatan Palangkaraya

### Effects of Exposure to the Hormone Cortisol in Pregnant Women on Body Weight and Length at Birth of Babies: A Prospective Study

PDF  
388-393

 ? DOI 10.15294/kemas.v19i3.45992 Abstract 20 times PDF 4 times

Jumrah Sudirman<sup>(1)</sup>, Nurqalbi Sampara<sup>(2)</sup>, Muzakkir Muzakkir<sup>(3)</sup>, Hairuddin K<sup>(4)</sup>, Darmiati Darmiati<sup>(5)</sup>, Rahayu Eryanti K<sup>(6)</sup>, Khalidatul

Khair Anwar<sup>(7)</sup>, Hasriani Saleng<sup>(8)</sup>,

(1) Universitas Megarezky

(2) Universitas Megarezky

(3) STIKES Nani Hasanuddin

(4) Universitas Megarezky

(5) IIK Pelamonia


(6) Universitas Megarezky

(7) Poltekkes Kemenkes Kendari

(8) Universitas Megarezky

### Mapping the Sociocultural Implication on Tuberculosis Management and Control Programs: A Scoping Review

PDF  
394-402

 ? DOI 10.15294/kemas.v19i3.46504 Abstract 7 times PDF 7 times

Sri Handayani<sup>(1)</sup>, Zahroh Shaluhiah<sup>(2)</sup>, Bagus Widjanarko<sup>(3)</sup>, Henry Setyawan Susanto<sup>(4)</sup>, Farid Agushyban<sup>(5)</sup>,

(1) Doctoral Program of Public Health, Diponegoro University

(2) Department of Health Promotion, Diponegoro University Semarang,


(3) Department of Health Promotion, Diponegoro University Semarang,

(4) Department of Epidemiology, Diponegoro University Semarang

(5) Department of Health Promotion, Diponegoro University Semarang

### Portrait of Periodontal Disease Risk Factors among Adults

PDF  
403-409

 ? DOI 10.15294/kemas.v19i3.46612 Abstract 5 times PDF 2 times

Rieski Prihastuti<sup>(1)</sup>, Dibyo Pramono<sup>(2)</sup>,

(1) Dental Hygiene Program, Faculty of Dentistry, Universitas Gadjah Mada

(2) Department of Preventive and Community Dentistry, Faculty of Dentistry, Universitas Gadjah Mada

### The Effect of Smoking Habit on Vitamin D Status in Adults in Indonesia

PDF  
410-421

 ? DOI 10.15294/kemas.v19i3.46823 Abstract 9 times PDF 6 times

Amelia Lorensia<sup>(1)</sup>, Rivan Virlando Suryadinata<sup>(2)</sup>,

(1) Universitas Surabaya

(2) Fakultas Kedokteran, Universitas Surabaya

### Effect of Accompaniment Trained Peer Neighbor on Exclusive Breastfeeding Duration and Prevalence: A Quasi-Experimental Study

PDF  
422-428

 ? DOI 10.15294/kemas.v19i3.47597 Abstract 7 times PDF 2 times

Irmawati Irmawati<sup>(1)</sup>, Sri Achadi Nugraheni<sup>(2)</sup>, Sulistiyani Sulistiyani<sup>(3)</sup>, Ayun Sriatmi<sup>(4)</sup>,

(1) Faculty of Public Health, Diponegoro University, Semarang, Indonesia

(2) Faculty of Public Health, Diponegoro University, Semarang, Indonesia

(3) Faculty of Public Health, Diponegoro University, Semarang, Indonesia

(4) Faculty of Public Health, Diponegoro University, Semarang, Indonesia

### Analysis of Sociodemographic Factors Affecting Diabetic Dietary Behavior in People with Type 2 Diabetes Mellitus

PDF  
429-437

 ? DOI 10.15294/kemas.v19i3.37856 Abstract 18 times PDF 6 times

Rondhianto Rondhianto<sup>(1)</sup>, Akhmad Zainur Ridla<sup>(2)</sup>, Hafifah Hasan<sup>(3)</sup>,

(1) Faculty of Nursing, Universitas Jember

(2) Faculty of Nursing, Universitas Jember

(3) Faculty of Nursing, Universitas Jember

**Kencur Supplementation for Attenuating Exercise-Induced Muscle Damage and Delayed-Onset Muscle Soreness**

PDF

 ? DOI 10.15294/kemas.v19i3.42151 Abstract 3 times PDF 2 times

438-446

Roy Januardi Irawan<sup>(1)</sup>, Soni Sulistyarto<sup>(2)</sup>, Nanda Rimawati<sup>(3)</sup>,

(1) Universitas Negeri Surabaya

(2) Universitas Negeri Surabaya

(3) Universitas Negeri Surabaya

**Improving Pandemic Integrated Care Using Digital Technology for Health Care Organisation: A Qualitative Study**

PDF

 ? DOI 10.15294/kemas.v19i3.43554 Abstract 2 times PDF 4 times

447-455

Tris Eryando<sup>(1)</sup>, Sandra Hakiem Afriza<sup>(2)</sup>,

(1) Universitas Indonesia

(2) Universitas Binawan

**Education with Animation Video and Flyer Improving Pregnant Women Behavior of Sleep Hygiene: Which One More Effective?**

PDF

 ? DOI 10.15294/kemas.v19i3.45813 Abstract 15 times PDF 7 times

456-461

Francisca Retno Asih<sup>(1)</sup>, Mytha Febriany Pondaang<sup>(2)</sup>, Fauzah Cholashotul I'annah<sup>(3)</sup>,

(1) STIKES Banyuwangi

(2) STIKES Griya Husada

(3) Universitas Ibrahimy

**Vaccination with the Incidence of Post-Acute Sequelae COVID-19**

PDF

 ? DOI 10.15294/kemas.v19i3.46447 Abstract 9 times PDF 22 times

462-470

Daisy Aurelia<sup>(1)</sup>, Nur Upik En Masrika<sup>(2)</sup>, Ismail Rahman<sup>(3)</sup>,


(1) Khairun University

(2) Khairun University

(3) Khairun University

**Smoking and Alcohol Consumption Behavior Among Male Senior High School Students**

PDF

 ? DOI 10.15294/kemas.v19i3.47405 Abstract 6 times PDF 2 times

471-479

Niken Meilani<sup>(1)</sup>, Sunarru Samsi Hariadi<sup>(2)</sup>, Fransiskus Trisakti Haryadi<sup>(3)</sup>,


(1) Poltekkes Kemenkes Yogyakarta

(2) Universitas Gadjah Mada

(3) Universitas Gadjah Mada

**Nutritional Literacy as An Effect Modifier on Undernutrition Incidence among Poor Urban Family in Semarang City**

PDF

 ? DOI 10.15294/kemas.v19i3.49965 Abstract 6 times PDF 5 times

480-489

Irwan Budiono<sup>(1)</sup>, Bertakalswa Hermawati<sup>(2)</sup>, Dewi Sari Rochmayan<sup>(3)</sup>, Lukman Fauzi<sup>(4)</sup>,

(1) Department of Nutrition, Faculty of Medicine Universitas Negeri Semarang

(2) Department of Public Health, Faculty of Medicine, Universitas Negeri Semarang

(3) Department of Optic Refraction, Universitas Widya Husada Semarang

(4) Department of Public Health, Faculty of Medicine, Universitas Negeri Semarang

ISSN: 2355-3596



[HOME](#) [ABOUT](#) [LOGIN](#) [REGISTER](#) [SEARCH](#) [CURRENT](#) [ARCHIVES](#) [ANNOUNCEMENTS](#)

[Home](#) > [About the Journal](#) > **Editorial Team**

## Editorial Team

### Editor-in-Chief

1. Prof. Dr. dr. Oktia Woro Kasmini Handayani, M.Kes, (SCOPUS ID : 57192428885) [Public Health Nutrition] Universitas Negeri Semarang, Indonesia

### Editorial Advisory Regional America

1. Dr. Gina Samaan, (SCOPUS ID : 6602382950) [Epidemiology] US. Centers for Disease Control and Prevention, United States

### Editorial Advisory Regional Asia

1. Prof. Kathirvelu Baskar, (SCOPUS ID : 55092286200) [Entomology] Loyola College India, Entomology Research Institute, India
2. Dr. Khalid M. Al Aboud, (SCOPUS ID : 7003345190) [Dermatology] King Faisal Specialist Hospital and Research Centre, Saudi Arabia
3. Prof. Dato'. Syed Mohamed Aljunid, (SCOPUS ID : 6504304159) [Health Economics, Policy and Management] Universiti Kebangsaan Malaysia, Malaysia
4. Dr. Dina Nur Anggraini Ningrum, (SCOPUS ID : 57195329470) [Health Information System] Taipei Medical University, Taiwan, Province of China
5. Dr. Mahalul Azam, (SCOPUS ID: 57194196255) [Medical] Universitas Negeri Semarang, Indonesia
6. Dr. Songpol Tornee, (SCOPUS ID : 6506180249) [Health Education] Shrinakharinwirot University, Thailand

### Editorial Advisory Regional Australia

1. Prof. Doune Macdonald, PhD, (SCOPUS ID : 7401463393) [Health Education] University of Queensland, Australia

### Editorial Advisory Regional Africa

1. Assoc. Prof. Dr. Henry Odhianosen Imhonde, (SCOPUS ID : 36069265600) [Psychology] Ambrose Alli University, Nigeria

### Editorial Board

1. Muhammad Azinar, S.K.M, M.Kes, (SCOPUS ID : 57194193079) [Health Promotion] Universitas Negeri Semarang, Indonesia
2. Nur Siyam, S.K.M, M.PH, (SCOPUS ID : 57222668801) [Maternal and Child Health] Universitas Negeri Semarang, Indonesia
3. Efa Nugroho, S.K.M, M.Kes, (SCOPUS ID : 57192436111) [Reproduction Health] Universitas Negeri Semarang, Indonesia

### Administration

1. Satria Adi Rachim, Universitas Negeri Semarang, Indonesia
2. Widiyanto Widiyanto, Universitas Terbuka, Indonesia

ISSN: 2355-3596

## ABOUT THE JOURNAL

[Focus and Scope](#)

[Manuscript Submission](#)

[Guide for Authors](#)

[Editorial Board](#)

[Reviewer Team](#)

[Abstracting/Indexing](#)

[Ethics Statement](#)

[Policy of Screening for Plagiaris](#)

[Contact](#)

2,567,636

[View Visitor Stats](#)

## USER

Username

Password

Remember me

## JOURNAL CONTENT

Search

Search Scope

Browse

» [By Issue](#)

» [By Author](#)

» [By Title](#)

» [Other Journals](#)



[HOME](#) [ABOUT](#) [LOGIN](#) [REGISTER](#) [SEARCH](#) [CURRENT](#) [ARCHIVES](#) [ANNOUNCEMENTS](#)

[Home](#) > [About the Journal](#) > **People**

## People

### Reviewer Team

Johanna Kurscheid, (SCOPUS ID: 56964278500), Australian National University, Australia

Atchara Purakom, (SCOPUS ID: 35766794700), Kasesat University, Thailand

Sugeng Eko Irianto, (SCOPUS ID: 56321411700), World Health Organization, Indonesia

Veni Hadju, (SCOPUS ID: 8684558700), Universitas Hasanuddin, Indonesia

Irwan Budiono, (SCOPUS ID: 57194195131), Universitas Negeri Semarang, Indonesia

Dr. Mahalul Azam, (SCOPUS ID: 57194196255) [Medical] Universitas Negeri Semarang, Indonesia

Sri Ratna Rahayu, (SCOPUS ID: ID: 55624888300) Universitas Negeri Semarang, Indonesia

Irma Ruslina Defi, (SCOPUS ID: 39361423900), Universitas Padjajaran, Indonesia

Yayi Suryo Prabandari, (SCOPUS ID: 16679324900), Universitas Gadjah Mada, Indonesia

Ida Leida Maria Thaha SK, (SCOPUS ID: 57062982100), Universitas Hasanuddin, Indonesia

Oedojo Soedirham, (SCOPUS ID: 57199691389), Universitas Airlangga, Indonesia

Apoina Kartini, (SCOPUS ID: 56926693600), Universitas Diponegoro, Indonesia

Diyah Fatmasari, (SCOPUS ID: 57203985476), Politeknik Kesehatan Semarang, Indonesia

Saifuddin Ali Anwar, Universitas Muhammadiyah Semarang, Indonesia

Tandiyo Rahayu, Universitas Negeri Semarang, Indonesia

Sri Andarini Indreswari, Universitas Dian Nuswantoro, Indonesia

Qoqom Qomariyatus Sholihah, Universitas Lambung Mangkurat, Indonesia

Praptiwi Hanafi, Universitas Muhammadiyah Semarang, Indonesia

ISSN: 2355-3596

### ABOUT THE JOURNAL

[Focus and Scope](#)

[Manuscript Submission](#)

[Guide for Authors](#)

[Editorial Board](#)

[Reviewer Team](#)

[Abstracting/Indexing](#)

[Ethics Statement](#)

[Policy of Screening for Plagiaris](#)

[Contact](#)

2,567,637

[View Visitor Stats](#)

### USER

Username

Password

Remember me

### JOURNAL CONTENT

Search

Search Scope

All

Browse

» [By Issue](#)

» [By Author](#)

» [By Title](#)

» [Other Journals](#)