

## The effect of dietary antioxidant on lung function in pedicab during the COVID-19 pandemic

<sup>1,\*</sup>Lorensia, A., <sup>2</sup>Suryadinata, R.V. and <sup>1</sup>Abdillah, M.I.

<sup>1</sup> Pharmacy Faculty, Universitas Surabaya, Jl. Raya Kalirungkut, 60293 Indonesia

<sup>2</sup> Medical Faculty, Universitas Surabaya, Jl. Raya Kalirungkut, 60293 Indonesia

### Article history:

Received: 9 May 2022

Received in revised form: 7 July 2022

Accepted: 12 February 2023

Available Online: 26 May 2024

### Keywords:

FEV1/FVC,  
Pedicab driver,  
Vitamin A/C/E,  
24-hour recall

### DOI:

[https://doi.org/10.26656/fr.2017.8\(3\).250](https://doi.org/10.26656/fr.2017.8(3).250)

### Abstract

Rickshaw drivers have a high risk of respiratory disease, especially in the COVID-19 pandemic which is very risky to the respiratory system. The purpose was to determine the effect of antioxidant intake in food on the lung function of pedicab drivers in Surabaya. This study was a cross-sectional design, in May-July 2019. The variables of this study were lung function value and intake of foods containing antioxidants (vitamins A, C, and E). The research respondents were pedicab drivers in the Surabaya area. The method used a structured interview method, used the 24-hour recall method. The chi-square test was used to determine whether there was a difference between the value of lung function and the classification of intake of vitamins A, C, and E. The respondents of this study were 62 people with decreased lung function, and 62 people without decreased lung function. there were only 6 respondents who had vitamin A intake per day, while as many as 108 respondents had less level of vitamin A intake per day (87.10%). While the intake of vitamins C and E was still at a lower level in all respondents (100%). The average intake of vitamins A, D, and E on holidays was higher than on weekdays. Vitamin A intake has been shown to affect lung function. There was had significant relationship between dietary vitamin A intake and lung function in FEV1/FVC value. In addition, further research is needed to determine other dietary factors and other lifestyles to be able to maintain the quality of lung health for pedicab drivers.

## 1. Introduction

Surabaya is the second largest city in Indonesia. The increase in the volume of vehicles which is quite high every year not only causes a positive impact but also has a negative impact on the community, namely an increase in exhaust emissions produced by these motorized vehicles. The exhaust gas emissions produced are incomplete combustion residues and contain substances that are harmful to the human body (Surya *et al.*, 2020; Santoso *et al.*, 2020). Air pollution is one of the main factors causing respiratory diseases such as acute respiratory infections, asthma, bronchitis, lung cancer and chronic obstructive pulmonary disease (COPD) (Kim *et al.*, 2018). Air pollution can cause inflammation of the respiratory tract epithelium which cells will release cytokines (neutrophils, macrophages, lymphocytes, leukotrienes, interleukins) which can cause muscle weakness, weight loss, and normal endogenous antiprotease inhibition. Inflammation of the patient's airways can be amplified by chronic irritation from inhaled air and cigarette smoke (Chakraborti *et al.*,

2017). People who do daily activities on the highway have a higher risk of feeling the negative impact of air pollution, such as motorcyclists, especially people who work around highways (Carlsten *et al.*, 2020; Manisolidis *et al.*, 2020), like pedicab drivers.

Continuous exposure to air pollution due to the work of pedicab drivers causes a decrease in lung function. This is due to the high levels of free radicals from exposure that cause increased inflammatory reactions in the respiratory organs. Free radicals are reactive oxygen compounds which are compounds with unpaired electrons. The compound or atom tries to reach a stable state by attracting other electrons to form new radicals. Molecules that contain one or more unpaired electrons and thus impart reactivity to molecules are called free radicals (Petersen *et al.*, 2018; Di-Meo and Venditti, 2020). Neutrophils and macrophages that are inhaled and enter the lung tissue have an important role in the production process of reactive oxygen species (ROS), in addition to induced nitric oxide (NO). ROS are responsible for oxidative damage to cellular proteins,

\*Corresponding author.

Email: [amelia.lorensia@gmail.com](mailto:amelia.lorensia@gmail.com); [amelia.lorensia@staff.ubaya.ac.id](mailto:amelia.lorensia@staff.ubaya.ac.id)

lipids, DNA and carbohydrates (Phaniendra *et al.*, 2015). Oxidative stress is a phenomenon caused by an imbalance between the production and accumulation of ROS in cells and tissues and the ability of a biological system to detoxify these reactive products (Pizzino *et al.*, 2017). Oxidative stress causes a variety of pathological conditions and diseases, including cancer, neurological disorders, atherosclerosis, hypertension, ischemia or perfusion, diabetes, acute respiratory distress syndrome, idiopathic pulmonary fibrosis, chronic obstructive pulmonary disease (COPD), and asthma (Thimmulappa *et al.*, 2019; Riou *et al.*, 2020).

Cigarette smoke is one of the risk factors that are quite influential in causing respiratory symptoms and impaired lung function (Gibbs *et al.*, 2016). Cigarette smoke is also one of the largest sources of exogenous free radicals (Goel *et al.*, 2018). Pedicab drivers tend to have a low economic level and smoking is a social habit that is often carried out by pedicab drivers who are very at risk of developing pulmonary function disorders (Lorensia, Suryadinata, Istiqomah *et al.*, 2021).

Antioxidants or reducing agents function to prevent oxidation or neutralize compounds that have been oxidized, by donating hydrogen and or electrons which they can act as compounds that can delay, slow down and prevent cell damage (Tan *et al.*, 2018; Sharifi-Rad *et al.*, 2020). Antioxidants will neutralize free radicals which no longer have the ability to take electrons from cells and DNA (Phaniendra *et al.*, 2015; Liguori *et al.*, 2018). In addition to providing nutritional supplements such as vitamins, minerals, and antioxidants in patients with pulmonary function disorders, consuming foods that contain high antioxidants such as vegetables and fruits will benefit patients with acute and chronic respiratory disorders (Liu *et al.*, 2018; Dhalaria *et al.*, 2020). Antioxidants prevent oxidative processes, by impeding radical species generation. It has been proved that vitamin intake lowers oxidative stress markers, alleviates cytokine storm and has a potential role in reducing disease severity, by lowering pro-inflammatory cytokines, hampering hyperinflammation and organ failure. The lack of balance between the generation of reactive oxygen/nitrogen species and the organism's endogenous ability to counteract them is the source involved in the same pathologies that favor a critical outcome in COVID-19, and these include cardiovascular disease and diabetes mellitus type 2 (Pisoschi *et al.*, 2022).

Exposure to air and tobacco smoke increases the risk of COPD, where smoking is the most common cause of COPD. Patients with chronic lung disease have a higher prevalence of coronary ischemia and other factors that put them at higher risk for COVID-19-related

complications. Several observational and case-control studies have confirmed a higher prevalence of cardiovascular disease in COPD patients than in the general population, possibly due to shared risk factors or associated pathogenic mechanisms. Despite major differences in studies evaluating the association between COPD and cardiovascular disease, COPD patients undoubtedly have a higher prevalence of coronary ischemia and other risk factors that may worsen the prognosis of COVID-19. Compared with non-COPD individuals, COPD patients with COVID-19 exhibit a much poorer disease prognosis, as evaluated by hospitalization and mortality. Patients with COPD and COVID-19 had more comorbidities than non-COPD patients. COPD patients with COVID-19 show higher rates of hospitalization and death, mainly related to pneumonia (Graziani *et al.*, 2020).

A strong immune system can help increase the body's resistance, thereby reducing risk in the midst of the COVID-19 pandemic (Woods *et al.*, 2020). Chronic lung diseases such as COPD and asthma are particularly at risk of developing serious conditions if infected with COVID-19 (Daccord *et al.*, 2020; Wang *et al.*, 2020; Leung *et al.*, 2020). Chronic lung diseases (COPD, asthma, pulmonary fibrosis and lung cancer) are at high risk of developing serious conditions if infected with COVID-19. Patients with severe and/or uncontrolled asthma/COPD are at higher risk for more severe infections (Woods *et al.*, 2020).

Pedicab drivers are also classified as low-income groups, which causes their daily food intake to sometimes be insufficient. Thus making daily protein intake also reduced, protein intake is very important in COPD. Where protein can improve the performance of respiratory muscles and improve immune function. There was a significant difference between daily food protein intake in the pedicab rickshaw driver group with pulmonary function (Lorensia, Suryadinata and Sidabutar, 2021).

This study aimed to determine the profile of the intake of antioxidant content in the food consumed daily by pedicab drivers around East Surabaya. The results of this study can later be used as a consideration in making educational programs. The intake of antioxidants in the diet can be measured by the 24-hour recall method. The 24-hour recall method is carried out to determine food consumption quantitatively by checking for several times or several days which it can provide an overview of the actual food consumed (Minich, 2019; Goni and Hernandez-Galiot, 2019). The 24-hour recall method was used because this method is quite easy to do, only provides a minimal burden on respondents, and only requires a relatively short time for one interview, which

is 20-30 minutes (Wark *et al.*, 2018; Santoso *et al.*, 2020). Research conducted by Pratiwi *et al.* (2018). in analyzing the level of antioxidant intake in the form of vitamins C and E, these vitamins are also widely contained in foods and can affect lung function in smokers and non-smokers. There were differences in vitamin C and E intake, the lung function of smokers and non-smokers; and the influence of Vitamin C and E intake towards lung function. The purpose was to determine the effect of antioxidant intake in food on lung function in pedicab drivers in Surabaya. Lung function measurements can be done with a spirometer on the spirometry method and a peak flow meter. Spirometry was the most objective method and can be done repeatedly in measuring airflow limits. Spirometry measured the volume of air that is forcibly exhaled from the point of maximum inspiration (forced vital capacity, FVC), the volume of air exhaled during the first second (forced expiratory volume in one second, FEV1) and the FEV1/FVC ratio (Johns *et al.*, 2014; Haynes, 2018; Global Initiated for Chronic Obstructive Lung Disease, 2021).

## 2. Materials and methods

### 2.1 Research design

This study was a cross-sectional design. This research material was in the form of information from respondents by means of direct question and answer (interviews) between the interviewer and the respondent. The time of data collection was in May-July 2019. The pedicab drivers were people who used energy to run public transportation such as non-motorized bicycles, which have three wheels, a lid (the lid can be opened), one saddle in the back, and a seat for passengers in the front. This study fulfilled the ethical test No. 011/KE/III/2018 from Universitas Surabaya.

### 2.2 Research variable

The variables of this study were lung function value and intake of foods containing antioxidants (vitamins A, C, and E). Measurement of lung function using the value of the FEV1/FVC ratio. If the FEV1/FVC value was <70%, it means there was impaired parietal function. On the other hand, if the FEV1/FVC ratio was >70%, it means that there was no lung function disorder. The lung function value in this study was if the FEV1/FVC ratio was <70% in the measurement of lung function by spirometry (Global Initiated for Chronic Obstructive Lung Disease, 2021). Food intake is the amount or amount of food, singly or in various types, consumed by a person or group of people with the aim of meeting physiological, psychological, and sociological needs. The intake of foods that contain antioxidants is the

amount of food consumed by a person or group of people that contains a number of antioxidants. The way to measure antioxidant intake was the 24-hour recall method. Vitamin A, C, and E intake was the amount of vitamin A content from food sources of vitamin E consumed on average per day, expressed in mg units (Regulation of the Minister of Health of the Republic of Indonesia, 2013).

### 2.3 Population and research sample

The population were pedicab drivers in the Surabaya area. The desired sample to take part in this study was a pedicab driver in Surabaya who meets the following criteria: (1) Smoker, someone who has smoked at least a hundred cigarettes during his lifetime and who currently still smokes (Jamal *et al.*, 2018); (2) Male gender; (3) Age 18-60 years; (4) Minimum working period of 5 years; (5) there was no medical history that has been confirmed by a doctor; (6) Not doing a special diet; and (7) No disease affecting appetite or eating patterns (e.g. gastritis and toothache). The sampling technique used was purposive and consecutive sampling.

### 2.4 Data collection

The method used a structured interview method for a week. Data collection on antioxidant intake in food used the 24-hour recall method as an interview guide for measuring food consumption in the preparation of interview questions. The 24-hour recall method was used to determine the food and beverages consumed during the previous 24 hours, by checking for several times or several days and can provide an overview of the actual consumption of the respondents being examined. The 24-hour recall method was carried out three times but not consecutively, namely twice on weekdays and once on holidays.

The data collected in the form of household size were processed to obtain data in the form of calorie intake using the Nutrisurvey program. Measurement of antioxidant intake (1<sup>st</sup>, 2<sup>nd</sup>, and 3<sup>rd</sup>). Data collection of antioxidant intake in food was carried out using the 24-hour recall method as an interview guide for measuring food consumption in preparing interview questions. The 24-hour recall method was used to determine the food and drink consumed during the previous 24 hours, by examining it several times or several days and it can provide an overview of the actual consumption of the examined respondents. The 24-hour recall method was carried out three times but not consecutive times, namely two times on weekdays and one holiday because this scheme can describe the variability of calorie and nutrient intake. The first meeting was held on a weekday. The second meeting was held on the next working day

with an interval of at least two days from the first meeting. The third meeting was held on Sundays or holidays which were at least two days apart from the second meeting. In the 24-hour recall method, questions were asked about all food and drinks consumed in the past 24 hours, including portion sizes with the help of a photo of household sizes, such as spoons, plates, cups, or other sizes commonly used daily as shown in the Food Photo Book (Regulation of the Minister of Health of the Republic of Indonesia, 2013), then the results were equalized to the average daily intake. The data collected in the form of household sizes would be processed to obtain data in the form of calorie intake using the program Nutrisurvey. Nutrisurvey is a powerful software for analyzing food nutrients from a menu or consumption survey.

The pulmonary function test of respondents using the spirometry method was carried out, where the respondents would later be divided into two groups, namely “without decreasing lung function disorders group” ( $FEV1/FVC \geq 70\%$ ) and “with decreasing lung function disorders group” ( $FEV1/FVC < 70\%$ ). In this study, a validated handheld spirometer was used with the brand Contec Handheld SP10 Spirometer. When using a handheld spirometer, age, gender, weight and height were included. The assessment was carried out by a clinician who is an expert in measuring lung function with spirometry.

In the 24-hour recall method, everyone was asked about food and drinks consumed in the past 24 hours, including portion sizes with the help of a household size photo, such as spoons, plates, glasses, or other sizes commonly used daily as listed. in the Food Photo Book (Regulation of the Minister of Health of the Republic of Indonesia, 2014; Hotz and Abdelrahman, 2019), then the results were equated to the average daily intake. The data obtained in this study are primary data obtained directly from the research subjects through direct dialogue (interviews). The steps for collecting data using the 24-hour recall method were by asking respondents about what time they last consumed food or drinks at the time the recall was carried out. Then the respondents were asked about the food and drink consumed during the previous 24 hours starting from the time they last consumed food and drink at the time the recall was

carried out. The Food Photo Book (Osadchiy *et al.*, 2020), was shown to respondents to ask about the portion of food and drink consumed.

### 2.5 Data analysis

The ordinal scale data was tested using the chi-square test and the ratio scale data with the Kolmogorov-Smirnov normality test which was then followed by an independent t-test to see differences in dietary vitamin A, C, and E intake from food in both groups. The chi-square test was said to be significantly different if the p-value was  $< 0.05$ . The data were also tested with the Spearman test to see the relationship between dietary vitamin A, C, and E intake from food and lung function in a pedicab in Surabaya.

## 3. Results

### 3.1 Research implementation

In total, 112 pedicab drivers were asked for approval to conduct an interview process related to the disturbance of the food profile that has been consumed previously. However, only 101 pedicab drivers were analyzed because 2 pedicab drivers' data were incomplete as they left during the interview, 7 pedicab drivers did not want to be interviewed because their time did not want to be disturbed, 3 pedicab drivers did not meet the inclusion characteristics.

### 3.2 Characteristics of research respondents

Most of the respondents have an age range of 56-65 years (late elderly) as many as 109 respondents (87.90%). Most of the respondents' BMI was normal (71.29%) (Table 1).

### 3.3 Food intake contains vitamin A with 24-hour recall

In this study, food data was obtained through interviews using a 24-hour recall questionnaire. The results of vitamin A intake were grouped into adequate ( $> 600 \mu\text{g/day}$ ) and less ( $< 600 \mu\text{g/day}$ ) categories. The types of foods containing vitamin A that was consumed by the respondents the most per day were: chili sauce (26,240.40  $\mu\text{g}$ ), chicken liver (10,192.50  $\mu\text{g}$ ), fried eggs (5,522.20  $\mu\text{g}$ ), omelet (1,740.00  $\mu\text{g}$ ), and fried chicken meat (1,370.80  $\mu\text{g}$ ) (Table 2).

Table 1. Characteristics of respondents

Characteristics of Respondents		without decreasing lung function		with decreasing lung function	
		Frequency	Percentage (%)	Frequency	Percentage (%)
Age (years)	Early elderly (46-55 years)	3	8.33	10	16.12
	Late elderly (56-65 years)	57	91.93	52	83.87
BMI ( $\text{kg/m}^2$ )	Normal (18.50-22.90)	62	100	57	91.93
	Overweight (23.00-24.90)	0	0	5	8.06

Table 2. Profile of types of foods containing vitamins A, C, and E

Food material	Average intake per day		
	Vitamin A (µg)	Vitamin C (mg)	Vitamin E (mg)
Chilli sauce	26,240.40*	0.00	472.80*
Chicken's liver	10,192.50*	0.00	20.70
Fried egg	5,522.20*	61.00*	0.00
Omelet	1,740.00*	20.00*	0.00
Fried chicken	1,370.80*	0.00.	0.00
Fried <i>tempe</i>	38.00	71.00*	0.00
Fried rice	415.00	41.50*	0.00
Vegetable <i>lodeh</i>	904.00	22.60*	146.80*
Stir-fried kale	1094.40	7.60	91.20*
Tamarind vegetable soup	544.00	13.60	88.50*
Fried bananas	48.00	8.00	48.00*

\* the biggest 5 types of food ingredients

### 3.4 Food intake contains vitamin A with 24-hour recall

The results of vitamin C intake were grouped into adequate (>90 mg/day) and less (<90 m/day) categories. The types of foods that contain vitamin C that were most consumed by respondents per day include fried tempeh (71.00 mg), fried eggs (61.00 mg), fried rice (41.50 mg), vegetable *lodeh* (22.60 mg), and omelette (20.00 mg) (Table 2).

### 3.5 Food intake contains vitamin A with a 24-hour recall

The results of vitamin E intake were grouped into adequate (>15 mg/day) and less (<15 mg/day) categories. The types of foods that contain vitamin E that were consumed by respondents the most per day include chili sauce (472.80 mg), vegetable *lodeh* (146.80 mg), stir-fried *kangkung belu* (91.20 mg), tamarind vegetable (88.50 mg), and fried bananas (48.00 mg) (Table 2).

Based on Table 3 shows that there were only 6 respondents who had vitamin A intake per day, while as many as 108 respondents had less level of vitamin A

intake per day (87.10%). While the intake of vitamins C and E was still at a lower level in all respondents (100%). The average intake of vitamins A, D, and E on holidays was higher than on weekdays.

### 3.6 Cross tabulation between lung function values and intake of vitamins A, C, and E

The results of the different tests of vitamin A intake in food showed that there was a significant difference between the intake of vitamin A between the groups with and without decreased lung function (P-value = 0.000). Meanwhile, the data on vitamin D and E intake in food could not be tested statistically because none of the respondents had adequate levels of intake (Table 4).

The non-parametric analysis used was Mann-Whitney because the distribution of data from the dietary vitamin A intake variable with P-value = 0.00 (<0.05), meaning that the data to be tested had a significant difference from the standard normal data, meaning that the data was not normal. The difference between dietary vitamin A intake without and with decreasing lung

Table 3. Profile of vitamins A, C, and E intake in respondents of pedicab drivers.

		Vitamin A		Vitamin C		Vitamin E	
Category:		Adequate	Less	Adequate	Less	Adequate	Less
Frequency:		16.00	108.00	0.00	124.00	0.00	124.00
Recall 1 (weekdays):	Average	1539.40	208.52	0.00	5.49	0.00	1.37
	Minimum	261.40	0.00	0.00	0.00	0.00	0.00
	Maximum	3404.30	864.90	0.00	25.10	0.00	4.50
Recall 2 (weekdays):	Average	933.63	213.13	0.00	5.33	0.00	1.72
	Minimum	29.60	0.00	0.00	0.00	0.00	0.00
	Maximum	3511.00	724.45	0.00	22.00	0.00	6.50
Recall 3 (holiday):	Average	1636.50	179.50	0.00	5.50	0.00	189.40
	Minimum	420.70	0.00	0.00	0.00	0.00	0.00
	Maximum	3843.50	902.00	0.00	26.30	0.00	7.40
Total:	Average	1236.53	210.83	0.00	5.41	0.00	1.54
	Minimum	600.30	0.00	0.00	0.00	0.00	0.00
	Maximum	1886.20	544.08	0.00	15.32	0.00	4.40

Table 4. Cross tabulation between lung function values and intake of vitamins A, C, and E.

Antioxidant classification (Vitamin A, C, and E)		Number of Respondents (n = 124)		P-value*
		without decreasing lung function disorders group (n = 62)	with decreasing lung function disorders group (n = 62)	
Nutritional Adequacy Rate of Vitamin A	Adequate (>600 mcg/day)	10	6	0.000
	Less (<600 mcg/day)	52	56	
Nutritional Adequacy Rate of Vitamin C	Adequate (>90 mg/day)	0	0	-
	Less (<90 mg/day)	62	62	
Nutritional Adequacy Rate of Vitamin E	Adequate (>15 mg/day)	0	0	-
	Less (<15 mg/day)	62	62	

\* P-value of the Chi-Square test was <0.05, which means that there was difference between without and with decreasing lung function disorder groups

function disorders group, the result was a Sig value of 0.001 (<0.05) which meant that there was a significant difference between dietary vitamin A intake without decreasing lung function disorders and with decreasing lung function disorders group.

Spearman's non-parametric correlation analysis was used because the dietary vitamin A intake and lung function were not normally distributed. The Correlation Coefficient value was 0.0176 which indicated that there was a strong correlation between dietary vitamin A intake and lung function in the without and with decreasing lung function disorders group. Value of Sig. showed a value of <0.05, which was 0.048 which indicated that there was a significant relationship between the value of dietary vitamin A intake and the value of FEV1/FVC in the without and with decreasing lung function disorders group.

4. Discussion

The 24-hour recall method used a retrospective research design, where respondents were interviewed about the food and beverages consumed during the previous day or 24 hours. Smokers were chosen to make it easier to find respondents because most smokers were people who worked as farmers/fishers/laborers (Liu *et al.*, 2015). Smoking can induce oxidative load by disrupting the balance of oxidants and antioxidants that can cause cell damage in the lungs. Oxidative stress caused by smoking can cause damage to the alveolar walls leading to airway enlargement, increased pro-inflammatory cytokines, apoptosis, and lung injury (Strzelak *et al.*, 2018). Smoking can also cause an accelerated decline in lung function due to the inflammatory process induced by cigarette smoke. Cigarette smoke can interfere with and inhibit the normal function of epithelial cells in the respiratory tract by various mechanisms, such as decreased levels of exhaled NO, increased proinflammatory cytokines, and inhibition of airway repair processes. Exposure to cigarette smoke can also activate an inflammatory cascade in the airway

epithelium, producing a number of potent cytokines and chemokines, which can lead to damage to the lung epithelium, increased permeability, and recruitment of airway macrophages and neutrophils (Strzelak *et al.*, 2018; Hikichi *et al.*, 2019).

Nicotine acts on cholinergic nicotinic receptors in the brain and autonomic nerves. Nicotine binds to nicotinic receptors to open ion channels, leading to the influx of sodium and calcium, and causing increased release of various neurotransmitters, such as systemic catecholamines and dopamine, norepinephrine, serotonin, acetylcholine, glutamate, -aminobutyric acid, and other neurotransmitters in the central nervous system. The release of hormones such as dopamine, norepinephrine, serotonin, and -aminobutyric acid by the central nervous system affects the brain to suppress and increase metabolic rate. Nicotine has several potential effects on the regulation of food and energy expenditure in the central nervous system. Regulation of eating behavior and metabolic rate is carried out by the brain in the hypothalamus, which integrates peripheral signals of satiety and adiposity as well as motivational and emotional influences. Leptin released from adipose tissue is proportional to the amount of adipose and acts centrally to suppress food intake and increase metabolic rate. Nicotine can enhance the effects of leptin on the brain by increasing leptin binding or increasing the sensitivity of the flow transduction cascade (Yaribeygi *et al.*, 2017).

Data collection on intake of Vitamins A, C, and E was obtained using the 24-hour recall method. The difficulty of using the 24-hour recall method was that the respondent did not remember the food and drink consumed in the previous day or 24 hours, because the 24-hour recall method was very dependent on the respondent's memory. The 24-hour recall method was used to quantitatively determine the consumption of food and beverages. The 24-hour recall method was carried out twice and carried out on a day that represents a working day because if it was only done once, the data

obtained was not representative enough to describe a person's eating habits or patterns (Gibson *et al.*, 2017). In each meeting, respondents were asked about the food and drinks consumed in the previous 24 hours or one day.

The 24-hour recall method had several advantages and limitations. The advantages of a 24-hour recall are that it can be done via telephone, has high precision, small burden on respondents, has a short implementation, and can be used for respondents who are illiterate. Meanwhile, the weakness was that it relies heavily on the respondent's memory and is prone to recall bias. In addition to the 24-hour recall, there was another method to analyze antioxidant intake, namely the Food Frequency Questionnaire (FFQ). The FFQ method was a food consumption survey method by asking the average consumption of a food in a period with a predetermined list. This method used a questionnaire that contained a list of foods, consumption frequency, and the size or portion of food consumed. The period of food consumed can vary from daily intake to within the past year. The FFQ method was easy to do in a large population and is not too burdensome for respondents, but this method cannot be used to observe variations in food consumption from time to time because it was only limited to a list of specified foods and this method also requires validation (Gibson *et al.*, 2017). The 24-hour recall method was used in this study because when compared with the FFQ, the 24-hour recall method can provide an overview of the variation in the respondent's antioxidant intake from time to time.

This study showed that most respondents have low levels of vitamin A intake, and all respondents have low intakes of vitamins C and E. The results of this study are similar to those of Pratiwi *et al.* (2018), which showed that active smokers had low intakes of vitamins C and E and differences in lung function conditions and vitamin C intake, but vitamin E intake did not show significant differences between groups of active smokers and non-smokers. There was an influence between the intake of vitamins C and E on lung function. Similar research by Lorensia, Suryadinata and Sidabutar (2021) showed that pedicab drivers do have an unhealthy diet, one of which was protein intake. Previous studies looked at the dietary protein intake profiles and showed that there was a significant difference between daily food protein intake in the pedicab rickshaw driver group with impaired and non-impaired pulmonary function (Lorensia, Suryadinata and Sidabutar, 2021). In addition to antioxidant intake, many other factors in this study need further investigation because they can affect lung function, such as other types of food, eg. omega-3 (Lorensia *et al.*, 2018; Lorensia *et al.*, 2020; Lorensia and Suryadinata,

2021), physical activity (Suryadinata *et al.*, 2020; Lorensia, Muntu, Suryadinata *et al.*, 2021), and genetics (Shrine *et al.*, 2019).

Measurement of antioxidant intake using the 24-hour recall method was very dependent on the respondent's memory, but other factors could affect the results of antioxidant intake obtained. This study had several limitations, namely the measurement of vitamin intake had not been able to describe the actual condition of the respondent's vitamin intake, to be able to see the vitamin intake correctly, it must take into account the types of additives used for cooking (such as type of oil), race, and origin of food. Suggestions for future research include (1) creating an educational program to increase knowledge about the importance of vitamin intake in food to prevent respiratory disorders; (2) weighing food and drink consumed in future research; (3) observing the food processes which can affect the vitamin content in food ingredients; and (4) conducting the research at different regions to support the results of this study due to genetic, environment and diet differences.

#### 4. Conclusion

The profile of food intake containing antioxidants in the form of vitamins A, C, and E in pedicab drivers has not met the minimum amount of antioxidants needed in one day. Most of the respondents had less level of vitamin A intake per day. Vitamin A is effective in increasing lung function, but most of the respondents who experience decreased function have a low intake of vitamin A. While the intake of vitamins C and E was still at a lower level in all respondents. There was a significant difference between dietary vitamin A intake in without decreasing lung function disorders and with decreasing lung function disorders group and there was a significant relationship between dietary vitamin A intake and lung function in FEV1/FVC value.

#### Conflict of interest

The authors declare no conflict of interest.

#### Acknowledgments

This research was funded by the Institute of Research and Community Service at Universitas Surabaya.

#### References

- Carlsten, C., Salvi, S., Wong, G.W.K. and Chung, K.F. (2020). Personal strategies to minimise effects of air pollution on respiratory health: advice for providers, patients and the public. *The European Respiratory*

- Journal*, 55, 1902056. <https://doi.org/10.1183/13993003.02056-2019>
- Chakraborti, S., Sarkar, J., Pramanik, P.K. and Chakraborti, T. (2017). Role of Proteases in Lung Disease: A Brief Overview. *Proteases in Human Diseases*, 2017, 333–374. [https://doi.org/10.1007/978-981-10-3162-5\\_16](https://doi.org/10.1007/978-981-10-3162-5_16)
- Daccord, C., Touilloux, B. and Garnier, V.C. (2020). Asthma and COPD management during the COVID-19 pandemic. *Revue Medicale Suisse*, 16, 933–938. <https://doi.org/10.53738/REVMED.2020.16.692.0933>
- Dhalaria, R., Verma, R., Kumar, D., Puri, S., Tapwal, A., Kumar, V., Nepovimova, E. and Kuca, K. (2020). Bioactive Compounds of Edible Fruits with Their Anti-Aging Properties: A Comprehensive Review to Prolong Human Life. *Antioxidants*, 9, 1123. <https://doi.org/10.3390/antiox9111123>
- Di-Meo, S. and Venditti, P. (2020). Evolution of the Knowledge of Free Radicals and Other Oxidants. *Oxidative Medicine and Cellular Longevity*, 2020, 9829176. <https://doi.org/10.1155/2020/9829176>
- Gibbs, K., Collaco, J.M. and McGrath-Morrow, S.A. (2016). Impact of Tobacco Smoke and Nicotine Exposure on Lung Development. *Chest*, 149(2), 552–561. <https://doi.org/10.1378/chest.15-1858>
- Gibson, R.S., Charrondiere, U.R. and Bell, W. (2017). Measurement Errors in Dietary Assessment Using Self-Reported 24-Hour Recalls in Low-Income Countries and Strategies for Their Prevention. *Advances in Nutrition*, 8(6), 980–991. <https://doi.org/10.3945/an.117.016980>
- Global Initiated for Chronic Obstructive Lung Disease. (2021). Global Strategy for Diagnosis, Management, and Prevention of Chronic Obstructive Pulmonary Disease (2021 Report). Retrieved on May 01, 2022, 2014 from: [https://goldcopd.org/wp-content/uploads/2020/11/GOLD-REPORT-2021-v1.1-25Nov20\\_WMV.pdf](https://goldcopd.org/wp-content/uploads/2020/11/GOLD-REPORT-2021-v1.1-25Nov20_WMV.pdf).
- Goel, R., Bitzer, Z.T., Reilly, S.M., Foulds, J., Muscat, J., Elias, R.J. and Richie, J.P. (2018). Influence of Smoking Puff Parameters and Tobacco Varieties on Free Radicals Yields in Cigarette Mainstream Smoke. *Chemical Research in Toxicology*, 31(5), 325–331. <https://doi.org/10.1021/acs.chemrestox.8b00011>
- Goni, I. and Hernandez-Galio, A. (2019). Intake of Nutrient and Non-Nutrient Dietary Antioxidants. Contribution of Macromolecular Antioxidant Polyphenols in an Elderly Mediterranean Population. *Nutrients*, 11, 2165. <https://doi.org/10.3390/nu11092165>
- Graziani, D., Soriano, J.B., Rio-Bermudez, C.D., Morena, D., Diaz, T., Castillo, M., Alonso, M., Ancochea, J., Lumbreras, S. and Izquierdo, J.L. (2020). Characteristics and Prognosis of COVID-19 in Patients with COPD. *Journal of Clinical Medicine*, 9, 3259. <https://doi.org/10.3390/jcm9103259>
- Haynes, J.M. (2018). Basic spirometry testing and interpretation for the primary care provider. *Canadian Journal of Respiratory Therapy*, 54(4), 92–98. <https://doi.org/10.29390/cjrt-2018-017>
- Hikichi, M., Mizumura, K., Maruoka, S. and Gon, Y. (2019). Pathogenesis of chronic obstructive pulmonary disease (COPD) induced by cigarette smoke. *Journal of Thoracic Disease*, 11(Suppl. 17), S2129–S2140. <https://doi.org/10.21037/jtd.2019.10.43>
- Hotz, C. and Abdelrahman, L. (2019). Simple methods to obtain food listing and portion size distribution estimates for use in semi-quantitative dietary assessment methods. *PLoS ONE*, 14, e0217379. <https://doi.org/10.1371/journal.pone.0217379>
- Jamal, A., Phillips, E., Gentzke, A.S., Homa, D.M., Babb, S.D., King, B.A. and Neff, L.J. (2018). Current Cigarette Smoking Among Adults - United States, 2016. *Morbidity and Mortality Weekly Report*, 67(2), 53–59. <https://doi.org/10.15585/mmwr.mm6702a1>
- Johns, D.P., Walters, J.A. and Walters, E.H. (2014). Diagnosis and early detection of COPD using spirometry. *Journal of Thoracic Disease*, 6(11), 1557–1569. <https://doi.org/10.3978/j.issn.2072-1439.2014.08.18>
- Kim, D., Chen, Z., Zhou, L.F. and Huang, S.X. (2018). Air pollutants and early origins of respiratory diseases. *Chronic Diseases and Translational Medicine*, 4(2), 75–94. <https://doi.org/10.1016/j.cdtm.2018.03.003>
- Leung, J.M., Niikura, M., Yang, C.W.T. and Sin, D.D. (2020). COVID-19 and COPD. *European Respiratory Journal*, 56, 2002108. <https://doi.org/10.1183/13993003.02108-2020>
- Liguori, I., Russo, G., Curcio, F., Bulli, G., Aran, L., Della-Morte, D., Gargiulo, G., Testa, G., Cacciatore, F., Bonaduce, D. and Abete, P. (2018). Oxidative stress, aging, and diseases. *Clinical Interventions in Aging*, 13, 757–772. <https://doi.org/10.2147/CIA.S158513>
- Liu, Y., Song, H., Wang, T., Wang, T., Yang, H., Gong, J., Shen, Y., Dai, W., Zhou, J., Zhu, S. and Pan, Z. (2015). Determinants of tobacco smoking among rural-to-urban migrant workers: a cross-sectional survey in Shanghai. *BMC Public Health*, 15, 131. <https://doi.org/10.1186/s12889-015-1361-x>
- Liu, Z., Ren, Z., Zhang, J., Chuang, C.C., Kandaswamy, E., Zhou, T. and Zuo, L. (2018). Role of ROS and Nutritional Antioxidants in Human



- Diseases. *Frontiers in Physiology*, 9, 477. <https://doi.org/10.1186/s12889-015-1361-x>
- Lorensia, A. and Suryadinata, R.V. (2021). Assessment of Omega-3 Fatty Acid Food Intakes in Online Motorcycle Taxi Drivers, *Teikyo Medical Journal*, 44 (4), 881–892.
- Lorensia, A., Suryadinata, R.V., Istiqomah, N.L. and Diputra, I.N.Y. (2021). Physical Activities and COPD Risks in Pedicab Drivers in Surabaya. *Jurnal Sains dan Kesehatan*, 3(5), 706–714. <https://doi.org/10.25026/jsk.v3i5.639>
- Lorensia, A., Suryadinata, R.V. and Sidabutar, B.C.M. (2021). Effect Analysis of Protein Intake of Pedicab Driver in Surabaya. *Journal of Tropical Pharmacy Chemistry*, 5(3), 188–193. <https://doi.org/10.25026/jtpc.v5i3.266>
- Lorensia, A., Muntu, C.M., Suryadinata, R.V. and Septiani, R. (2021). Effect of lung function disorders and physical activity on smoking and non-smoking students. *Journal of Preventive Medicine and Hygiene*, 62(1), E89–E96. <https://doi.org/10.25026/jtpc.v5i3.266>
- Lorensia, A., Wahyudi, M. and Mayzika, N.A. (2018). Effectiveness of Fish Oil Containing Omega-3 In Improving Symptoms and Lung Function in Asthma Outpatient In Surabaya, Indonesia. *International Journal of Pharmaceutical Quality Assurance*, 9(3), 260–266. <https://doi.org/10.25258/ijpqa.v9i3.13657>
- Lorensia, A., Wahyudi, M., Yudianto, A. and Kurnia SED. (2020). Effect of illness perception on improving asthma symptoms with omega-3 fish oil therapy: Pre-post design. *Journal of Applied Pharmaceutical Science*, 10(6), 62–71. <https://doi.org/10.7324/JAPS.2020.10609>
- Manisalidis, I., Stavropoulou, E., Stavropoulos, A. and Bezirtzoglou, E. (2020). Environmental and Health Impacts of Air Pollution: A Review. *Frontiers in Public Health*, 8, 14. <https://doi.org/10.3389/fpubh.2020.00014>
- Minich, D.M. (2019). A Review of the Science of Colorful, Plant-Based Food and Practical Strategies for "Eating the Rainbow". *Nutrition and Metabolism*, 2019, 2125070. <https://doi.org/10.1155/2019/2125070>
- Osadchiy, T., Poliakov, I., Olivier, P., Rowland, M. and Foster, E. (2020). Progressive 24-Hour Recall: Usability Study of Short Retention Intervals in Web-Based Dietary Assessment Surveys. *Journal of Medical Internet Research*, 22, e13266. <https://doi.org/10.2196/13266>
- Petersen, R.C., Reddy, M.S. and Liu, P.R. (2018). Advancements in Free-Radical Pathologies and an Important Treatment Solution with a Free-Radical Inhibitor. *SF Journal of Biotechnology and Biomedical Engineering*, 1, 1003.
- Phaniendra, A., Jestadi, D.B. and Periyasamy, L. (2015). Free radicals: properties, sources, targets, and their implication in various diseases. *Indian Journal of Clinical Biochemistry*, 30(1), 11–26. <https://doi.org/10.1007/s12291-014-0446-0>
- Pisoschi, A.M., Pop, A., Iordache, F., Stanca, L., Geicu, O.I., Bilteanu, L. and Serban, A.I. (2022). Antioxidant, anti-inflammatory and immunomodulatory roles of vitamins in COVID-19 therapy. *European Journal of Medicinal Chemistry*, 232, 114175. <https://doi.org/10.1016/j.ejmech.2022.114175>
- Pizzino, G., Irrera, N., Cucinotta, M., Pallio, G., Mannino, F., Arcoraci, V., Squadrito, F., Altavilla, D. and Bitto, A. (2017). Oxidative Stress: Harms and Benefits for Human Health. *Oxidative Medicine and Cellular Longevity*, 2017, 8416763. <https://doi.org/10.1155/2017/8416763>
- Pratiwi, S.R., Lorensia, A. and Suryadinata, R.V. (2018). Vitamin C and E Intake with SQ-FFQ towards Smokers' and Non-Smokers' Lung Function. *Media Kesehatan Masyarakat Indonesia*, 14(2), 101–107. <https://doi.org/10.30597/mkmi.v14i2.3998>
- Regulation of the Minister of Health of the Republic of Indonesia. (2013). The recommended nutritional adequacy rate for the Indonesian nation. No. 75. Retrieved from website: <https://peraturan.bpk.go.id/Home/Download/130524/Permenkes%20Nomor%2075%20Tahun%202013.pdf>
- Regulation of the Minister of Health of the Republic of Indonesia. (2014). Recommended Nutritional Adequacy Rate for the Indonesian Nation, No. 41. Retrieved from website: [http://hukor.kemkes.go.id/uploads/produk\\_hukum/PMK%20No.%2041%20ttg%20Pedoman%20Gizi%20Seimbang.pdf](http://hukor.kemkes.go.id/uploads/produk_hukum/PMK%20No.%2041%20ttg%20Pedoman%20Gizi%20Seimbang.pdf)
- Riou, M., Alfatni, A., Charles, A.L., Andres, E., Pistea, C., Charloux, A. and Geny, B. (2020). New Insights into the Implication of Mitochondrial Dysfunction in Tissue, Peripheral Blood Mononuclear Cells, and Platelets during Lung Diseases. *Journal of Clinical Medicine*, 9, 1253. <https://doi.org/10.3390/jcm9051253>
- Santoso, M., Lestiani, D.D., Kurniawati, S., Damastuti, E., Kusmartini, I., Atmodjo, D.P.D., Sari, D.K., Hopke, P.K., Mukhtar, R., Muhtarom, T., Tjahyadi, A., Parian, S., Kholik, N., Sutrisno, D.A., Wahyudi, D., Sitorus, T.D., Djamilus, J., Riadi, A., Supriyanto, J., Dahyar, N., Sondakh, S., Hogendorp, K., Wahyuni, N., Bejawati, I.G. and Suprayadi, L.S. (2020). Assessment of Urban Air Quality in Indonesia. *Aerosol and Air Quality Research*, 20,

- 2142–2158. <https://doi.org/10.4209/aaqr.2019.09.0451>
- Sharifi-Rad, M., AnilKumar, N.V., Zucca, P., Varoni, E.M., Dini, L., Panzarini, E., Rajkovic, J., Tsouh-Fokou, P.V., Azzini, E., Peluso, I., Prakash-Mishra, A., Nigam, M., El-Rayess, Y., Beyrouthy, M.E., Polito, L., Iriti, M., Martins, N., Martorell, M., Docea, A.O., Setzer, W.N., Calina, D., Cho, W.C. and Sharifi-Rad, J. (2020). Lifestyle, Oxidative Stress, and Antioxidants: Back and Forth in the Pathophysiology of Chronic Diseases. *Frontiers in Physiology*, 11, 694. <https://doi.org/10.3389/fphys.2020.00694>
- Shrine, N., Guyatt, A.L., Erzurumluoglu, A.M., Jackson, V.E., Hobbs, B.D., Melbourne, C.A., Batini, C., Fawcett, K.A., Song, K., Sakornsakolpat, P., Li, X., Boxall, R., Reeve, N.F., Obeidat, M., Zhao, J.H., Wielscher, M., Weiss, S., Kentistou, K.A., Cook, J.P., Sun, B.B., Zhou, J., Hui, J., Karrasch, S., Imboden, M., Harris, S.E., Marten, J., Enroth, S., Kerr, S.M., Surakka, I., Vitart, V., Lentjmakers, T., Allen, R.J., Bakke, P.S., Beaty, T.H., Bleecker, E.R., Bosse, Y., Brandsma, C.A., Chen, Z., Crapo, J.D., Danesh, J., DeMeo, D.L., Dudbridge, F., Ewert, R., Gieger, C., Gulsvik, A., Hansell, A.L., Hao, K., Hoffman, J.D., Hokanson, J.E., Homuth, G., Joshi, P.K., Joubert, P., Langenberg, C., Li, X., Li, L., Lin, K., Lind, L., Locantore, N., Luan, J., Mahajan, A., Maraville, J.C., Murray, A., Nickle, D.C., Packer, R., Parker, M.M., Paynton, M.L., Porteous, D.J., Prokopenko, D., Qiao, D., Rawal, R., Runz, H., Sayers, I., Sin, D.D., Smith, B.H., Artigas, M.S., Sparrow, D., Tal-Singer, R., Timmers, P.R.H.J., Berge, M.V.D., Whittaker, J.C., Woodruff, P.G., Yerges-Armstrong, L.M., Troyanskaya, O.G., Raitakari, O.T., Kahonen, M., Polasek, O., Gyllenstein, U., Rudan, I., Deary, I.J., Probst-Hensch, N.M., Schulz, H., James, A.L., Wilson, J.F., Stubbe, B., Zeggini, E., Jarvelin, M.R., Wareham, N., Silverman, E.K., Hayward, C., Morris, A.P., Butterworth, A.S., Scott, R.A., Walters, R.G., Meyers, D.A., Cho, M.H., Strachan, D.P., Hall, I.P., Tobin, M.D., Wain, L.V. and Understanding Society Scientific Group. (2019). New genetic signals for lung function highlight pathways and chronic obstructive pulmonary disease associations across multiple ancestries. *Nature Genetics*, 51(3), 481–493. <https://doi.org/10.1038/s41588-018-0321-7>
- Strzelak, A., Ratajczak, A., Adamiec, A. and Feleszko, W. (2018). Tobacco Smoke Induces and Alters Immune Responses in the Lung Triggering Inflammation, Allergy, Asthma and Other Lung Diseases: A Mechanistic Review. *International Journal of Environmental Research and Public Health*, 15, 1033. <https://doi.org/10.3390/ijerph15051033>
- Surya, B., Hamsina, H., Ridwan, R., Baharuddin, B., Menne, F., Fitriyah, A.T. and Rasyidi, E.S. (2020). The Complexity of Space Utilization and Environmental Pollution Control in the Main Corridor of Makassar City, South Sulawesi, Indonesia. *Sustainability*, 12, 9244. <https://doi.org/10.3390/su12219244>
- Suryadinata, R.V., Wirjatmadi, B., Andriani, M. and Lorensia, A. (2020). Effect of Age and Weight on Physical Activity. *Journal of Public Health Research*, 9(2), 187–190. <https://doi.org/10.4081/jphr.2020.1840>
- Tan, B.L., Norhaizan, M.E., Liew, W.P. and Sulaiman-Rahman, H. (2018). Antioxidant and Oxidative Stress: A Mutual Interplay in Age-Related Diseases. *Frontiers in Pharmacology*, 9, 1162. <https://doi.org/10.3389/fphar.2018.01162>
- Thimmulappa, R.K., Chattopadhyay, I. and Rajasekaran, S. (2019). Oxidative Stress Mechanisms in the Pathogenesis of Environmental Lung Diseases. *Oxidative Stress in Lung Diseases*, 2019, 103–137. [https://doi.org/10.1007/978-981-32-9366-3\\_5](https://doi.org/10.1007/978-981-32-9366-3_5)
- Wang, L., Foer, D., Bates, D.W., Boyce, J.A. and Zhou, L. (2020). Risk factors for hospitalization, intensive care, and mortality among patients with asthma and COVID-19. *The Journal of Allergy and Clinical Immunology*, 146(4), 808–812. <https://doi.org/10.1016/j.jaci.2020.07.018>
- Wark, P.A., Hardie, L.J., Frost, G.S., Alwan, N.A., Carter, M., Elliott, P., Ford, H.E., Hancck, N., Morri, M.A., Mulla, U.Z., Noorwali, E.A., Petropoulou, K., Murphy, D., Potter, G.D., Riboli, E., Greenwood, D.C. and Cade, J.E. (2018). Validity of an online 24-h recall tool (myfood24) for dietary assessment in population studies: comparison with biomarkers and standard interviews. *BMC Medicine*, 16, 136. <https://doi.org/10.1186/s12916-018-1113-8>
- Woods, J.A., Hutchinson, N.T., Powers, S.K., Roberts, W.O., Gomez-Cabrera, M.C., Radak, Z., Berkes, I., Boros, A., Boldogh, I., Leeuwenburgh, C., Coelho-Junior, H.J., Marzetti, E., Cheng, Y., Liu, J., Durstine, J.L., Sun, J. and Ji, L.L. (2020). The COVID-19 pandemic and physical activity. *Sports Medicine and Health Science*, 2(2), 55–64. <https://doi.org/10.1016/j.smhs.2020.05.006>
- Yaribeygi, H., Panahi, Y., Sahraei, H., Johnston, T.P. and Sahebkar, A. (2017). The impact of stress on body function: A review. *Experimental and Clinical Sciences*, 16, 1057–1072. <https://doi.org/10.17179/excli2017-480>

[VIEW ARTICLES](#)[ISSUES](#)[ABOUT](#)[FOR AUTHORS](#)[FOR REFEREES](#)

## FOOD RESEARCH

Volume 8, Issue 3

June 2024

*In progress*

### Chemical and sensory evaluations of energy-bar made from purple sweet potatoes and tapioca flour with the addition of Sidempuan salak (*Salacca sumatrana* (Becc.)) fruit

Siregar, N.S., Julianti, E., Silalahi, J. and Sinaga, H.

Available Online: 3 MAY 2024 | [https://doi.org/10.26656/fr.2017.8\(3\).109](https://doi.org/10.26656/fr.2017.8(3).109)

The chemical and sensory evaluations of energy-bar made from purple sweet potatoes and tapioca flour with the addition of Sidempuan salak (*Salacca sumatrana* (Becc.)) fruit was studied by Siregar *et al.*

### Comparison of heavy metal residue in selected processed canned tomato paste and bottled tomato sauce using atomic absorption spectrometry

Veloo, K.V. and Tan, H.I.

Available Online: 3 MAY 2024 | [https://doi.org/10.26656/fr.2017.8\(3\).175](https://doi.org/10.26656/fr.2017.8(3).175)

Veloo and Tan studied on the comparison of heavy metal residue in selected processed canned tomato paste and bottled tomato sauce using atomic absorption spectrometry.

### A review of the developed methods for the analysis of lard and pork in food and pharmaceutical products for halal authentication

Prihandiwati, E., Rohman, A., Fadzillah, N.A., Betania, K., Nurani, L.H., Ahda, M., Irnawati, Erwanto, Y., Susanto, Y. and Febrianti, D.R.

Available Online: 3 MAY 2024 | [https://doi.org/10.26656/fr.2017.8\(3\).095](https://doi.org/10.26656/fr.2017.8(3).095)

Prihandiwati *et al.* conducted a review of the developed methods for the analysis of lard and pork in food and pharmaceutical products for halal authentication.

### Optimization of the stabilizers and cow milk levels for the production of camel milk-based yogurt using response surface methodology

Hamad, E.M. and Musa, K.H.

Available Online: 3 MAY 2024 | [https://doi.org/10.26656/fr.2017.8\(3\).260](https://doi.org/10.26656/fr.2017.8(3).260)

Hamad and Musa optimized the stabilizers and cow milk levels for the production of camel-milk based yogurt using response surface methodology.

### **Chemical compositions and sensory characteristics of sports drinks formulated from *Salacca sumatrana* (Becc.) fruit**

Siregar, N.S. and Sari, R.M.

Available Online: 8 MAY 2024 | [https://doi.org/10.26656/fr.2017.8\(3\).169](https://doi.org/10.26656/fr.2017.8(3).169)

Siregar and Sari studied the chemical compositions and sensory characteristics of sports drinks formulated from *Salacca sumatrana* (Becc.) fruit.

### **Investigation of volatile compounds of Liberica coffee beans fermented at varying degrees of roasting**

Wibowo, N.A., Mangunwardoyo, W., Santoso, T.J. and Yasman

Available Online: 8 MAY 2024 | [https://doi.org/10.26656/fr.2017.8\(3\).484](https://doi.org/10.26656/fr.2017.8(3).484)

Wibowo *et al.* investigated the volatile compounds of Liberica coffee beans fermented at varying degrees of roasting.

### **Physicochemical characteristics of tannia cocoyam (*Xanthosoma sagittifolium*) corm flour compared to flours and starches of other grains and tubers**

Krisbianto, O. and Minantyo, H.

Available Online: 8 MAY 2024 | [https://doi.org/10.26656/fr.2017.8\(3\).226](https://doi.org/10.26656/fr.2017.8(3).226)

The physicochemical characteristics of tannia cocoyam (*Xanthosoma sagittifolium*) corm flour compared to flours and starches of other grains and tubers were evaluated by Krisbianto and Minantyo.

### **Antioxidant and toxicity activities of kayu manis hutan (*Cinnamomum iners* Reinw. Ex Blume Laureceae) leaf extracts**

Padzil, K.N.M., Rukayadi, Y., Abas, F., Sanny, M. and Abdul-Mutalib, N.A.

Available Online: 8 MAY 2024 | [https://doi.org/10.26656/fr.2017.8\(3\).365](https://doi.org/10.26656/fr.2017.8(3).365)

Padzil *et al.* evaluated the antioxidant and toxicity activities of kayu manis hutan (*Cinnamomum iners* Reinw. Ex Blume Laureceae) leaf extracts

### **The application of FTIR spectra coupled with chemometrics for analysis of lard in food products for halal authentication: a mini review**

Nurani, L.H., Guntarti, A., Lestari, D., Wirnawati, Rohman, A. and Windarsih, A.

Available Online: 13 MAY 2024 | [https://doi.org/10.26656/fr.2017.8\(3\).489](https://doi.org/10.26656/fr.2017.8(3).489)

Nurani *et al.* review the application of FTIR spectra coupled with chemometrics to analyse lard in food products.

### **Halal products in Malaysia: a bibliometric analysis**

Fadhlina, A. and Nor, M.M.

Available Online: 13 MAY 2024 | [https://doi.org/10.26656/fr.2017.8\(3\).305](https://doi.org/10.26656/fr.2017.8(3).305)

Fadhlina and Nor conducted a bibliometric analysis on the halal products in Malaysia.

### **Sensory profile and consumer perception of plant-based non-dairy milk jellies**

Ratchapakdee, P., Akrawutpornpat, S. and Akesowan, A.

Available Online: 13 MAY 2024 | [https://doi.org/10.26656/fr.2017.8\(3\).259](https://doi.org/10.26656/fr.2017.8(3).259)

Ratchapakdee *et al.* characterized the sensory and consumer's perception of plant-based non-dairy milk jellies.

### **The effect of concentration on rheological properties of sago (*Metroxylon sagu*) starch**

Udomrati, S., Tungtrakul, P., Lowithun, N. and Thirathumthavorn, D.

Available Online: 13 MAY 2024 | [https://doi.org/10.26656/fr.2017.8\(3\).215](https://doi.org/10.26656/fr.2017.8(3).215)

The effect of concentration on rheological properties of sago (*Metroxylon sagu*) starch was studied by Udomrati *et al.*

### **Chemical and sensory properties evaluations in sea salt fortified with *Moringa oleifera* leaf extract**

Effendy, M., Triadjie, H., Kartika, A.G.D., Pratiwi, W.S.W. and Jain, S.

Available Online: 15 MAY 2024 | [https://doi.org/10.26656/fr.2017.8\(3\).466](https://doi.org/10.26656/fr.2017.8(3).466)

Effendy *et al.* characterized the chemical and sensory properties of *Moringa oleifera* leaf extract fortified with sea salt.

### **The effect of vacuum-packaging on nutrient and *Salmonella* growth of sautéed vegetables**

Sefrina, L.R. and Fikri, A.M.

Available Online: 15 MAY 2024 | [https://doi.org/10.26656/fr.2017.8\(3\).396](https://doi.org/10.26656/fr.2017.8(3).396)

Sefrina and Fikri studied the effect of vacuum-packaging on nutrient and on the growth of *Salmonella* of sautéed vegetables

### **Factors influencing microbiological, physicochemical quality, and yield of dry-aging beef**

Hanagasaki, T.

Available Online: 15 MAY 2024 | [https://doi.org/10.26656/fr.2017.8\(3\).223](https://doi.org/10.26656/fr.2017.8(3).223)

Hanagasaki evaluated on the factors influencing microbiological, physicochemical quality and yield of dry-aging beef.

### **Antioxidant activities of lemon and mandarin peel extracts as natural preservatives in ghee (butter oil) stored at different storage temperatures**

Darwish, A.M.

Available Online: 15 MAY 2024 | [https://doi.org/10.26656/fr.2017.8\(3\).280](https://doi.org/10.26656/fr.2017.8(3).280)

Darwish evaluated the antioxidant activities of lemon and mandarin peel extracts as natural preservatives in ghee (butter oil) stored at different storage temperatures.

### **The effect of skim milk powder on physical, chemical, and microbiology characteristics of goat milk kefir powder**

Rizqiati, H., Nurwantoro, Susanti, S., Apriliani, I.N. and Prayoga, M.I.Y.

Available Online: 21 MAY 2024 | [https://doi.org/10.26656/fr.2017.8\(3\).880](https://doi.org/10.26656/fr.2017.8(3).880)

Rizqiati *et al.* studied the effect of skim milk powder on physical, chemical, and microbiology characteristics of goat milk kefir powder.

### **Dietary exposure assessment of Filipinos to sodium benzoate in water-based beverages**

Guilaran, R.E.P., Nacionales, K.B., Billedo, E.G., Agor, C.M.B., Buiser, P.B.M., Lipana, M.F.M., Matanguihan, J.R.A. and

Lundag, A.G.

Available Online: 21 MAY 2024 | [https://doi.org/10.26656/fr.2017.8\(3\).464](https://doi.org/10.26656/fr.2017.8(3).464)

Guilaran *et al.* evaluated the exposure of sodium benzoate in water-based beverages among Filipinos.

### Microencapsulation of honey as flavouring agent in milk powder

Shofinita, D., Harimawan, A., Putri, N.C. and Maharani, S.

Available Online: 21 MAY 2024 | [https://doi.org/10.26656/fr.2017.8\(3\).358](https://doi.org/10.26656/fr.2017.8(3).358)

Shofinata *et al.* studied the microencapsulation process of honey as flavouring agent in milk powder.

### Production of foam-mat dried chili shrimp paste and its properties

Eadmusik, S., Yangyuen, V., Jitpen, K. and Juthapong, K.

Available Online: 21 MAY 2024 | [https://doi.org/10.26656/fr.2017.8\(3\).249](https://doi.org/10.26656/fr.2017.8(3).249)

Eadmusik *et al.* produced foam-mat dried chili shrimp paste and studied its properties.

### Production of trans-fat-free margarine prepared using catfish oil and palm stearin with the addition of avocado waste oil for tocopherol enrichment

Widowati, D., Pangastuti, A. and Ariviani, S.

Available Online: 23 MAY 2024 | [https://doi.org/10.26656/fr.2017.8\(3\).445](https://doi.org/10.26656/fr.2017.8(3).445)

Widowati *et al.* produced trans-fat-free margarine prepared using catfish oil and palm stearin with the addition of avocado waste oil for tocopherol enrichment.

### Sodium content in fermented shrimp paste with varying packaging materials

Sumardianto, Atikah, Purnamayati, L. and Rianingsih, L.

Available Online: 23 MAY 2024 | [https://doi.org/10.26656/fr.2017.8\(3\).140](https://doi.org/10.26656/fr.2017.8(3).140)

Sumardianto *et al.* evaluated the sodium content in fermented shrimp paste with varying packaging materials.

### Indexicality of apem cake at the Kirab Apem Sewu traditional ceremony in Sewu Village, Surakarta City, Central Java, Indonesia

Fidiana, R., Saddhono, K. and Anindyarini, A.

Available Online: 23 MAY 2024 | [https://doi.org/10.26656/fr.2017.8\(3\).236](https://doi.org/10.26656/fr.2017.8(3).236)

Fidiana *et al.* studied on the indexicality of apem cake at the Kirab Apem Sewu traditional ceremony in Sewu Village, Surakarta City, Central Java, Indonesia.

### Carcinogenicity of dietary MelQx in the prostate, breast, colon, and liver cancers, and the inhibitory effects of some compounds on MelQx: a mini review

Silvaragi, T.G.B., Seenii, A., Nabil, M. and Saifuddin, S.N.

Available Online: 23 MAY 2024 | [https://doi.org/10.26656/fr.2017.8\(3\).461](https://doi.org/10.26656/fr.2017.8(3).461)

The carcinogenicity of dietary MelQx in the prostate, breast, colon, and liver cancers, and the inhibitory effects of some compounds on MelQx was reviewed by Silvaragi *et al.*

### The effect of dietary antioxidant on lung function in pedicab during the COVID-19 pandemic

Loresnia, A., Suryadinata, R.V. and Abdillah, M.I.

Available Online: 26 MAY 2024 | [https://doi.org/10.26656/fr.2017.8\(3\).250](https://doi.org/10.26656/fr.2017.8(3).250)

Lorensia *et al.* studied on the effect of dietary antioxidant on lung function in pedicab during the COVID-19 pandemic.

### The addition of *Citrus aurantium* leaves and tomato pomace in the diet of Awassi ewes and the impact on milk composition and matured cheese

Saadi, A.M., Jafar, N.B. and Hamid, R.A.

Available Online: 26 MAY 2024 | [https://doi.org/10.26656/fr.2017.8\(3\).278](https://doi.org/10.26656/fr.2017.8(3).278)

Saadi *et al.* evaluated the addition of *Citrus aurantium* leaves and tomato pomace in the diet of Awassi ewes and the impact on milk composition and matured cheese

### Consistent effect of Nile tilapia (*Oreochromis niloticus*) fortification in biscuit on nutritional composition, consumer perception and shelf life properties

Settapramote, N., Kawee-ai, A., Niyomsri, P., Koyram, W. and Phungam, N.

Available Online: 26 MAY 2024 | [https://doi.org/10.26656/fr.2017.8\(3\).230](https://doi.org/10.26656/fr.2017.8(3).230)

Settapramote *et al.* fortified Nile tilapia (*Oreochromis niloticus*) in biscuit and evaluated the nutritional composition, consumer perception and its shelf-life.

### Application of direct PCR technique using specified mitochondrial DNA-encoded ND4 and D-Loop genes on detecting pork DNA in processed meat products

Kusnadi, J., Natsir, R.F. and Al Awwaly, K.U.

Available Online: 26 MAY 2024 | [https://doi.org/10.26656/fr.2017.8\(3\).362](https://doi.org/10.26656/fr.2017.8(3).362)

Kusnadi *et al.* developed a method on direct PCR using specified mitochondrial DNA-encoded ND4 and D-Loop genes on detecting pork DNA in processed meat products.

### High purity glucomannan after ultrasonic-assisted extraction and $\alpha$ -amylase liquefaction of porang (*Amorphophallus oncophyllus*) flour

Iskandar, N.F., Cahyono, L.B., Harmayani, E. and Witasari, L.D.

Available Online: 29 MAY 2024 | [https://doi.org/10.26656/fr.2017.8\(3\).212](https://doi.org/10.26656/fr.2017.8(3).212)

The high purity glucomannan after ultrasonic-assisted extraction and  $\alpha$ -amylase liquefaction of porang (*Amorphophallus oncophyllus*) flour was studied by Iskandar *et al.*

### Physicochemical properties of *Capsicum annum* (red chilli) and *Capsicum frutescens* (bird's eye chilli) seed powder

Siti Nadzirah, M.S., Muhammd Ezzudin, R., Rabeta, M.S. and Diningrat, D.S.

Available Online: 29 MAY 2024 | [https://doi.org/10.26656/fr.2017.8\(3\).200](https://doi.org/10.26656/fr.2017.8(3).200)

Siti Nadzirah *et al.* evaluated the physicochemical properties of *Capsicum annum* (red chilli) and *Capsicum frutescens* (bird's eye chilli) seed powder.

### Biological activity of the *Clitoria ternatea* flower aqueous extract planted in Binh Duong province, Vietnam

Hung, T.N. and Manh, T.D.

Available Online: 29 MAY 2024 | [https://doi.org/10.26656/fr.2017.8\(3\).609](https://doi.org/10.26656/fr.2017.8(3).609)

Hung and Manh studied the biological activity of *Citoria ternatea* flower aqueous extract planted in Binh Duong province, Vietnam

### **Toxicity study and effect of protein hydrolysates derived from black tilapia (*Oreochromis placidus*) on hypertensive induced mice**

Kasran, M., Mohamed, N. and Eshak, Z.

Available Online: 29 MAY 2024 | [https://doi.org/10.26656/fr.2017.8\(3\).448](https://doi.org/10.26656/fr.2017.8(3).448)

Kasran *et al.* performed a toxicity study and studied on the effect of protein hydrolysates derived from black tilapia (*Oreochromis placidus*) on hypertensive induced mice

### **Volatile compounds of Croatian cheese in a lamb skin sack prepared from a mixture of goat's and cow's milk**

Zekić, M., Radonić, A., Radman, S. and Uremović, I.

Available Online: 2 JUNE 2024 | [https://doi.org/10.26656/fr.2017.8\(3\).265](https://doi.org/10.26656/fr.2017.8(3).265)

The volatile compounds of Croatian cheese in a lamb skin sack prepared from a mixture of goat's and cow's milk was evaluated by Zekić *et al.*

### **Effects of genetic disclosure on SNPs rs1761667, rs8065080, and rs662799 on the limitation of salt and fat intake**

Herawati, M., Muliadi, R.D., Subali, D., Kartawidjaja, F. and Suwanto, A.

Available Online: 2 JUNE 2024 | [https://doi.org/10.26656/fr.2017.8\(3\).239](https://doi.org/10.26656/fr.2017.8(3).239)

Herawati *et al.* studied the effects of genetic disclosure on SNPs rs1761667, rs8065080, and rs662799 on the limitation of salt and fat intake.

### **Nutritional profile and physicochemical analysis of two indigenous cultivars of black cumin (*Nigella sativa*) seeds and oil in Bangladesh**

Kayes, M.I.B., Ahmed, S., Shabbir, C.A., Morshed, S. and Ali, M.S.

Available Online: 2 JUNE 2024 | [https://doi.org/10.26656/fr.2017.8\(3\).299](https://doi.org/10.26656/fr.2017.8(3).299)

Kayes *et al.* constructed the nutritional profile and physicochemical analysis of two indigenous cultivars of black cumin (*Nigella sativa*) seeds and oil in Bangladesh.

### ***Carica pubescens* fruit juice improved superoxide dismutase, triglyceride and high-density lipoprotein levels in type 2 diabetes mellitus Wistar rats**

Rachmawati, S.N., Kusuma, T.U., Anjani, G. and Muniroh, M.

Available Online: 2 JUNE 2024 | [https://doi.org/10.26656/fr.2017.8\(3\).255](https://doi.org/10.26656/fr.2017.8(3).255)

Rachmawati *et al.* evaluated the *Carica pubescens* fruit juice to improve superoxide dismutase, triglyceride and high-density lipoprotein levels in type 2 diabetes mellitus Wistar rat.

### **Physicochemical and sensory analysis of mangrove seed coffee (*Sonneratia ovata*) compare with robusta coffee from Indonesian origin**

Suryono, M. and Sumartini

Available Online: 5 JUNE 2024 | [https://doi.org/10.26656/fr.2017.8\(3\).409](https://doi.org/10.26656/fr.2017.8(3).409)

Suryono and Sumartini studied the physicochemical and sensory analysis of mangrove seed coffee (*Sonneratia ovata*) compare with robusta coffee from Indonesian origin.



### Response surface optimization in determining hydrolysis reaction on Barramundi scales gelatine using the box behnken design

Hariyanti, H., Gantini, S.N., Rusdi, N.K., Laeli, N.R.A., Athiyah, S.N. and Afrizal, F.

Available Online: 5 JUNE 2024 | [https://doi.org/10.26656/fr.2017.8\(3\).263](https://doi.org/10.26656/fr.2017.8(3).263)

Hariyanti *et al.* performed a response surface optimization to determine hydrolysis reaction on Barramundi scales gelatine using the box behnken design.

### The use of chemometrics in combination with molecular spectroscopy and chromatography methods for determining the levels of gingerol compounds in ginger (*Zingiber officinale*): a review

Styawan, A.A., Susidarti, R.A., Purwanto, Kusumadewi, A.P. and Rohman, A.

Available Online: 5 JUNE 2024 | [https://doi.org/10.26656/fr.2017.8\(3\).165](https://doi.org/10.26656/fr.2017.8(3).165)

Styawan *et al.* reviewed the usage of chemometrics in combination with molecular spectroscopy and chromatography methods to determine gingerol compound levels in ginger (*Zingiber officinale*).

### Determination of flavonoid and anthocyanin contents, and antioxidant activity of selected Philippine soybean (*Glycine max*) genotypes

Esguerra, C.J., de los Reyes, A.M. and Ocampo, E.T.M.

Available Online: 5 JUNE 2024 | [https://doi.org/10.26656/fr.2017.8\(3\).245](https://doi.org/10.26656/fr.2017.8(3).245)

Esguerra *et al.* determined flavonoid and anthocyanin contents as well as the antioxidant activity of selected Philippine soybean (*Glycine max*) genotypes.

### Optimization of frying time and temperature for the development of quality chips from varieties of sweet potato (*Ipomoea batatas* L. Lam)

Abebe, T., Okpomor, E.O., Okoyeuzu, C.F., Eze, C.M., Mbachiantim T.J., Nwankwo, C.S., Balogun A.A., Irene, E.C. and Ikpeama, A.

Available Online: 8 JUNE 2024 | [https://doi.org/10.26656/fr.2017.8\(3\).171](https://doi.org/10.26656/fr.2017.8(3).171)

Abebe *et al.* optimized the frying time and temperature for the development of quality chips from varieties of sweet potato (*Ipomoea batatas* L. Lam)

### Effect of ultrasonic-cellulase treatment towards bamboo shoot (*Gigantochloa albociliata*) powder properties

Rumaisa, N., Tan, P., Filri, R.P.D. and Iffah Nadhira, M.

Available Online: 8 JUNE 2024 | [https://doi.org/10.26656/fr.2017.8\(3\).467](https://doi.org/10.26656/fr.2017.8(3).467)

The effect of ultrasonic-cellulase treatment on bamboo shoot (*Gigantochloa albociliata*) powder properties was studied by Rumaisa *et al.*

### Characteristic and storage stability of nanostructured lipid carriers containing red palm oil

Efendi, Z., Ardhi, A., Santoso, U., Supriyadi, Ulfah, M. and Raharjo, S.

Available Online: 8 JUNE 2024 | [https://doi.org/10.26656/fr.2017.8\(3\).375](https://doi.org/10.26656/fr.2017.8(3).375)

Efendi *et al.* studied the characteristics and storage stability of nanostructured lipid carriers containing red palm oil.

### The effects of chitosan biofilm in combination with vinegar, sodium alginate, and carboxymethyl cellulose on the transformation of biochemical and physiological indexes of pears during storage

Loi, N.V., Tuan, L.A., Quy, T.V., Binh, P.T. and Tien, N.D.

Available Online: 8 JUNE 2024 | [https://doi.org/10.26656/fr.2017.8\(3\).182](https://doi.org/10.26656/fr.2017.8(3).182)

Loi *et al.* studied the effects of chitosan biofilm in combination with vinegar, sodium alginate, and carboxymethyl cellulose on the transformation of biochemical and physiological indexes of pears during storage

### **Development of breadfruit flour (*Artocarpus altilis*) with the addition of gelatine as a potential edible film**

Khairol Nadia, A.H., Nur Hanani, Z.A. and Russly, A.R.

Available Online: 12 JUNE 2024 | [https://doi.org/10.26656/fr.2017.8\(3\).584](https://doi.org/10.26656/fr.2017.8(3).584)

Khairol Nadia *et al.* developed breadfruit flour (*Artocarpus altilis*) with the addition of gelatine as a potential edible film.

### **Formulation and evaluation of physical, chemical and sensory properties of instant functional beverage powder containing Pathum Thani fragrance rice, soy protein and milk powder**

Chuchird, P., Pattarathitiwat, P. and Pongprajak, A.

Available Online: 12 JUNE 2024 | [https://doi.org/10.26656/fr.2017.8\(3\).319](https://doi.org/10.26656/fr.2017.8(3).319)

Chuchird *et al.* formulated and evaluated the physical chemical and sensory properties of instant functional beverage powder containing Pathum Thani fragrance rice, soy protein and milk powder.

### **Muslim consumers' behaviour towards halal nutraceutical products in Malaysia**

Siti Nurunnajwa, S., Elistina, A.B., Syuhaily, O. and Nuradli Ridzwan Shah, M.D.

Available Online: 12 JUNE 2024 | [https://doi.org/10.26656/fr.2017.8\(3\).634](https://doi.org/10.26656/fr.2017.8(3).634)

Siti Nurunnajwa *et al.* studied on Muslim consumer's behaviour towards halal nutraceutical products in Malaysia.

### **Effects of packaging method and temperature on the quality and lipid degradation of snakehead fish (*Channa striata*) fillets during frozen storage**

Nguyen, M.V., Thai, D.V., Nguyen, D.T. and Nguyen, M.V.

Available Online: 12 JUNE 2024 | [https://doi.org/10.26656/fr.2017.8\(3\).257](https://doi.org/10.26656/fr.2017.8(3).257)

The effects of packaging method and temperature on the quality and lipid degradation of snakehead fish (*Channa striata*) fillets during storage was studied by Nguyen *et al.*

### **Food safety knowledge, attitude, and practice of consumers in Malaysia: a review**

Aspian, N.A., Tunung, R., Jamaluddin, F., Ismail, Z., Sharkawai, I., Alan, R., Lepun, P., Rosli, A., Nillian, E. and Anyi, U.

Available Online: 16 JUNE 2024 | [https://doi.org/10.26656/fr.2017.8\(3\).243](https://doi.org/10.26656/fr.2017.8(3).243)

Aspian *et al.* reviewed the food safety knowledge, attitude and practice of consumers in Malaysia.

### **Analysis of lard in cod liver oil emulsion using FTIR spectroscopy combined principal component analysis**

Zilhadia Zilhadia, Anggraeni, Y., Apriyanti, Y.F., Mustafidah, M. and Jaswir, I.

Available Online: 16 JUNE 2024 | [https://doi.org/10.26656/fr.2017.8\(3\).329](https://doi.org/10.26656/fr.2017.8(3).329)

The analysis of lard in cod liver oil emulsion using FTIR spectroscopy combined principal component analysis was performed by Zilhadia *et al.*

### **The use of real-time polymerase chain reaction for detection of raw rat meat (*Rattus norvegicus*) with species-specific primer for halal authentication**

Lestari, D., Wirnawati, Hamzah, H., Kurniasih, K.S.I., Hamidi, D., Syofyan, S. and Rohman, A.

Available Online: 16 JUNE 2024 | [https://doi.org/10.26656/fr.2017.8\(3\).486](https://doi.org/10.26656/fr.2017.8(3).486)

Lestari *et al.* developed a method to detect raw rat meat (*Rattus norvegicus*) with species-specific primer for halal authentication using real-time polymerase chain reaction.

### **Physicochemical and antibacterial properties of chitosan extracted from swimming crab shells and wooden grasshoppers using different extraction methods**

Anggraeni, A.S., Jayanegara, A., Laconi, E.B., Kumalasari, N.R., Windarsih, A. and Sofyan, A.

Available Online: 16 JUNE 2024 | [https://doi.org/10.26656/fr.2017.8\(3\).313](https://doi.org/10.26656/fr.2017.8(3).313)

Anggraeni *et al.* evaluated the physicochemical and antibacterial properties of chitosan extracted from swimming crab shells and wooden grasshoppers using different extraction methods.

### **Safe food handling knowledge and practices of Universiti Sultan Zainal Abidin cafeteria food handlers**

Rohin, M.A.K., Mohd Najib, N.A.A., Ridzwan, N., Abd Hadi, N., Ishak, R. and Baig, A.A.

Available Online: 20 JUNE 2024 | [https://doi.org/10.26656/fr.2017.8\(3\).537](https://doi.org/10.26656/fr.2017.8(3).537)

Rohnin *et al.* evaluated the safe food handling knowledge and practices of Universiti Sultan Zainal Abidin, Terengganu, Malaysia cafeteria food handlers

### **Effect of initial total soluble solids and pH on the quality of fermented beverage from green asparagus roots (*Asparagus officinalis* L.)**

Giang, N.T.N., Tan, N.D., Khai, T.V. and Tuyen, V.T.X.

Available Online: 20 JUNE 2024 | [https://doi.org/10.26656/fr.2017.8\(3\).570](https://doi.org/10.26656/fr.2017.8(3).570)

Giang *et al.* evaluated the effect of initial total soluble solids and pH on the quality of fermented beverage from green asparagus roots (*Asparagus officinalis* L.)

### **Development of iron-fortified chocolate milk for preschool children based on sensory acceptability**

Castro, J.A., Changanahui, K., Vargas, S., Neira, E., Espinoza, J.B., Vargas-Morán, J.R., Ludeña-Urquiza, F.E., Alvarado, T.H., Ramos, M., Jordan-Suarez, O.B. and Tuesta, T.

Available Online: 20 JUNE 2024 | [https://doi.org/10.26656/fr.2017.8\(3\).288](https://doi.org/10.26656/fr.2017.8(3).288)

Castro *et al.* developed iron-fortified chocolate milk for preschool children based on sensory acceptability.

### **Effect of *Antigonon leptopus* extract in corn starch-glycerol based film as colorimetric indicator film for monitoring fish freshness**

Ho, P.X.J., Mohd Zin, Z., Portman, K.L., Mamat, H., Rusli, N.D., Scott, D.J. and Zainol, M.

Available Online: 20 JUNE 2024 | [https://doi.org/10.26656/fr.2017.8\(3\).592](https://doi.org/10.26656/fr.2017.8(3).592)

The effect of *Antigonon leptopus* extract in corn starch-glycerol based film as colorimetric indicator film for monitoring fish freshness was studied by Ho *et al.*

### **Kinetics studies on the ascorbic acid extraction from roselle (*Hibiscus sabdariffa*) calyces**

Aneke, N.N., Okonkwo, W.I., Ezeoha, S.L. and Okafor, G.I.

Available Online: 30 JUNE 2024 | [https://doi.org/10.26656/fr.2017.8\(3\).330](https://doi.org/10.26656/fr.2017.8(3).330)

The kinetic studies on the ascorbic acid extraction from roselle (*Hibiscus sabdariffa*) calyces was studied by Aneke *et al.*

**Antifungal properties of *Andrographis paniculata* extracts as potential bio fungicides**

Kalit, S.N.D.M., Zain, W.Z.W.M., Ghazali, A.H., Ramli, N.W., Hamzah, F., Hamid, N.A. and Musa, S.A.N.C.

Available Online: 30 JUNE 2024 | [https://doi.org/10.26656/fr.2017.8\(3\).246](https://doi.org/10.26656/fr.2017.8(3).246)

Kalit *et al.* evaluated the antifungal properties of *Andrographis paniculata* extracts as potential bio fungicides.

**Heavy metals concentrations of traditional herbs consumed in Northwestern zone of Nigeria and associated health risks on humans**

Olaleye, A.A., Adesina, A.J., Momoh, H., Adamu, Y.A., Badamasi, H. and Idowu, O.T.

Available Online: 30 JUNE 2024 | [https://doi.org/10.26656/fr.2017.8\(3\).332](https://doi.org/10.26656/fr.2017.8(3).332)

Olaleye *et al.* studied the heavy metals concentrations of traditional herbs consumed in Northwestern zone of Nigeria and its effects on human health.

**Antioxidant and antibacterial activity of nutgrass tuber (*Cyperus rotundus* L.) on extraction with different solvent polarity and particle sizes**

Dewi, K.P., Gunam, I.B.W. and Wijaya, I.M.M.

Available Online: 30 JUNE 2024 | [https://doi.org/10.26656/fr.2017.8\(3\).261](https://doi.org/10.26656/fr.2017.8(3).261)

Dewi *et al.* evaluated the antioxidant and antibacterial activity as well the particle size of nutgrass tuber (*Cyperus rotundus* L.) extracted with different solvents.

**VOL. 8 | ISSUE 2****VOL. 8 | SUPPLEMENTARY 1**

COPYRIGHT © 2016 - 2024 RYNNYE LYAN RESOURCES



---

[VIEW ARTICLES](#)

[ISSUES](#)

[ABOUT](#)

[FOR AUTHORS](#)

[FOR REFEREES](#)

---

# EDITORIAL BOARD

## Chief Editor

**Son Radu**

Malaysia

## Editor

**Vivian New Chia Yeung**

Malaysia

## Assistant Editor

**Kimberley Rinai**

Malaysia

## Associate Editors

**Prem Narayan Paudel**

Kathmandu University  
Nepal

## Associate Editors

**Borarin Buntong**

Royal University of Agriculture  
Cambodia

## Associate Editors

**Yoshitsugu Nakaguchi**

Ishikawa Prefectural University  
Japan

## Nasreldin Elhadi

University of Dammam  
Saudi Arabia

## Dwaipayan Sikdar

University of Chittagong  
Bangladesh

## Rungsinee Sothornvit

Kasetsart University,  
Thailand

## Nikos Tzortzakos

Cyprus University of Technology

## Saisamorn Lumyong

Chiang Mai University

## Ekachai Chukeatirote

Mae Fah Luang University

Cyprus

**Pin Kar Yong**

Forest Research Institute  
Malaysia (FRIM)  
Malaysia

**Chim Chay**

University of Agriculture  
Cambodia

**Le Van Viet Man**

Ho Chi Minh City University of  
Technology  
Viet Nam

**Oscar Herrera-Calderon**

Universidad Nacional Mayor de  
San Marcos  
Peru

**Hasmadi Mamat**

University Malaysia Sabah  
Malaysia

**Regiane Ribeiro dos Santos**

Federal Rural University of Rio de  
Janeiro  
Brazil

**Koh Soo Peng**

Malaysian Agricultural Research  
and Development Institute  
(MARDI)  
Malaysia

**Dinko Hristov Dinko**

Trakia University

Thailand

**Hanifah Nuryani Lioe**

Bogor Agricultural University  
Indonesia

**Michelle Galindo de Oliveira**

Federal University of  
Pernambuco  
Brazil

**Alper Sener**

Onzekiz Mart University  
Turkey

**Angelo Maria Giuffrè**

Mediterranea University of  
Reggio Calabria  
Italy

**Javier Garcia-Lomillo**

University of Burgos  
Spain

**Laura Marcela Zárate Polanco**

National University of Colombia-  
Bogotá  
Colombia

**Swapan K. Banerjee**

HPFB Health Canada,  
Canada

**Adel Abu Bakr Abd El-Hamid****Shatta**

Suez Canal University  
Egypt

Thailand

**Saroat Rawdkuen**

Mae Fah Luang University  
Thailand

**Giovanna Giacalone**

Università di Torino  
Italy

**Lorina Acilo Galvez**

Visayas State University  
Philippines

**Sergio Soto Simental**

Universidad Autónoma del  
Estado de Hidalgo  
Mexico

**Fernando Cebola Lidon**

Universidade Nova de Lisboa  
Portugal

**Linda Lim Biaw Leng**

Universiti Brunei Darussalam  
Brunei Darussalam

**J.M. Krishanti Jayarukshi Kurr  
Premarathne**

Wayamba University of Sri Lanka  
Sri Lanka

**Katherine Ann T. Castillo-Isra**

University of the Philippines L  
Banos  
Philippines

**Steve Flint**

Bulgaria

**Giuseppe Sortino**

University of Palermo

Italy

**Iddya Karunsagar**

Nitte University


India

Massey University

New Zealand

---

COPYRIGHT © 2016 - 2024 RYNNYE LYAN RESOURCES

[VIEW ARTICLES](#)[ISSUES](#)[ABOUT](#)[FOR AUTHORS](#)[FOR REFEREES](#)

### View Editorial Board

eISSN: 2550-2166

[SUBMIT YOUR MANUSCRIPT](#)[PEER REVIEW PROCESS](#)

## Food Research



### Aim and Scope

Food Research is an **Open Access journal** that publishes reviews, original research articles and short communications focusing on **food science and technology, food service management, nutrition, nutraceuticals, food innovation, and agriculture food science.**

The Journal welcomes papers within the intended scope as follows:

- Food science and food chemistry
- Food technology, food processing, and food engineering
- Food safety and quality - microbiological and chemical
- Sensory, habits, consumer behaviour/practice and preference
- Nutrition and Dietetics
- Nutraceuticals and functional food
- Food service management
- Food trends, innovation and business
- Post-harvest and agribusiness
- Food security
- Food packaging

Studies should be of general interest to the international community of food researchers.






- Scopus
- EuroPub
- CAS
- i-journals
- i-focus
- Index Copernicus International
- Directory of Open Access Journal (DOAJ)
- Directory of Open Access Scholarly Resources (ROAD)
- Scholarsteer
- Malaysian Citation Index (MYCITE)
- Directory of Research Journal Indexing (DRJI)
- J-Gate
- Bielefeld Academic Search Engine (BASE)
- Google
- Asean Citation Index
- Jouroscope



1.5 <sup>2022</sup>  
CiteScore  
32nd percentile  
Powered by **Scopus**



### Latest Issues

**June 2024** *In progress*

Volume 8, Issue 3

**April 2024**

Volume 8, Issue 2

**February 2024**

Volume 8, Issue 1

### View Issues

**Special Issue: 1st International Conference of Health and Nutrition 2022**

Volume 7, Supplementary 5

**Special Issue: Development of Mushrooms as Sustainable Superfoods of the Future 2022 (DOMASSOF 2022)**

Volume 7, Supplementary 4

**Special Issue: 4th International Conference on Food Science and Engineering (ICFSE) 2022**

Volume 8, Supplementary 2

**Special Issue: 3rd International Conference on Chemical Process and Product Engineering (ICCPPE) 2022**

Volume 8, Supplementary 1

**December 2023**

Volume 7, Issue 6

**October 2023**

Volume 7, Issue 5

**August 2023**

Volume 7, Issue 4

# Article In Press

VIEW MORE

The effect of dietary antioxidant on lung function in pedicab during the COVID-19 pandemic

Lorensia, A., Suryadinata, R.V. and Abdillah, M.I.

The addition of *Citrus aurantium* leaves and tomato pomace in the diet of Awassi ewes and the impact on milk composition and matured cheese

Saadi, A.M., Jafar, N.B. and Hamid, R.A.

Consistent effect of Nile tilapia (*Oreochromis niloticus*) fortification in biscuit on nutritional composition, consumer perception and shelf life properties

Settapramote, N., Kawee-ai, A., Niyomsri, P., Koyram, W. and Phungam, N.

Application of direct PCR technique using specified mitochondrial DNA-encoded ND4 and D-Loop genes on detecting pork DNA in processed meat products

Kusnadi, J., Natsir, R.F. and Al Awwaly, K.U.



Food Research is an **OPEN ACCESS** journal that adheres to the Budapest Open Access Initiative (BOAI) definition of open access. All articles published in Food Research is freely available online and users have the right to read, download, copy, distribute, print, search, or link to the full texts of these articles.



This work is licensed under a Creative Commons Attribution 4.0 International License.

## Food Research

[View Articles](#)

[Author Guidelines](#)

[Be a Reviewer](#)

[Submit Your Manuscript](#)

[Contact Us](#)

[Peer Review Process](#)



# Food Research

COUNTRY	SUBJECT AREA AND CATEGORY	PUBLISHER	H-INDEX
Malaysia	Agricultural and Biological Sciences Food Science	Rynnye Lyan Resources	20
<div><div></div><div>Universities and research institutions in Malaysia</div></div> <div><div></div><div>Media Ranking in Malaysia</div></div>			
PUBLICATION TYPE	ISSN	COVERAGE	INFORMATION
Journals	25502166	2017-2023	<div><a href="#">Homepage</a></div> <div><a href="#">How to publish in this journal</a></div> <div><a href="mailto:foodresearch.my@outlook.com">foodresearch.my@outlook.com</a></div>

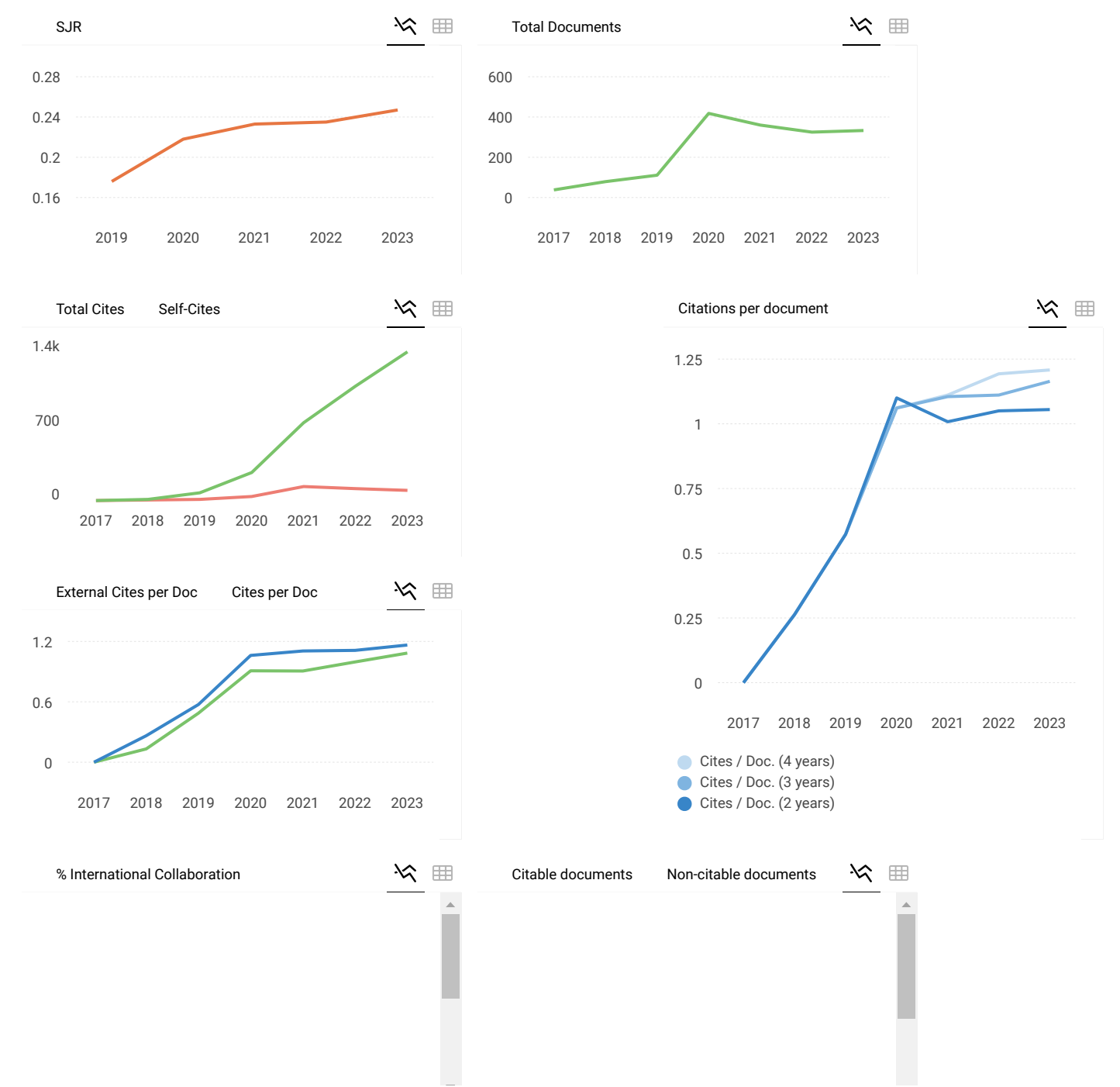
**SCOPE**

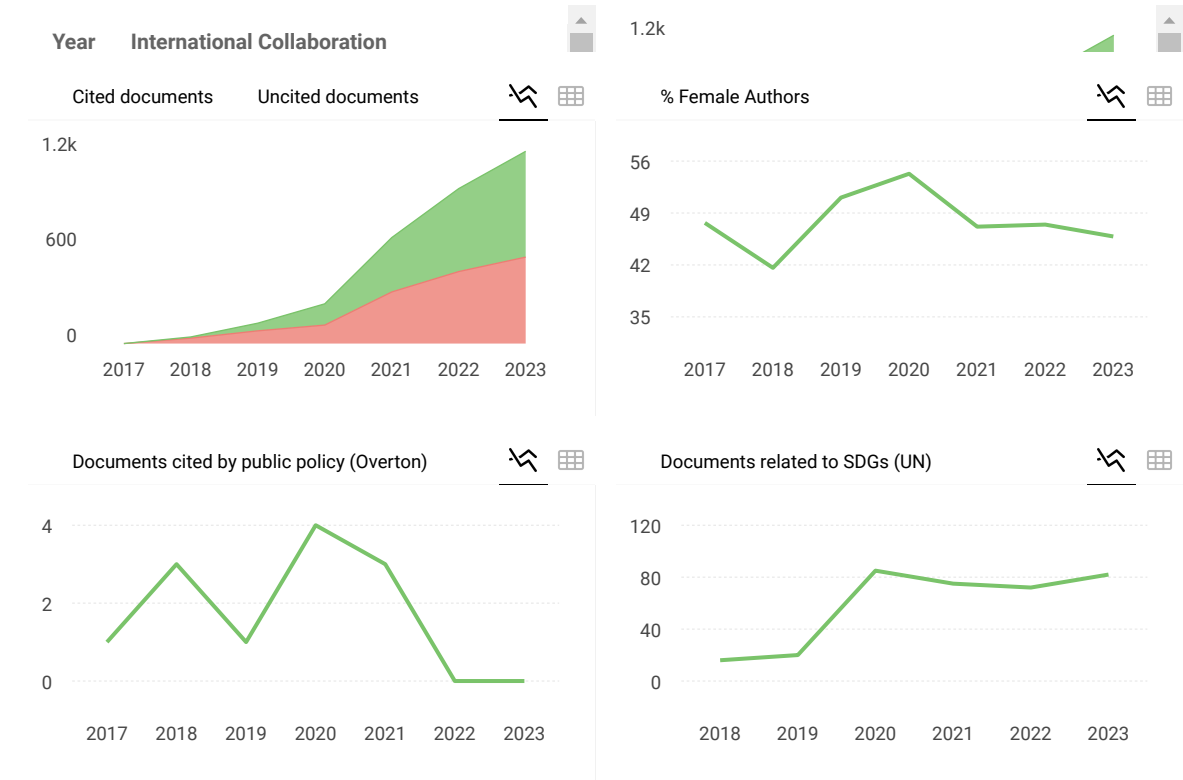
Food Research welcomes submissions that are relevant to food science and technology, food service management, nutrition, nutraceuticals, food innovation and agriculture food science. Manuscript types accepted are reviews, short reviews, original research articles and short communications that discusses on the current research and scientific views of the following scope: Food science and food chemistry; Food technology, food processing, and food engineering; Food safety and quality – microbiological and chemical; Sensory, habits, consumer behaviour/practice and preference; Nutrition and dietetics; Nutraceuticals and functional food/ingredients; Food service management; Food trends, innovation and business; Post-harvest and agribusiness; Food security; Food packaging.

 Join the conversation about this journal

FIND SIMILAR JOURNALS ?

1 International Food Research Journal MYS  89% similarity	2 Food Science and Nutrition GBR  82% similarity	3 Carpathian Journal of Food Science and Technology ROU  79% similarity	4 International Science EGY  7 si
--	---	--	--





Food Research

Q3

Food Science

best quartile

SJR 2023

0.25

powered by scimagojr.com

← Show this widget in your own website

Just copy the code below and paste within your html code:

<a href="https://www.scimaç

SCImago Graphica

Explore, visually communicate and make sense of data with our new data visualization tool.

Metrics based on Scopus® data as of March 2024

Loading comments...

Developed by:

SCImago

Powered by:

Follow us on @ScimagoJR

Scimago Lab, Copyright 2007-2024. Data Source: Scopus®



[Legal Notice](#)

[Privacy Policy](#)

---

# The effect of dietary antioxidant on lung function in pedicab during the COVID-19 pandemic

*by* Amelia Lorensia

---

**Submission date:** 10-Jun-2025 03:29PM (UTC+0700)

**Submission ID:** 2696128663

**File name:** The\_effect\_of\_dietary\_antioxidant.pdf (384.55K)

**Word count:** 8090

**Character count:** 41850



# The effect of dietary antioxidant on lung function in pedicab during the COVID-19 pandemic

## ORIGINALITY REPORT

19%	17%	13%	3%
SIMILARITY INDEX	INTERNET SOURCES	PUBLICATIONS	STUDENT PAPERS

## PRIMARY SOURCES

1	<a href="http://journal.unhas.ac.id">journal.unhas.ac.id</a> Internet Source	5%
2	<a href="http://www.ncbi.nlm.nih.gov">www.ncbi.nlm.nih.gov</a> Internet Source	3%
3	<a href="http://ascpt.onlinelibrary.wiley.com">ascpt.onlinelibrary.wiley.com</a> Internet Source	2%
4	<a href="http://www.researchgate.net">www.researchgate.net</a> Internet Source	2%
5	Armelia Sari Widyarman, Muhammad Ihsan Rizal, Moehammad Orliando Roeslan, Carolina Damayanti Marpaung. "Quality Improvement in Dental and Medical Knowledge, Research, Skills and Ethics Facing Global Challenges", CRC Press, 2024 Publication	1%
6	<a href="http://ejournal.unisba.ac.id">ejournal.unisba.ac.id</a> Internet Source	1%
7	Submitted to SDM Universitas Gadjah Mada Student Paper	1%
8	<a href="http://pubmed.ncbi.nlm.nih.gov">pubmed.ncbi.nlm.nih.gov</a> Internet Source	1%
9	<a href="http://link.springer.com">link.springer.com</a> Internet Source	1%
10	<a href="http://medicalcopd.blogspot.com">medicalcopd.blogspot.com</a> Internet Source	1%
11	<a href="http://doaj.org">doaj.org</a> Internet Source	1%

12

[eprints.bbg.ac.id](http://eprints.bbg.ac.id)

Internet Source

1 %

13

A.W. Boots, G.R.M.M. Haenen, A. Bast.  
"Oxidant metabolism in chronic obstructive  
pulmonary disease", European Respiratory  
Journal, 2003

Publication

1 %

14

Sung Yong Lee, Eun Joo Kang, Gyu Young Hur,  
Ki Hwan Jung et al. "Peroxisome proliferator-  
activated receptor- $\gamma$  inhibits cigarette smoke  
solution-induced mucin production in human  
airway epithelial (NCI-H292) cells", American  
Journal of Physiology-Lung Cellular and  
Molecular Physiology, 2006

Publication

1 %

15

Antonis Zampelas, Renata Micha.  
"Antioxidants in Health and Disease", CRC  
Press, 2015

Publication

1 %

Exclude quotes On

Exclude matches < 1%

Exclude bibliography On

## The effect of dietary antioxidant on lung function in pedicab during the COVID-19 pandemic

<sup>1,\*</sup>Lorensia, A., <sup>2</sup>Suryadinata, R.V. and <sup>1</sup>Abdillah, M.I.

<sup>1</sup> Pharmacy Faculty, Universitas Surabaya, Jl. Raya Kalirungkut, 60293 Indonesia

<sup>2</sup>Medical Faculty, Universitas Surabaya, Jl. Raya Kalirungkut, 60293 Indonesia

### Article history:

Received: 9 May 2022

Received in revised form: 7 July 2022

Accepted: 12 February 2023

Available Online: 26 May 2024

### Keywords:

FEV1/FVC,  
Pedicab driver,  
Vitamin A/C/E,  
24-hour recall

### DOI:

[https://doi.org/10.26656/fr.2017.8\(3\).250](https://doi.org/10.26656/fr.2017.8(3).250)

### Abstract

Rickshaw drivers have a high risk of respiratory disease, especially in the COVID-19 pandemic which is very risky to the respiratory system. The purpose was to determine the effect of antioxidant intake in food on the lung function of pedicab drivers in Surabaya. This study was a cross-sectional design, in May-July 2019. The variables of this study were lung function value and intake of foods containing antioxidants (vitamins A, C, and E). The research respondents were pedicab drivers in the Surabaya area. The method used a structured interview method, used the 24-hour recall method. The chi-square test was used to determine whether there was a difference between the value of lung function and the classification of intake of vitamins A, C, and E. The respondents of this study were 62 people with decreased lung function, and 62 people without decreased lung function. There were only 6 respondents who had vitamin A intake per day, while as many as 108 respondents had less level of vitamin A intake per day (87.10%). While the intake of vitamins C and E was still at a lower level in all respondents (100%). The average intake of vitamins A, D, and E on holidays was higher than on weekdays. Vitamin A intake has been shown to affect lung function. There was a significant relationship between dietary vitamin A intake and lung function in FEV1/FVC value. In addition, further research is needed to determine other dietary factors and other lifestyles to be able to maintain the quality of lung health for pedicab drivers.

### 1. Introduction

Surabaya is the second largest city in Indonesia. The increase in the volume of vehicles which is quite high every year not only causes a positive impact but also has a negative impact on the community, namely an increase in exhaust emissions produced by these motorized vehicles. The exhaust gas emissions produced are incomplete combustion residues and contain substances that are harmful to the human body (Surya *et al.*, 2020; Santoso *et al.*, 2020). Air pollution is one of the main factors causing respiratory diseases such as acute respiratory infections, asthma, bronchitis, lung cancer and chronic obstructive pulmonary disease (COPD) (Kim *et al.*, 2018). Air pollution can cause inflammation of the respiratory tract epithelium which cells will release cytokines (neutrophils, macrophages, lymphocytes, leukotrienes, interleukins) which can cause muscle weakness, weight loss, and normal endogenous antiprotease inhibition. Inflammation of the patient's airways can be amplified by chronic irritation from inhaled air and cigarette smoke (Chakraborti *et al.*,

2017). People who do daily activities on the highway have a higher risk of feeling the negative impact of air pollution, such as motorcyclists, especially people who work around highways (Carlsten *et al.*, 2020; Manisalidis *et al.*, 2020), like pedicab drivers.

Continuous exposure to air pollution due to the work of pedicab drivers causes a decrease in lung function. This is due to the high levels of free radicals from exposure that cause increased inflammatory reactions in the respiratory organs. Free radicals are reactive oxygen compounds which are compounds with unpaired electrons. The compound or atom tries to reach a stable state by attracting other electrons to form new radicals. Molecules that contain one or more unpaired electrons and thus impart reactivity to molecules are called free radicals (Petersen *et al.*, 2018; Di-Meo and Venditti, 2020). Neutrophils and macrophages that are inhaled and enter the lung tissue have an important role in the production process of reactive oxygen species (ROS), in addition to induced nitric oxide (NO). ROS are responsible for oxidative damage to cellular proteins,

\*Corresponding author.

Email: [amelia.lorensia@gmail.com](mailto:amelia.lorensia@gmail.com); [amelia.lorensia@staff.ubaya.ac.id](mailto:amelia.lorensia@staff.ubaya.ac.id)

lipids, DNA and carbohydrates (Phaniendra et al., 2015). Oxidative stress is a phenomenon caused by an imbalance between the production and accumulation of ROS in cells and tissues and the ability of a biological system to detoxify these reactive products (Pizzino et al., 2017). Oxidative stress causes a variety of pathological conditions and diseases, including cancer, neurological disorders, atherosclerosis, hypertension, ischemia or perfusion, diabetes, acute respiratory distress syndrome, idiopathic pulmonary fibrosis, chronic obstructive pulmonary disease (COPD), and asthma (Thimmulappa et al., 2019; Riou et al., 2020).

Cigarette smoke is one of the risk factors that are quite influential in causing respiratory symptoms and impaired lung function (Gibbs et al., 2016). Cigarette smoke is also one of the largest sources of exogenous free radicals (Goel et al., 2018). Pedicab drivers tend to have a low economic level and smoking is a social habit that is often carried out by pedicab drivers who are very at risk of developing pulmonary function disorders (Lorensia, Suryadinata, Istiqomah et al., 2021).

Antioxidants or reducing agents function to prevent oxidation or neutralize compounds that have been oxidized, by donating hydrogen and/or electrons which they can act as compounds that can delay, slow down and prevent cell damage (Tan et al., 2018; Sharifi-Rad et al., 2020). Antioxidants will neutralize free radicals which no longer have the ability to take electrons from cells and DNA (Phaniendra et al., 2015; Liguori et al., 2018). In addition to providing nutritional supplements such as vitamins, minerals, and antioxidants in patients with pulmonary function disorders, consuming foods that contain high antioxidants such as vegetables and fruits will benefit patients with acute and chronic respiratory disorders (Liu et al., 2018; Dhalaria et al., 2020). Antioxidants prevent oxidative processes, by impeding radical species generation. It has been proved that vitamin intake lowers oxidative stress markers, alleviates cytokine storm and has a potential role in reducing disease severity, by lowering pro-inflammatory cytokines, hampering hyperinflammation and organ failure. The lack of balance between the generation of reactive oxygen/nitrogen species and the organism's endogenous ability to counteract them is the source involved in the same pathologies that favor a critical outcome in COVID-19, and these include cardiovascular disease and diabetes mellitus type 2 (Pisoschi et al., 2022).

Exposure to air and tobacco smoke increases the risk of COPD, where smoking is the most common cause of COPD. Patients with chronic lung disease have a higher prevalence of coronary ischemia and other factors that put them at higher risk for COVID-19-related

complications. Several observational and case-control studies have confirmed a higher prevalence of cardiovascular disease in COPD patients than in the general population, possibly due to shared risk factors or associated pathogenic mechanisms. Despite major differences in studies evaluating the association between COPD and cardiovascular disease, COPD patients undoubtedly have a higher prevalence of coronary ischemia and other risk factors that may worsen the prognosis of COVID-19. Compared with non-COPD individuals, COPD patients with COVID-19 exhibit a much poorer disease prognosis, as evaluated by hospitalization and mortality. Patients with COPD and COVID-19 had more comorbidities than non-COPD patients. COPD patients with COVID-19 show higher rates of hospitalization and death, mainly related to pneumonia (Graziani et al., 2020).

A strong immune system can help increase the body's resistance, thereby reducing risk in the midst of the COVID-19 pandemic (Woods et al., 2020). Chronic lung diseases such as COPD and asthma are particularly at risk of developing serious conditions if infected with COVID-19 (Daccord et al., 2020; Wang et al., 2020; Leung et al., 2020). Chronic lung diseases (COPD, asthma, pulmonary fibrosis and lung cancer) are at high risk of developing serious conditions if infected with COVID-19. Patients with severe and/or uncontrolled asthma/COPD are at higher risk for more severe infections (Woods et al., 2020).

Pedicab drivers are also classified as low-income groups, which causes their daily food intake to sometimes be insufficient. Thus making daily protein intake also reduced, protein intake is very important in COPD. Where protein can improve the performance of respiratory muscles and improve immune function. There was a significant difference between daily food protein intake in the pedicab rickshaw driver group with pulmonary function (Lorensia, Suryadinata and Sidabutar, 2021).

This study aimed to determine the profile of the intake of antioxidant content in the food consumed daily by pedicab drivers around East Surabaya. The results of this study can later be used as a consideration in making educational programs. The intake of antioxidants in the diet can be measured by the 24-hour recall method. The 24-hour recall method is carried out to determine food consumption quantitatively by checking for several times or several days which it can provide an overview of the actual food consumed (Minich, 2019; Goni and Hernandez-Galiot, 2019). The 24-hour recall method was used because this method is quite easy to do, only provides a minimal burden on respondents, and only requires a relatively short time for one interview, which

is 20-30 minutes (Wark *et al.*, 2018; Santoso *et al.*, 2020). Research conducted by Pratiwi *et al.* (2018). in analyzing the level of antioxidant intake in the form of vitamins C and E, these vitamins also widely contained in foods and can affect lung function in smokers and non-smokers. There were differences in vitamin C and E intake, the lung function of smokers and non-smokers; and the influence of Vitamin C and E intake towards lung function. The purpose was to determine the effect of antioxidant intake in food on lung function in pedicab drivers in Surabaya. Lung function measurements can be done with a spirometer on the spirometry method and a peak flow meter. Spirometry was the most objective method and can be done repeatedly measuring airflow limits. Spirometry measured the volume of air that is forcibly exhaled from the point of maximum inspiration (forced vital capacity, FVC), the volume of air exhaled during the first second (forced expiratory volume in one second, FEV1) and the FEV1/FVC ratio (Johns *et al.*, 2014; Haynes, 2018; Global Initiative for Chronic Obstructive Lung Disease, 2021).

## 2. Materials and methods

### 2.1 Research design

This study was a cross-sectional design. This research material was in the form of information from respondents by means of direct question and answer (interviews) between the interviewer and the respondent. The time of data collection was in May-July 2019. The pedicab drivers were people who used energy to run public transportation such as non-motorized bicycles, which have three wheels, a lid (the lid can be opened), one saddle in the back, and a seat for passengers in the front. This study fulfilled the ethical test No. 011/KE/III/2018 from Universitas Surabaya.

### 2.2 Research variable

The variables of this study were lung function value and intake of foods containing antioxidants (vitamins A, C, and E). Measurement of lung function using the value of the FEV1/FVC ratio. If the FEV1/FVC value was <70%, it means there was impaired parietal function. On the other hand, if the FEV1/FVC ratio was >70%, it means that there was no lung function disorder. The lung function value in this study was if the FEV1/FVC ratio was <70% in the measurement of lung function by spirometry (Global Initiative for Chronic Obstructive Lung Disease, 2021). Food intake is the amount or amount of food, singly or in various types, consumed by a person or group of people with the aim of meeting physiological, psychological, and sociological needs. The intake of foods that contain antioxidants is the

amount of food consumed by a person or group of people that contains a number of antioxidants. The way to measure antioxidant intake was the 24-hour recall method. Vitamin A, C, and E intake was the amount of vitamin A content from food sources of vitamin E consumed on average per day, expressed in mg units (Regulation of the Minister of Health of the Republic of Indonesia, 2013).

### 2.3 Population and research sample

The population were pedicab drivers in the Surabaya area. The desired sample to take part in this study was a pedicab driver in Surabaya who meets the following criteria: (1) Smoker, someone who has smoked at least a hundred cigarettes during his lifetime and who currently still smokes (Jamal *et al.*, 2018); (2) Male gender; (3) Age 18-60 years; (4) Minimum working period of 5 years; (5) there was no medical history that has been confirmed by a doctor; (6) Not doing a special diet; and (7) No disease affecting appetite or eating patterns (e.g. gastritis and toothache). The sampling technique used was purposive and consecutive sampling.

### 2.4 Data collection

The method used a structured interview method for a week. Data collection on antioxidant intake in food used the 24-hour recall method as an interview guide for measuring food consumption in the preparation of interview questions. The 24-hour recall method was used to determine the food and beverages consumed during the previous 24 hours, by checking for several times or several days and can provide an overview of the actual consumption of the respondents being examined. The 24-hour recall method was carried out three times but not consecutively, namely twice on weekdays and once on holidays.

The data collected in the form of household size were processed to obtain data in the form of calorie intake using the Nutrisurvey program. Measurement of antioxidant intake (1<sup>st</sup>, 2<sup>nd</sup>, and 3<sup>rd</sup>). Data collection of antioxidant intake in food was carried out using the 24-hour recall method as an interview guide for measuring food consumption in preparing interview questions. The 24-hour recall method was used to determine the food and drink consumed during the previous 24 hours, by examining it several times or several days and it can provide an overview of the actual consumption of the examined respondents. The 24-hour recall method was carried out three times but not consecutive times, namely two times on weekdays and one holiday because this scheme can describe the variability of calorie and nutrient intake. The first meeting was held on a weekday. The second meeting was held on the next working day

with an interval of at least two days from the first meeting. The third meeting was held on Sundays or holidays which were at least two days apart from the second meeting. In the 24-hour recall method, questions were asked about all food and drinks consumed in the past 24 hours, including portion sizes with the help of a photo of household sizes, such as spoons, plates, cups, or other sizes commonly used daily as shown in the Food Photo Book (Regulation of the Minister of Health of the Republic of Indonesia, 2013), then the results were equalized to the average daily intake. The data collected in the form of household sizes would be processed to obtain data in the form of calorie intake using the program Nutrisurvey. Nutrisurvey is a powerful software for analyzing food nutrients from a menu or consumption survey.

The pulmonary function test of responder<sup>1</sup> using the spirometry method was carried out, where the respondents would later be divided into two groups, namely "without decreasing lung function disorders group" (FEV1/FVC $\geq$ 70%) and "with decreasing lung function disorders group" (FEV1/FVC<70%). In this study, a validated handheld spirometer was used with the brand Contec Handheld SP10 Spirometer. When using a handheld spirometer, age, gender, weight and height were included. The assessment was carried out by a clinician who is an expert in measuring lung function with spirometry.

<sup>1</sup> In the 24-hour recall method, everyone was asked about food and drinks consumed in the past 24 hours, including portion sizes with the help of a household size photo, such as spoons, plates, glasses, or other sizes commonly used daily as listed in the Food Photo Book (Regulation of the Minister of Health of the Republic of Indonesia, 2014; Hotz and Abdelrahman<sup>1</sup> 2019), then the results were equated to the average daily intake. The data obtained in this study are primary data obtained directly from the research subjects through direct dialogue (interviews). The steps for collecting data using the 24-hour recall method were by asking respondents about what time they last consumed food or drinks at the time the recall was carried out. Then the respondents were asked about the food and drink consumed during the previous 24 hours starting from the time they last consumed food and drink at the time the recall was

carried out. The Food Photo Book (Osadchiy et al., 2020), was shown to respondents to ask about the portion of food and drink consumed.

## 2.5 Data analysis

The ordinal scale data was tested using the chi-square test and the ratio scale data with the Kolmogorov-Smirnov normality test which was then followed by an independent t-test to see differences in dietary vitamin A, C, and E intake from food in both groups. The chi-square test was said to be significantly different if the p-value was <0.05. The data were also tested with the Spearman test to see the relationship between dietary vitamin A, C, and E intake from food and lung function in a pedicab in Surabaya.

## 3. Results

### 3.1 Research implementation

In total, 112 pedicab drivers were asked for approval to conduct an interview process related to the disturbance of the food profile that has been consumed previously. However, only 101 pedicab drivers were analyzed because 2 pedicab drivers' data were incomplete as they left during the interview, 7 pedicab drivers did not want to be interviewed because their time did not want to be disturbed, 3 pedicab drivers did not meet the inclusion characteristics.

### 3.2 Characteristics of research respondents

Most of the respondents have an age range of 56-65 years (late elderly) as many as 109 respondents (87.90%). Most of the respondents' BMI was normal (71.29%) (Table 1).

### 3.3 Food intake contains vitamin A with 24-hour recall

In this study, food data was obtained through interviews using a 24-hour recall questionnaire. The results of vitamin A intake were grouped into adequate (>600 µg/day) and less (<600 µg/day) categories. The types of foods containing vitamin A that was consumed by the respondents the most per day were: chili sauce (26,240.40 µg), chicken liver (10,192.50 µg), fried eggs (5,522.20 µg), omelet (1,740.00 µg), and fried chicken meat (1,370.80 µg) (Table 2).

Table 1. Characteristics of respondents

Characteristics of Respondents		without decreasing lung function		with decreasing lung function	
		Frequency	Percentage (%)	Frequency	Percentage (%)
Age (years)	Early elderly (46-55 years)	3	8.33	10	16.12
	Late elderly (56-65 years)	57	91.93	52	83.87
BMI (kg/m <sup>2</sup> )	Normal (18.50-22.90)	62	100	57	91.93
	Overweight (23.00-24.90)	0	0	5	8.06



Table 2. Profile of types of foods containing vitamins A, C, and E

Food material	Average intake per day		
	Vitamin A (µg)	Vitamin C (mg)	Vitamin E (mg)
Chilli sauce	26,240.40*	0.00	472.80*
Chicken's liver	10,192.50*	0.00	20.70
Fried egg	5,522.20*	61.00*	0.00
Omelet	1,740.00*	20.00*	0.00
Fried chicken	1,370.80*	0.00	0.00
Fried tempe	38.00	71.00*	0.00
Fried rice	415.00	41.50*	0.00
Vegetable lodeh	904.00	22.60*	146.80*
Stir-fried kale	1094.40	7.60	91.20*
Tamarind vegetable soup	544.00	13.60	88.50*
Fried bananas	48.00	8.00	48.00*

\* the biggest 5 types of food ingredients

### 3.4 Food intake contains vitamin A with 24-hour recall

The results of vitamin C intake were grouped into adequate (>90 mg/day) and less (<90 mg/day) categories. The types of foods that contain vitamin C that were most consumed by respondents per day include fried tempeh (71.00 mg), fried eggs (61.00 mg), fried rice (41.50 mg), vegetable lodeh (22.60 mg), and omelette (20.00 mg) (Table 2).

### 3.5 Food intake contains vitamin A with a 24-hour recall

The results of vitamin E intake were grouped into adequate (>15 mg/day) and less (<15 mg/day) categories. The types of foods that contain vitamin E that were consumed by respondents the most per day include chili sauce (472.80 mg), vegetable lodeh (146.80 mg), stir-fried kangkung belu (91.20 mg), tamarind vegetable (88.50 mg), and fried bananas (48.00 mg) (Table 2).

Based on Table 3 shows that there were only 6 respondents who had vitamin A intake per day, while as many as 108 respondents had less level of vitamin A

intake per day (87.10%). While the intake of vitamins C and E was still at a lower level in all respondents (100%). The average intake of vitamins A, D, and E on holidays was higher than on weekdays.

### 3.6 Cross tabulation between lung function values and intake of vitamins A, C, and E

The results of the different tests of vitamin A intake in food showed that there was a significant difference between the intake of vitamin A between the groups with and without decreased lung function (P-value = 0.000). Meanwhile, the data on vitamin D and E intake in food could not be tested statistically because none of the respondents had adequate levels of intake (Table 4).

The non-parametric analysis used was Mann-Whitney because the distribution of data from the dietary vitamin A intake variable with P-value = 0.00 (<0.05), meaning that the data to be tested had a significant difference from the standard normal data, meaning that the data was not normal. The difference between dietary vitamin A intake without and with decreasing lung

Table 3. Profile of vitamins A, C, and E intake in respondents of pedicab drivers.

		Vitamin A		Vitamin C		Vitamin E	
Category:		Adequate	Less	Adequate	Less	Adequate	Less
Frequency:		16.00	108.00	0.00	124.00	0.00	124.00
Recall 1 (weekdays):	Average	1539.40	208.52	0.00	5.49	0.00	1.37
	Minimum	261.40	0.00	0.00	0.00	0.00	0.00
	Maximum	3404.30	864.90	0.00	25.10	0.00	4.50
Recall 2 (weekdays):	Average	933.63	213.13	0.00	5.33	0.00	1.72
	Minimum	29.60	0.00	0.00	0.00	0.00	0.00
	Maximum	3511.00	724.45	0.00	22.00	0.00	6.50
Recall 3 (holiday):	Average	1636.50	179.50	0.00	5.50	0.00	189.40
	Minimum	420.70	0.00	0.00	0.00	0.00	0.00
	Maximum	3843.50	902.00	0.00	26.30	0.00	7.40
Total:	Average	1236.53	210.83	0.00	5.41	0.00	1.54
	Minimum	600.30	0.00	0.00	0.00	0.00	0.00
	Maximum	1886.20	544.08	0.00	15.32	0.00	4.40

Table 4. Cross tabulation between lung function values and intake of vitamins A, C, and E.

Antioxidant classification (Vitamin A, C, and E)		Number of Respondents (n = 124)		P-value*
		without decreasing lung function disorders group (n = 62)	with decreasing lung function disorders group (n = 62)	
Nutritional Adequacy Rate of Vitamin A	Adequate (>600 mcg/day)	10	6	0.000
	Less (<600 mcg/day)	52	56	
Nutritional Adequacy Rate of Vitamin C	Adequate (>90 mg/day)	0	0	-
	Less (<90 mg/day)	62	62	
Nutritional Adequacy Rate of Vitamin E	Adequate (>15 mg/day)	0	0	-
	Less (<15 mg/day)	62	62	

\* P-value of the Chi-Square test was <0.05, which means that there was difference between without and with decreasing lung function disorder groups

function disorders group, the result was a Sig value of 0.001 (<0.05) which meant that there was a significant difference between dietary vitamin A intake without decreasing lung function disorders and with decreasing lung function disorders group.

Spearman's non-parametric correlation analysis was used because the dietary vitamin A intake and lung function were not normally distributed. The Correlation Coefficient value was 0.01<sup>13</sup> which indicated that there was a strong correlation between dietary vitamin A intake and lung function in the without and with decreasing lung function disorders group. Value of Sig. showed a value of <0.05, which was 0.048 which indicated that there was a significant relationship between the value of dietary vitamin A intake and the value of FEV1/FVC in the without and with decreasing lung function disorders group.

#### 4. Discussion

The 24-hour recall method used a retrospective research design, where respondents were interviewed about the food and beverages consumed during the previous day or 24 hours. Smokers were chosen to make it easier to find respondents because most smokers were people who worked as farmers/fishers/laborers (Liu *et al.*, 2015). Smoking can induce oxidative load by disrupting the balance of oxidants and antioxidants that can cause cell damage in the lungs. Oxidative stress caused by smoking can cause damage to the alveolar walls leading to airway enlargement, increased pro-inflammatory cytokines, apoptosis, and lung injury (Strzelak *et al.*, 2018). Smoking can also cause an accelerated decline in lung function due to the inflammatory process induced by cigarette smoke. Cigarette smoke can interfere with and inhibit the normal function of epithelial cells in the respiratory tract by various mechanisms, such as decreased levels of exhaled NO, increased proinflammatory cytokines, and inhibition of airway repair processes. Exposure to cigarette smoke can also activate an inflammatory cascade in the airway

epithelium, producing a number of potent cytokines and chemokines, which can lead to damage to the lung epithelium, increased permeability, and recruitment of airway macrophages and neutrophils (Strzelak *et al.*, 2018; Hikichi *et al.*, 2019).

Nicotine acts on cholinergic nicotinic receptors in the brain and autonomic nerves. Nicotine binds to nicotinic receptors to open ion channels, leading to the influx of sodium and calcium, and causing increased release of various neurotransmitters, such as systemic catecholamines and dopamine, norepinephrine, serotonin, acetylcholine, glutamate, -aminobutyric acid, and other neurotransmitters in the central nervous system. The release of hormones such as dopamine, norepinephrine, serotonin, and -aminobutyric acid by the central nervous system affects the brain to suppress and increase metabolic rate. Nicotine has several potential effects on the regulation of food and energy expenditure in the central nervous system. Regulation of eating behavior and metabolic rate is carried out by the brain in the hypothalamus, which integrates peripheral signals of satiety and adiposity as well as motivational and emotional influences. Leptin released from adipose tissue is proportional to the amount of adipose and acts centrally to suppress food intake and increase metabolic rate. Nicotine can enhance the effects of leptin on the brain by increasing leptin binding or increasing the sensitivity of the flow transduction cascade (Yaribeygi *et al.*, 2017).

Data collection on intake of Vitamins A, C, and E was obtained<sup>1</sup> using the 24-hour recall method. The difficulty of using the 24-hour recall method was that the respondent did not remember the food and drink consumed in the previous day or 24 hours, because the 24-hour recall method was very dependent on the respondent's memory. The 24-hour recall method was used to quantitatively determine the consumption of food and beverages. The 24-hour recall method was carried out twice and carried out on a day that represents a working day because if it was only done once, the data



obtained was not representative enough to describe a person's eating habits or patterns (Gibson *et al.*, 2017). In each meeting, respondents were asked about the food and drinks consumed in the previous 24 hours or one day.

The 24-hour recall method had several advantages and limitations. The advantages of a 24-hour recall are that it can be done via telephone, has high precision, small burden on respondents, has a short implementation, and can be used for respondents who are illiterate. Meanwhile, the weakness was that it relies heavily on the respondent's memory and is prone to recall bias. In addition to the 24-hour recall, there is another method to analyze antioxidant intake, namely the Food Frequency Questionnaire (FFQ). The FFQ method was a food consumption survey method by asking the average consumption of a food in a period with a predetermined list. This method used a questionnaire that contained a list of foods, consumption frequency, and the size or portion of food consumed. The period of food consumed can vary from daily intake to within the past year. The FFQ method was easy to do in a large population and is not too burdensome for respondents, but this method cannot be used to observe variations in food consumption from time to time because it was only limited to a list of specified foods and this method also requires validation (Gibson *et al.*, 2017). The 24-hour recall method was used in this study because when compared with the FFQ, the 24-hour recall method can provide an overview of the variation in the respondent's antioxidant intake from time to time.

This study showed that most respondents have low levels of vitamin A intake, and all respondents have low intakes of vitamins C and E. The results of this study are similar to those of Pratiwi *et al.* (2018), which showed that active smokers had low intakes of vitamins C and E and differences in lung function conditions and vitamin C intake, but vitamin E intake did not show significant differences between groups of active smokers and non-smokers. There was an influence between the intake of vitamins C and E on lung function. Similar research by Lorensia, Suryadinata and Sidabutar (2021) showed that pedicab drivers do have an unhealthy diet, one of which was protein intake. Previous studies looked at the dietary protein intake profiles and showed that there was a significant difference between daily food protein intake in the pedicab rickshaw driver group with impaired and non-impaired pulmonary function (Lorensia, Suryadinata and Sidabutar, 2021). In addition to antioxidant intake, many other factors in this study need further investigation because they can affect lung function, such as other types of food, eg. omega-3 (Lorensia *et al.*, 2018; Lorensia *et al.*, 2020; Lorensia and Suryadinata,

2021), physical activity (Suryadinata *et al.*, 2020; Lorensia, Muntu, Suryadinata *et al.*, 2021), and genetics (Shrine *et al.*, 2019).

Measurement of antioxidant intake using the 24-hour recall method was very dependent on the respondent's memory, but other factors could affect the results of antioxidant intake obtained. This study had several limitations, namely the measurement of vitamin intake had not been able to describe the actual condition of the respondent's vitamin intake, to be able to see the vitamin intake correctly, it must take into account the types of additives used for cooking (such as type of oil), race, and origin of food. Suggestions for future research include (1) creating an educational program to increase knowledge about the importance of vitamin intake in food to prevent respiratory disorders; (2) weighing food and drink consumed in future research; (3) observing the food processes which can affect the vitamin content in food ingredients; and (4) conducting the research at different regions to support the results of this study due to genetic, environment and diet differences.

#### 4. Conclusion

The profile of food intake containing antioxidants in the form of vitamins A, C, and E in pedicab drivers has not met the minimum amount of antioxidants needed in one day. Most of the respondents had less level of vitamin A intake per day. Vitamin A is effective in increasing lung function, but most of the respondents who experience decreased lung function have a low intake of vitamin A. While the intake of vitamins C and E was still at a lower level in all respondents. There was a significant difference between dietary vitamin A intake in without decreasing lung function disorders and with decreasing lung function disorders group and there was a significant relationship between dietary vitamin A intake and lung function in FEV1/FVC value.

#### Conflict of interest

The authors declare no conflict of interest.

#### Acknowledgments

This research was funded by the Institute of Research and Community Service at Universitas Surabaya.

#### References

- Carlsten, C., Salvi, S., Wong, G.W.K. and Chung, K.F. (2020). Personal strategies to minimise effects of air pollution on respiratory health: advice for providers, patients and the public. *The European Respiratory*

- Journal*, 55, 1902056. <https://doi.org/10.1183/13993003.02056-2019>
- Chakraborti, S., Sarkar, J., Pramanik, P.K. and Chakraborti, T. (2017). Role of Proteases in Lung Disease: A Brief Overview. *Proteases in Human Diseases*, 2017, 333–374. [https://doi.org/10.1007/978-981-10-3162-5\\_16](https://doi.org/10.1007/978-981-10-3162-5_16)
- Daccord, C., Touilloux, B. and Garnier, V.C. (2020). Asthma and COPD management during the COVID-19 pandemic. *Revue Medicale Suisse*, 16, 933–938. <https://doi.org/10.53738/REVMEDE.2020.16.692.0933>
- Dhalaria, R., Verma, R., Kumar, D., Puri, S., Tapwal, A., Kumar, V., Nepovimova, E. and Kuca, K. (2020). Bioactive Compounds of Edible Fruits with Their Anti-Aging Properties: A Comprehensive Review to Prolong Human Life. *Antioxidants*, 9, 1123. <https://doi.org/10.3390/antiox9111123>
- Di-Meo, S. and Venditti, P. (2020). Evolution of the Knowledge of Free Radicals and Other Oxidants. *Oxidative Medicine and Cellular Longevity*, 2020, 9829176. <https://doi.org/10.1155/2020/9829176>
- Gibbs, K., Collaco, J.M. and McGrath-Morrow, S.A. (2016). Impact of Tobacco Smoke and Nicotine Exposure on Lung Development. *Chest*, 149(2), 552–561. <https://doi.org/10.1378/chest.15-1858>
- Gibson, R.S., Charrondiere, U.R. and Bell, W. (2017). Measurement Errors in Dietary Assessment Using Self-Reported 24-Hour Recalls in Low-Income Countries and Strategies for Their Prevention. *Advances in Nutrition*, 8(6), 980–991. <https://doi.org/10.3945/an.117.016980>
- Global Initiative for Chronic Obstructive Lung Disease. (2021). Global Strategy for Diagnosis, Management, and Prevention of Chronic Obstructive Pulmonary Disease (2021 Report). Retrieved on May 01, 2022, 2014 from: [https://goldcopd.org/wp-content/uploads/2020/11/GOLD-REPORT-2021-v1.1-25Nov20\\_WMVP.pdf](https://goldcopd.org/wp-content/uploads/2020/11/GOLD-REPORT-2021-v1.1-25Nov20_WMVP.pdf)
- Goel, R., Bitzer, Z.T., Reilly, S.M., Foulds, J., Muscat, J., Elias, R.J. and Richie, J.P. (2018). Influence of Smoking Puff Parameters and Tobacco Varieties on Free Radicals Yields in Cigarette Mainstream Smoke. *Chemical Research in Toxicology*, 31(5), 325–331. <https://doi.org/10.1021/acs.chemrestox.8b00011>
- Goni, I. and Hernandez-Galio, A. (2019). Intake of Nutrient and Non-Nutrient Dietary Antioxidants. Contribution of Macromolecular Antioxidant Polyphenols in an Elderly Mediterranean Population. *Nutrients*, 11, 2165. <https://doi.org/10.3390/nu11092165>
- Graziani, D., Soriano, J.B., Rio-Bermudez, C.D., Morena, D., Diaz, T., Castillo, M., Alonso, M., Ancochea, J., Lumbreras, S. and Izquierdo, J.L. (2020). Characteristics and Prognosis of COVID-19 in Patients with COPD. *Journal of Clinical Medicine*, 9, 3259. <https://doi.org/10.3390/jcm9103259>
- Haynes, J.M. (2018). Basic spirometry testing and interpretation for the primary care provider. *Canadian Journal of Respiratory Therapy*, 54(4), 92–98. <https://doi.org/10.29390/cjrt-2018-017>
- Hikichi, M., Mizumura, K., Maruoka, S. and Gon, Y. (2019). Pathogenesis of chronic obstructive pulmonary disease (COPD) induced by cigarette smoke. *Journal of Thoracic Disease*, 11(Suppl. 17), S2129–S2140. <https://doi.org/10.21037/jtd.2019.10.43>
- Hotz, C. and Abdelrahman, L. (2019). Simple methods to obtain food listing and portion size distribution estimates for use in semi-quantitative dietary assessment methods. *PLoS ONE*, 14, e0217379. <https://doi.org/10.1371/journal.pone.0217379>
- Jamal, A., Phillips, E., Gentzke, A.S., Homa, D.M., Babb, S.D., King, B.A. and Neff, L.J. (2018). Current Cigarette Smoking Among Adults - United States, 2016. *Morbidity and Mortality Weekly Report*, 67(2), 53–59. <https://doi.org/10.15585/mmwr.mm6702a1>
- Johns, D.P., Walters, J.A. and Walters, E.H. (2014). Diagnosis and early detection of COPD using spirometry. *Journal of Thoracic Disease*, 6(11), 1557–1569. <https://doi.org/10.3978/j.issn.2072-1439.2014.08.18>
- Kim, D., Chen, Z., Zhou, L.F. and Huang, S.X. (2018). Air pollutants and early origins of respiratory diseases. *Chronic Diseases and Translational Medicine*, 4(2), 75–94. <https://doi.org/10.1016/j.cdtm.2018.03.003>
- Leung, J.M., Niikura, M., Yang, C.W.T. and Sin, D.D. (2020). COVID-19 and COPD. *European Respiratory Journal*, 56, 2002108. <https://doi.org/10.1183/13993003.02108-2020>
- Liguori, I., Russo, G., Curcio, F., Bulli, G., Aran, L., Della-Morte, D., Gargiulo, G., Testa, G., Cacciatore, F., Bonaduce, D. and Abete, P. (2018). Oxidative stress, aging, and diseases. *Clinical Interventions in Aging*, 13, 757–772. <https://doi.org/10.2147/CIA.S158513>
- Liu, Y., Song, H., Wang, T., Wang, T., Yang, H., Gong, J., Shen, Y., Dai, W., Zhou, J., Zhu, S. and Pan, Z. (2015). Determinants of tobacco smoking among rural-to-urban migrant workers: a cross-sectional survey in Shanghai. *BMC Public Health*, 15, 131. <https://doi.org/10.1186/s12889-015-1361-x>
- Liu, Z., Ren, Z., Zhang, J., Chuang, C.C., Kandaswamy, E., Zhou, T. and Zuo, L. (2018). Role of ROS and Nutritional Antioxidants in Human

- Diseases. *Frontiers in Physiology*, 9, 477. <https://doi.org/10.1186/s12889-015-1361-x>
- Lorensia, A. and Suryadinata, R.V. (2021). Assessment of Omega-3 Fatty Acid Food Intakes in Online Motorcycle Taxi Drivers, *Teikyo Medical Journal*, 44 (4), 881–892.
- Lorensia, A., Suryadinata, R.V., Istiqomah, N.L. and Diputra, I.N.Y. (2021). Physical Activities and COPD Risks in Pedicab Drivers in Surabaya. *Jurnal Sains dan Kesehatan*, 3(5), 706–714. <https://doi.org/10.25026/jsk.v3i5.639>
- Lorensia, A., Suryadinata, R.V. and Sidabutar, B.C.M. (2021). Effect Analysis of Protein Intake of Pedicab Driver in Surabaya. *Journal of Tropical Pharmacy Chemistry*, 5(3), 188–193. <https://doi.org/10.25026/jtpc.v5i3.266>
- Lorensia, A., Muntu, C.M., Suryadinata, R.V. and Septiani, R. (2021). Effect of lung function disorders and physical activity on smoking and non-smoking students. *Journal of Preventive Medicine and Hygiene*, 62(1), E89–E96. <https://doi.org/10.25026/jtpc.v5i3.266>
- Lorensia, A., Wahyudi, M. and Mayzika, N.A. (2018). Effectiveness of Fish Oil Containing Omega-3 In Improving Symptoms and Lung Function in Asthma Outpatient In Surabaya, Indonesia. *International Journal of Pharmaceutical Quality Assurance*, 9(3), 260–266. <https://doi.org/10.25258/ijpqa.v9i3.13657>
- Lorensia, A., Wahyudi, M., Yudianto, A. and Kurnia SED. (2020). Effect of illness perception on improving asthma symptoms with omega-3 fish oil therapy: Pre-post design. *Journal of Applied Pharmaceutical Science*, 10(6), 62–71. <https://doi.org/10.7324/JAPS.2020.10609>
- Manisalidis, I., Stavropoulou, E., Stavropoulos, A. and Bezirtzoglou, E. (2020). Environmental and Health Impacts of Air Pollution: A Review. *Frontiers in Public Health*, 8, 14. <https://doi.org/10.3389/fpubh.2020.00014>
- Minich, D.M. (2019). A Review of the Science of Colorful, Plant-Based Food and Practical Strategies for "Eating the Rainbow". *Nutrition and Metabolism*, 2019, 2125070. <https://doi.org/10.1155/2019/2125070>
- Osadchiy, T., Poliakov, I., Olivier, P., Rowland, M. and Foster, E. (2020). Progressive 24-Hour Recall: Usability Study of Short Retention Intervals in Web-Based Dietary Assessment Surveys. *Journal of Medical Internet Research*, 22, e13266. <https://doi.org/10.2196/13266>
- Petersen, R.C., Reddy, M.S. and Liu, P.R. (2018). Advancements in Free-Radical Pathologies and an Important Treatment Solution with a Free-Radical Inhibitor. *SF Journal of Biotechnology and Biomedical Engineering*, 1, 1003.
- Phaniendra, A., Jestadi, D.B. and Periyasamy, L. (2015). Free radicals: properties, sources, targets, and their implication in various diseases. *Indian Journal of Clinical Biochemistry*, 30(1), 11–26. <https://doi.org/10.1007/s12291-014-0446-0>
- Pisoschi, A.M., Pop, A., Iordache, F., Stanca, L., Geicu, O.I., Bilteanu, L. and Serban, A.I. (2022). Antioxidant, anti-inflammatory and immunomodulatory roles of vitamins in COVID-19 therapy. *European Journal of Medicinal Chemistry*, 232, 114175. <https://doi.org/10.1016/j.ejmech.2022.114175>
- Pizzino, G., Irrera, N., Cucinotta, M., Pallio, G., Mannino, F., Arcoraci, V., Squadrito, F., Altavilla, D. and Bitto, A. (2017). Oxidative Stress: Harms and Benefits for Human Health. *Oxidative Medicine and Cellular Longevity*, 2017, 8416763. <https://doi.org/10.1155/2017/8416763>
- Pratiwi, S.R., Lorensia, A. and Suryadinata, R.V. (2018). Vitamin C and E Intake with SQ-FFQ towards Smokers' and Non-Smokers' Lung Function. *Media Kesehatan Masyarakat Indonesia*, 14(2), 101–107. <https://doi.org/10.30597/mkmi.v14i2.3998>
- Regulation of the Minister of Health of the Republic of Indonesia. (2013). The recommended nutritional adequacy rate for the Indonesian nation. No. 75. Retrieved from website: <https://peraturan.bpk.go.id/Home/Download/130524/Permenkes%20Nomor%2075%20Tahun%202013.pdf>
- Regulation of the Minister of Health of the Republic of Indonesia. (2014). Recommended Nutritional Adequacy Rate for the Indonesian Nation, No. 41. Retrieved from website: [http://hukor.kemkes.go.id/uploads/produk\\_hukum/PMK%20No.%2041%20ttg%20Pedoman%20Gizi%20Seimbang.pdf](http://hukor.kemkes.go.id/uploads/produk_hukum/PMK%20No.%2041%20ttg%20Pedoman%20Gizi%20Seimbang.pdf)
- Riou, M., Alfatni, A., Charles, A.L., Andres, E., Pisteu, C., Charloux, A. and Geny, B. (2020). New Insights into the Implication of Mitochondrial Dysfunction in Tissue, Peripheral Blood Mononuclear Cells, and Platelets during Lung Diseases. *Journal of Clinical Medicine*, 9, 1253. <https://doi.org/10.3390/jcm9051253>
- Santoso, M., Lestiani, D.D., Kurniawati, S., Damastuti, E., Kusmartini, I., Atmodjo, D.P.D., Sari, D.K., Hopke, P.K., Mukhtar, R., Muhtarom, T., Tjahyadi, A., Parian, S., Kholik, N., Sutrisno, D.A., Wahyudi, D., Sitorus, T.D., Djamilus, J., Riadi, A., Supriyanto, J., Dahyar, N., Sondakh, S., Hogendorp, K., Wahyuni, N., Bejawan, I.G. and Suprayadi, L.S. (2020). Assessment of Urban Air Quality in Indonesia. *Aerosol and Air Quality Research*, 20,

- 2142–2158. <https://doi.org/10.4209/aaqr.2019.09.0451>
- Sharifi-Rad, M., AnilKumar, N.V., Zucca, P., Varoni, E.M., Dini, L., Panzarini, E., Rajkovic, J., Tsouh-Fokou, P.V., Azzini, E., Peluso, I., Prakash-Mishra, A., Nigam, M., El-Rayess, Y., Beyrouthy, M.E., Polito, L., Iriti, M., Martins, N., Martorell, M., Docea, A.O., Setzer, W.N., Calina, D., Cho, W.C. and Sharifi-Rad, J. (2020). Lifestyle, Oxidative Stress, and Antioxidants: Back and Forth in the Pathophysiology of Chronic Diseases. *Frontiers in Physiology*, 11, 694. <https://doi.org/10.3389/fphys.2020.00694>
- Shrine, N., Guyatt, A.L., Erzurumluoglu, A.M., Jackson, V.E., Hobbs, B.D., Melbourne, C.A., Batini, C., Fawcett, K.A., Song, K., Sakornsakolpat, P., Li, X., Boxall, R., Reeve, N.F., Obeidat, M., Zhao, J.H., Wielscher, M., Weiss, S., Kentistou, K.A., Cook, J.P., Sun, B.B., Zhou, J., Hui, J., Karrasch, S., Imboden, M., Harris, S.E., Marten, J., Enroth, S., Kerr, S.M., Surakka, I., Vitart, V., Lentjmakers, T., Allen, R.J., Bakke, P.S., Beaty, T.H., Blecker, E.R., Bosse, Y., Brandsma, C.A., Chen, Z., Crapo, J.D., Danesh, J., DeMeo, D.L., Dudbridge, F., Ewert, R., Gieger, C., Gulsvik, A., Hansell, A.L., Hao, K., Hoffman, J.D., Hokanson, J.E., Homuth, G., Joshi, P.K., Joubert, P., Langenberg, C., Li, X., Li, L., Lin, K., Lind, L., Locantore, N., Luan, J., Mahajan, A., Maraville, J.C., Murray, A., Nickle, D.C., Packer, R., Parker, M.M., Paynton, M.L., Porteous, D.J., Prokopenko, D., Qiao, D., Rawal, R., Runz, H., Sayers, I., Sin, D.D., Smith, B.H., Artigas, M.S., Sparrow, D., Tal-Singer, R., Timmers, P.R.H.J., Berge, M.V.D., Whittaker, J.C., Woodruff, P.G., Yerges-Armstrong, L.M., Troyanskaya, O.G., Raitakari, O.T., Kahonen, M., Polasek, O., Gyllenstein, U., Rudan, I., Deary, I.J., Probst-Hensch, N.M., Schulz, H., James, A.L., Wilson, J.F., Stubbe, B., Zeggini, E., Jarvelin, M.R., Wareham, N., Silverman, E.K., Hayward, C., Morris, A.P., Butterworth, A.S., Scott, R.A., Walters, R.G., Meyers, D.A., Cho, M.H., Strachan, D.P., Hall, I.P., Tobin, M.D., Wain, L.V. and Understanding Society Scientific Group. (2019). New genetic signals for lung function highlight pathways and chronic obstructive pulmonary disease associations across multiple ancestries. *Nature Genetics*, 51(3), 481–493. <https://doi.org/10.1038/s41588-018-0321-7>
- Strzelak, A., Ratajczak, A., Adamiec, A. and Feleszko, W. (2018). Tobacco Smoke Induces and Alters Immune Responses in the Lung Triggering Inflammation, Allergy, Asthma and Other Lung Diseases: A Mechanistic Review. *International Journal of Environmental Research and Public Health*, 15, 1033. <https://doi.org/10.3390/ijerph15051033>
- Surya, B., Hamsina, H., Ridwan, R., Baharuddin, B., Menne, F., Fitriyah, A.T. and Rasyidi, E.S. (2020). The Complexity of Space Utilization and Environmental Pollution Control in the Main Corridor of Makassar City, South Sulawesi, Indonesia. *Sustainability*, 12, 9244. <https://doi.org/10.3390/su12219244>
- Suryadinata, R.V., Wirjatmadi, B., Andriani, M. and Lorensia, A. (2020). Effect of Age and Weight on Physical Activity. *Journal of Public Health Research*, 9(2), 187–190. <https://doi.org/10.4081/jphr.2020.1840>
- Tan, B.L., Norhaizan, M.E., Liew, W.P. and Sulaiman-Rahman, H. (2018). Antioxidant and Oxidative Stress: A Mutual Interplay in Age-Related Diseases. *Frontiers in Pharmacology*, 9, 1162. <https://doi.org/10.3389/fphar.2018.01162>
- Thimmulappa, R.K., Chattopadhyay, I. and Rajasekaran, S. (2019). Oxidative Stress Mechanisms in the Pathogenesis of Environmental Lung Diseases. *Oxidative Stress in Lung Diseases*, 2019, 103–137. [https://doi.org/10.1007/978-981-32-9366-3\\_5](https://doi.org/10.1007/978-981-32-9366-3_5)
- Wang, L., Foer, D., Bates, D.W., Boyce, J.A. and Zhou, L. (2020). Risk factors for hospitalization, intensive care, and mortality among patients with asthma and COVID-19. *The Journal of Allergy and Clinical Immunology*, 146(4), 808–812. <https://doi.org/10.1016/j.jaci.2020.07.018>
- Wark, P.A., Hardie, L.J., Frost, G.S., Alwan, N.A., Carter, M., Elliott, P., Ford, H.E., Hancck, N., Morri, M.A., Mulla, U.Z., Noorwali, E.A., Petropoulou, K., Murphy, D., Potter, G.D., Riboli, E., Geenwood, D.C. and Cade, J.E. (2018). Validity of an online 24-h recall tool (myfood24) for dietary assessment in population studies: comparison with biomarkers and standard interviews. *BMC Medicine*, 16, 136. <https://doi.org/10.1186/s12916-018-1113-8>
- Woods, J.A., Hutchinson, N.T., Powers, S.K., Roberts, W.O., Gomez-Cabrera, M.C., Radak, Z., Berkes, I., Boros, A., Boldogh, I., Leeuwenburgh, C., Coelho-Junior, H.J., Marzetti, E., Cheng, Y., Liu, J., Durstine, J.L., Sun, J. and Ji, L.L. (2020). The COVID-19 pandemic and physical activity. *Sports Medicine and Health Science*, 2(2), 55–64. <https://doi.org/10.1016/j.smhs.2020.05.006>
- Yaribeygi, H., Panahi, Y., Sahraei, H., Johnston, T.P. and Sahebkar, A. (2017). The impact of stress on body function: A review. *Experimental and Clinical Sciences*, 16, 1057–1072. <https://doi.org/10.17179/excli2017-480>