


JOURNAL ISSUE



24 Dec 2024

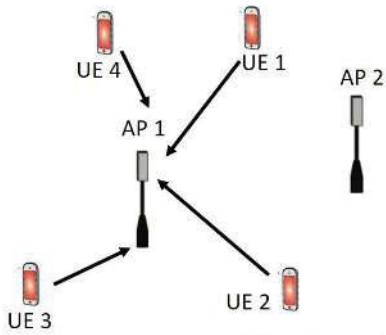
Volume 15, Number 6



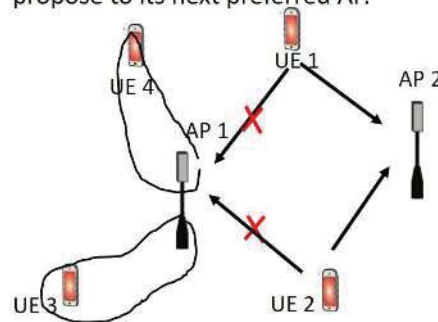
Decarbonizing the Maritime Industry: A Collaborative Path Forward
(<https://ijtech.eng.ui.ac.id/article/view/7526>)

Yudan Whulanza, Eny Kusriani, Muhamad Arif Budiyanto, Arnas, Yanuar

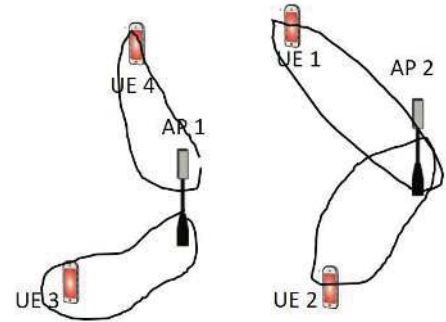
1. Each UE proposes to its most preferred AP.



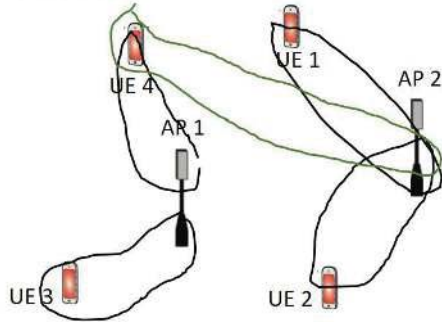
2. Each AP accepts proposal from its top most preferred APs, and rejects the rest. Rejected UEs propose to its next preferred AP.



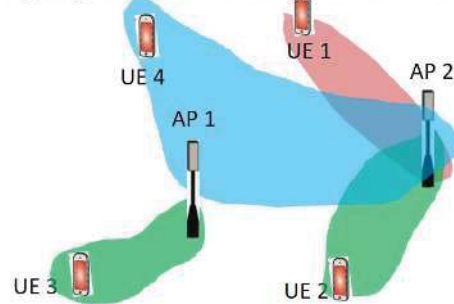
3. All UEs are accepted by at least one AP.



4. Underloaded APs explore more UEs to be served.



5. Each UE is assigned a pilot, such that UEs with overlapping AP clusters are assigned with different colors.



Joint User-Centric Clustering and Pilot Allocation for Scalable Cell-Free Massive MIMO System (<https://ijtech.eng.ui.ac.id/article/view/6225>)

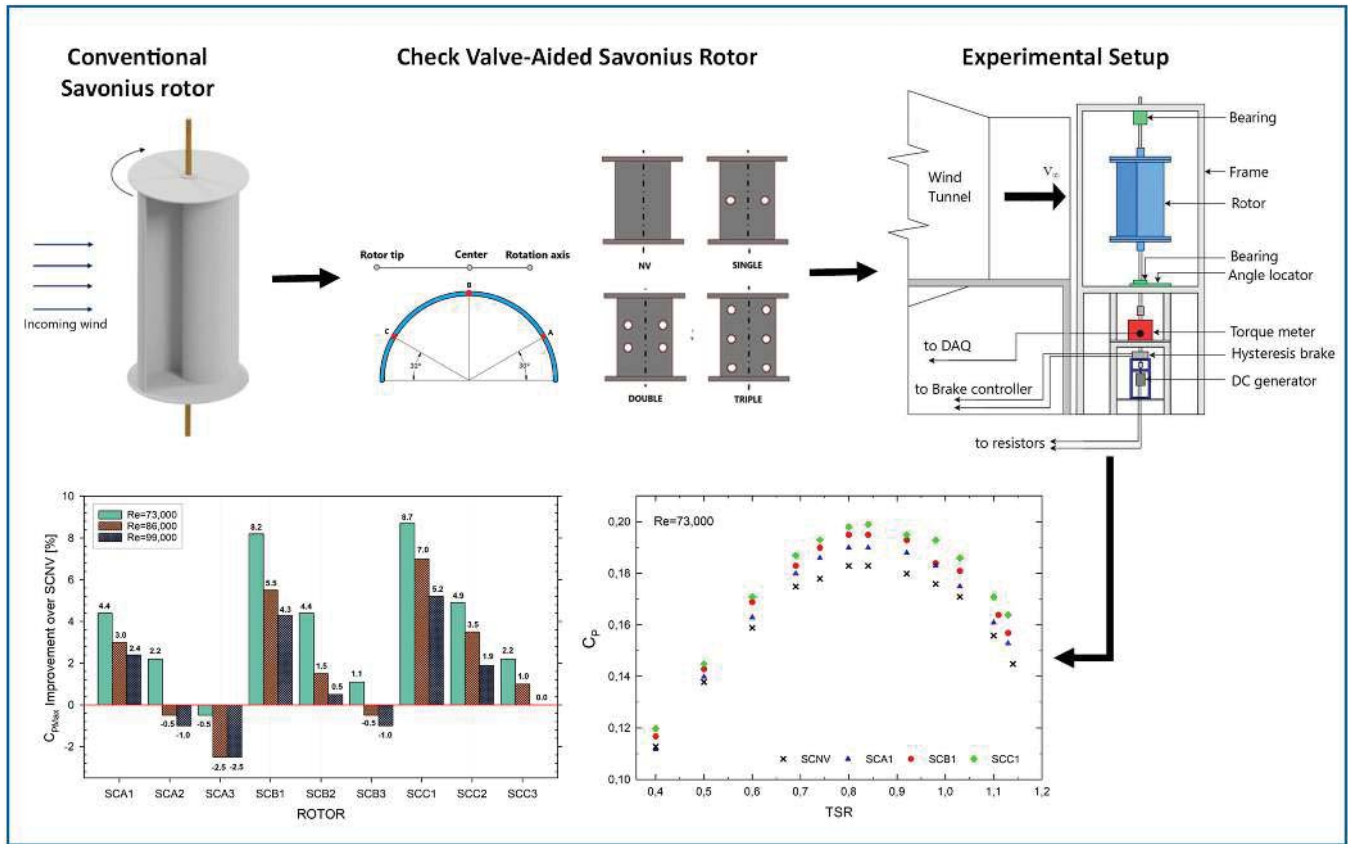
Irma Zakia, Muhammad Brata

Publication Date (Online):

Dec 24, 2024

DOI: <https://doi.org/10.14716/ijtech.v15i6.6225> (<https://doi.org/10.14716/ijtech.v15i6.6225>)

Pages : 1911-1922



An Experimental Study on the Performance of Check Valve-Aided Savonius Wind Rotors with Semi-Circular Blade (<https://ijtech.eng.ui.ac.id/article/view/6110>)

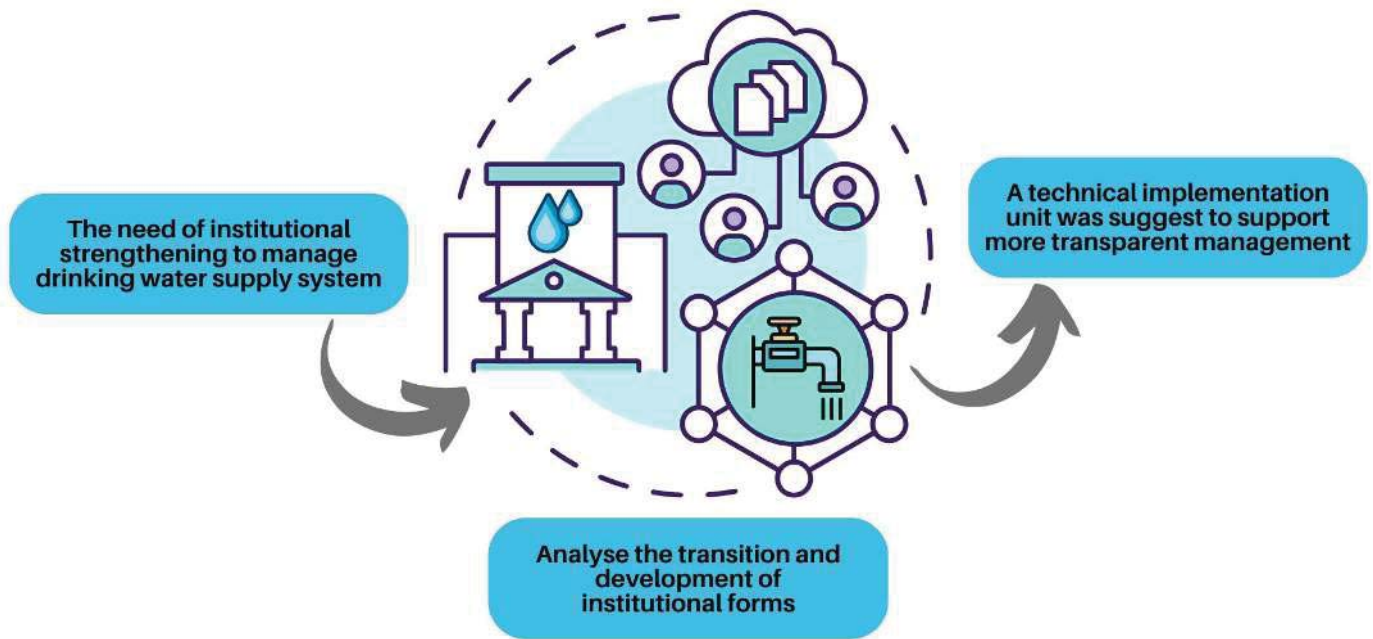
Ivan Farozan, Yuli Setyo Indartono

Publication Date (Online):

Dec 24, 2024

DOI: <https://doi.org/10.14716/ijtech.v15i6.6110> (<https://doi.org/10.14716/ijtech.v15i6.6110>)

Pages : 1923-1935



Mapping Sanitation Risk at the Hamlet Level: A Comprehensive Assessment of Sub-District in Central Jakarta (<https://ijtech.eng.ui.ac.id/article/view/6159>)

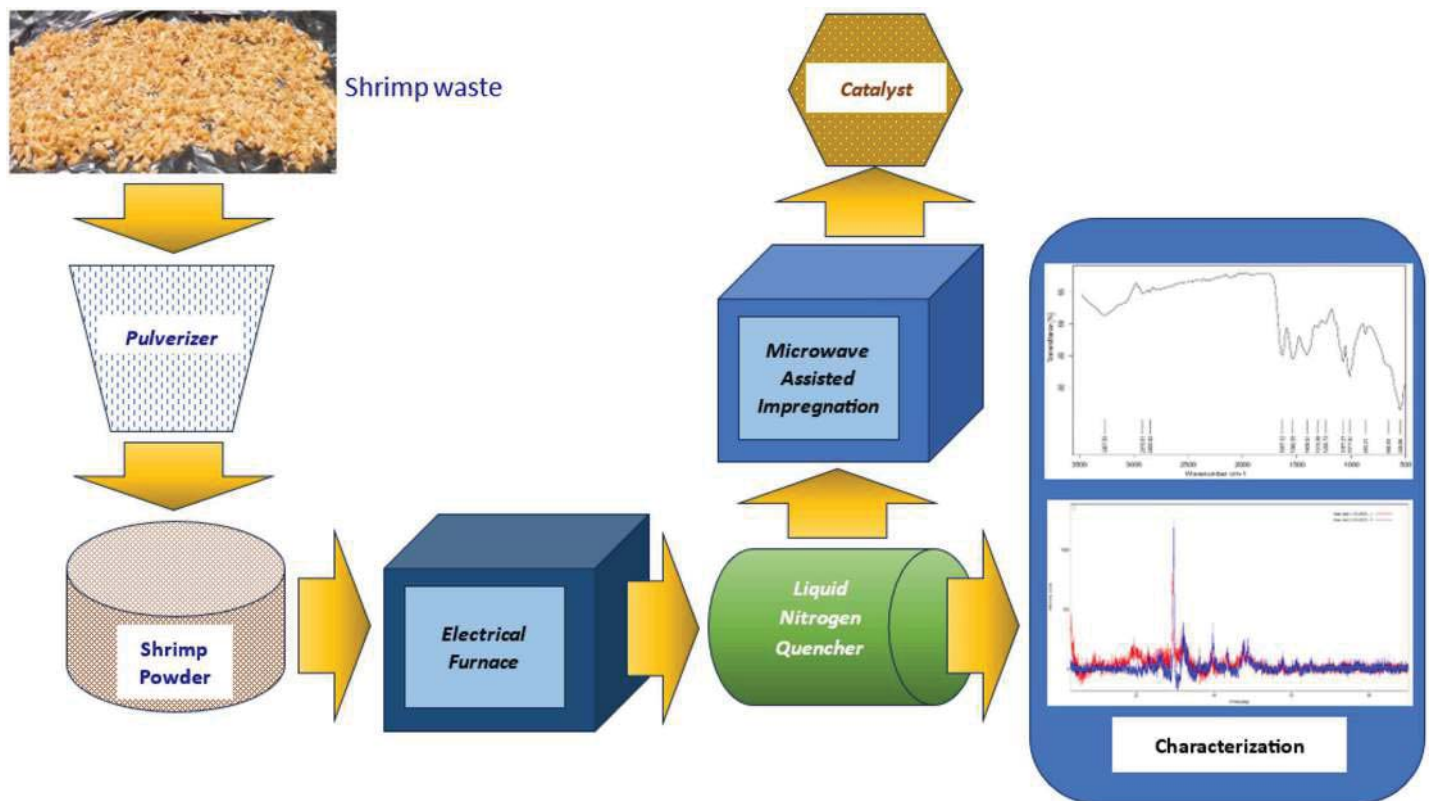
Firdaus Ali, Dwi Lintang Lestari, Marsya Dyasthi Putri, Khalidah Nurul Azmi

Publication Date (Online):

Dec 24, 2024

DOI: <https://doi.org/10.14716/ijtech.v15i6.6159> (<https://doi.org/10.14716/ijtech.v15i6.6159>)

Pages : 1936-1945



Microwave-assisted Impregnation of Zinc Metal Ions on Surface of Quenched Pulverized Shrimp Shell Waste (<https://ijtech.eng.ui.ac.id/article/view/6170>)

Dwindrata Basuki Aviantara, Fuzi Suciati, Gunawan Hadiko, Nastiti Siswi Indrasti, Mohamad Yani

Publication Date (Online):

Dec 24, 2024

DOI: <https://doi.org/10.14716/ijtech.v15i6.6170> (<https://doi.org/10.14716/ijtech.v15i6.6170>)

Pages : 1946-1958



Preparation and Performance Evaluation of TiO₂ incorporated Fly Ash-Kaolin Ceramic Membrane for Oil/Water Separation (<https://ijtech.eng.ui.ac.id/article/view/6294>)

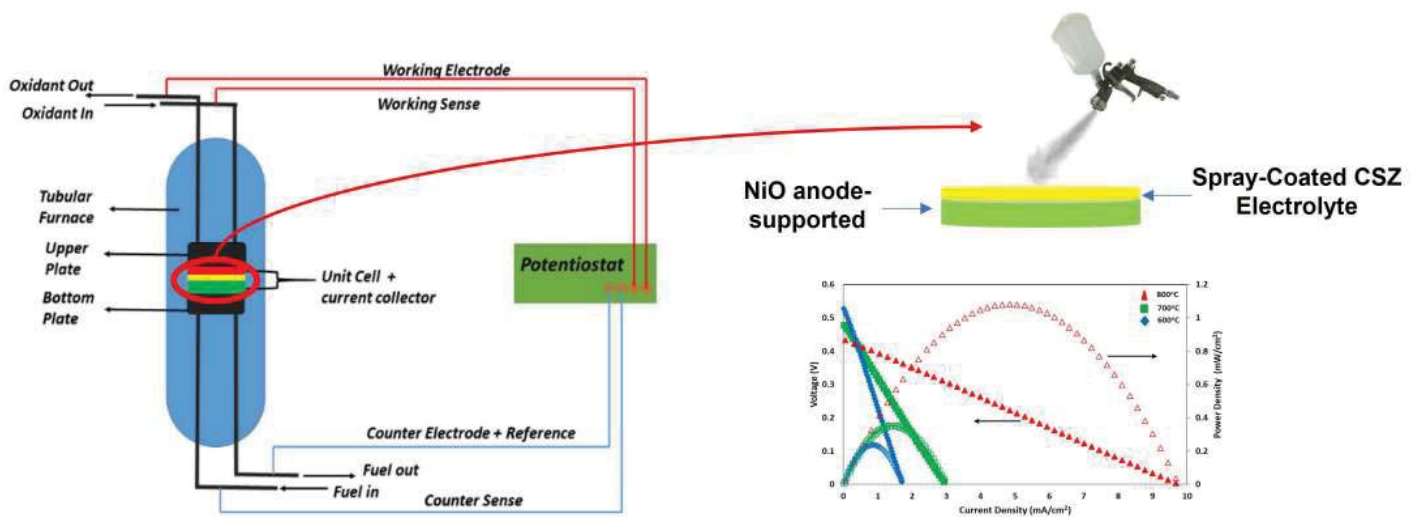
Eny Apriyanti, Heru Susanto, I Nyoman Widiasta

Publication Date (Online):

Dec 24, 2024

DOI: <https://doi.org/10.14716/ijtech.v15i6.6294> (<https://doi.org/10.14716/ijtech.v15i6.6294>)

Pages : 1959-1970



Improvement of an Anode-Supported Intermediate Temperature Solid Oxide Fuel Cell with Spray-Coated Calcia-Stabilized Zirconia Electrolytes (<https://ijtech.eng.ui.ac.id/article/view/6308>)

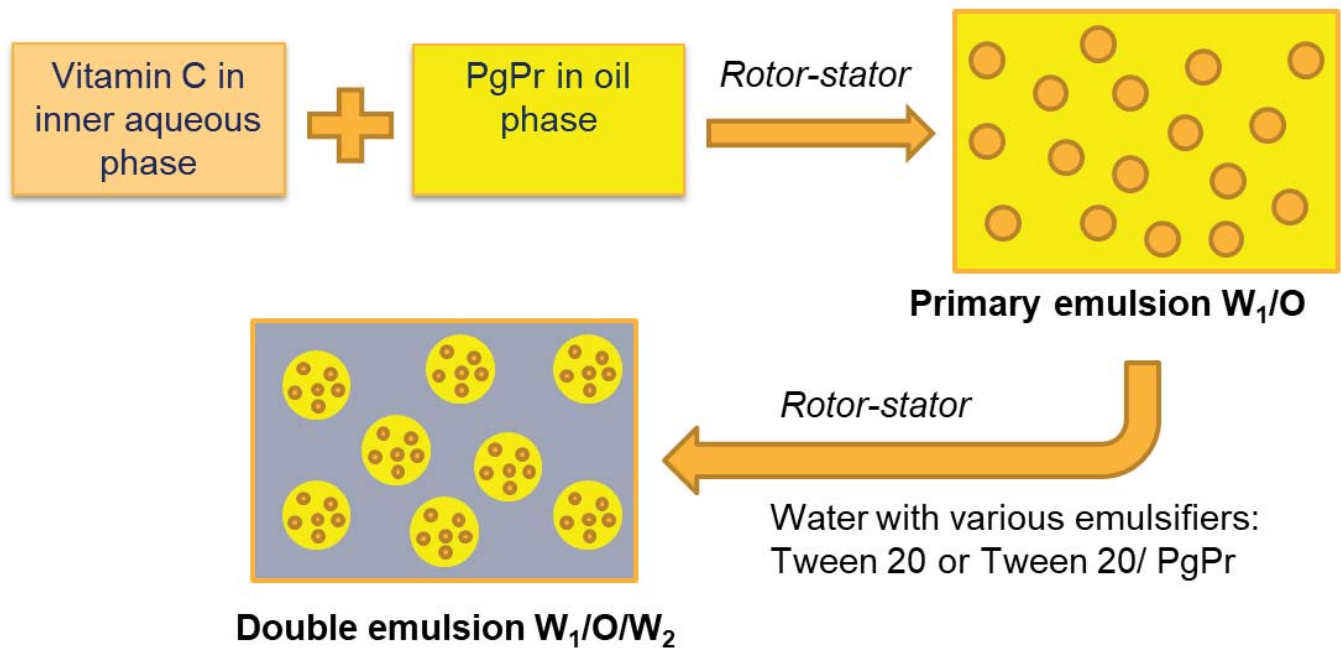
Fauzi Yusupandi, Muhammad Ilham, Ilham Ali Yafi, Pramujo Widiatmoko, Isdiriayani Nurdin, Saumi Febrianti Khairunnisa, Hary Devianto

Publication Date (Online):

Dec 24, 2024

DOI: <https://doi.org/10.14716/ijtech.v15i6.6308> (<https://doi.org/10.14716/ijtech.v15i6.6308>)

Pages : 1971-1981



Stability and Kinetic Study of Vitamin C containing Hydrogenated and Middle-Chain Triglyceride Coconut Oil-Based Double Emulsion (<https://ijtech.eng.ui.ac.id/article/view/6371>)

Lanny Sapei, Emma Savitri, Ignasius Radix A.P. Jati, Rochmad Indrawanto, Hillary Emmanuella Darsono, Yenni Anggraeni, Cindy Sumampouw

Publication Date (Online):

Dec 24, 2024

DOI: <https://doi.org/10.14716/ijtech.v15i6.6371> (<https://doi.org/10.14716/ijtech.v15i6.6371>)

Pages : 1982-1993

EDITORIAL TEAM

Editor in Chief

1. Prof. Dr. Yudan Whulanza, Universitas Indonesia, Indonesia

Managing Editor

1. Dr. Eny Kusriani, Universitas Indonesia, Indonesia

Members

1. Dr. Ahmad Gamal, Universitas Indonesia, Indonesia
2. Prof. Dr. Akhmad Herman Yuwono, Universitas Indonesia, Indonesia
3. Prof. Dr. Akhmad Hidayatno, Universitas Indonesia, Indonesia
4. Prof. Dr. Anwar Usman, Universiti Brunei Darussalam, Brunei Darussalam
5. Dr. Arnas, Universitas Indonesia, Indonesia
6. Prof. Dr. Arun Kumar Sangaiah, National Yunlin University of Science and Technology, Taiwan, Taiwan
7. Prof. Dr. Bambang Sugiarto, Universitas Indonesia, Indonesia
8. Dr. Cecilia Vale, University of Porto, Portugal
9. Prof. Dr. Dedi Priadi, Universitas Indonesia, Indonesia
10. Prof. Dr. Esah Hamzah, Universiti Teknologi Malaysia, Malaysia
11. Dr. Giuseppe Lo Papa, Teagasc Rural Economy Research Centre, Ireland
12. Prof. Dr. Hamzah Abdul Rahman, Universiti Malaya, Malaysia
13. Dr. Hendri Dwi Saptioratri, Universitas Indonesia, Indonesia
14. Prof. Dr. Heri Hermansyah, Universitas Indonesia, Indonesia
15. Dr. Hng Huey Hoon, Nanyang Technological University, Singapore, Singapore
16. Dr. Imam Jauhari Maknun, Universitas Indonesia, Indonesia, Indonesia
17. Dr. Ismi Rosyiana Fitri, Universitas Indonesia, Indonesia
18. Dr. Johannes Widodo, National University of Singapore, Singapore
19. Prof. Dr. Jong-Taek Oh, Chonnam National University, Korea, Republic of
20. Prof. Dr. Lee D. Wilson, University of Saskatchewan, Canada
21. Prof. Mahmud Sudibandriyo, Universitas Indonesia, Indonesia
22. Dr. Muhamad Asvial, Universitas Indonesia, Indonesia
23. Dr. Muhamad Sahlan, Universitas Indonesia, Indonesia
24. Dr. Muhammad Arif Budiyanto, Universitas Indonesia, Indonesia
25. Prof. Dr. Muhammad Idris Saleh, Universiti Sains Malaysia, Malaysia
26. Dr. Nofrijon Sofyan, Universitas Indonesia, Indonesia
27. Dr. Nyoman Suwartha, Universitas Indonesia, Indonesia
28. Dr. Ova Candra Dewi, Universitas Indonesia, Indonesia
29. Prof. Dr. Prof. Dr. Hideaki Ohgaki, Kyoto University, Japan
30. Prof. Dr. Raimundo Delgado, University of Porto, Portugal
31. Dr. Reza Kia, Sharif University of Technology, Iran (Islamic Republic of)
32. Dr. Roy Woodhead, Sheffield Hallam University, United Kingdom
33. Prof. Rui Calcada, University of Porto, Portugal

34. Dr. Ruki Harwahu, Universitas Indonesia, Indonesia
35. Dr. Sam P. Sinha, Scientific Research & Development, United States
36. Prof. Dr. Simon P. Ringer, University of Sydney, Australia
37. Prof. Sri Harjanto, Universitas Indonesia, Indonesia
38. Prof. Dr. Sutrasno Kartohardjono, Universitas Indonesia, Indonesia
39. Prof. Dr. T. Yuri M. Zagloel, Universitas Indonesia, Indonesia
40. Prof. Dr. Toshio Shudo, Tokyo Metropolitan University, Japan
41. Prof. Yanuar, Universitas Indonesia, Indonesia
42. Prof. Dr. Yung- Hui Lee, National Taiwan University, Taiwan
43. Dr. Yung-Jung Hsu, National Chiao Tung University, Taiwan

About the Journal

- Editorial Board (<https://ijtech.eng.ui.ac.id/people>)
- Focus and Scope (<https://ijtech.eng.ui.ac.id/about/5/focus-and-scope>)
- Online Submissions (<https://ijtech.eng.ui.ac.id/about/3/online-submission>)
- Publication Policy (<https://ijtech.eng.ui.ac.id/about/11/publication-policy>)
- Publication Ethics and Policy (<https://ijtech.eng.ui.ac.id/about/10/policy>)
- Author Guidelines (<https://ijtech.eng.ui.ac.id/about/4/author-guidelines>)
- List of Reviewers (<https://ijtech.eng.ui.ac.id/about/12>)

-
- Most downloaded papers (<https://ijtech.eng.ui.ac.id/home/mostdownloadedpapers>)
 - Most cited papers (<https://ijtech.eng.ui.ac.id/about/14>)

Login

Username

Password

[Register \(https://ijtech.eng.ui.ac.id/register\)](https://ijtech.eng.ui.ac.id/register)

[Reset Password \(https://ijtech.eng.ui.ac.id/login\)](https://ijtech.eng.ui.ac.id/login)

LOGIN

IJTech

p-ISSN : 2086-9614 (<https://portal.issn.org/resource/ISSN/2086-9614>)

e-ISSN : 2087-2100 (<https://portal.issn.org/resource/ISSN/2087-2100>)

Journal Metrics



([https://www.scimagojr.com/journalsearch.php?](https://www.scimagojr.com/journalsearch.php?q=21100235612&tip=sid&exact=no)

[q=21100235612&tip=sid&exact=no](https://www.scimagojr.com/journalsearch.php?q=21100235612&tip=sid&exact=no))

Metrics by SCOPUS 2023

CiteScore 2023: **2.9**

CiteScoreTracker 2024: **2.1**

Source Normalized Impact per Paper (SNIP): **0.773**

Journal Citation Reports (JCR) 2023: **JIF 1.2**



Acceptance rate: 20.50%

IJTech is indexed in



(<https://www.scopus.com/sourceid/21100235612>)



(<http://www.ebsco.com/index.asp>)



(<https://doaj.org/toc/2086-9614>)



([https://www.scimagojr.com/journalsearch.php?](https://www.scimagojr.com/journalsearch.php?q=21100235612&tip=sid)

[q=21100235612&tip=sid](https://www.scimagojr.com/journalsearch.php?q=21100235612&tip=sid))



(<https://journals.indexcopernicus.com/search/details?id=31340>)

id=31340)



(<http://www.crossref.org>)



(<https://scholar.google.co.id/scholar?q=site%3Ahttp%3A%2F%2Fijtech.eng.ui.ac.id>)

q=site%3Ahttp%3A%2F%2Fijtech.eng.ui.ac.id)



(<https://mjl.clarivate.com/search-results?issn=2086-9614>)



(<https://jcr.clarivate.com/jcr/home>)



(<https://sinta.kemdikbud.go.id/journals/profile/689>)



(<http://info.flagcounter.com/AoS7>)

Copyright © 2017 Faculty of Engineering
International Journal of Technology

IJTech secretariat, Engineering Center Bld., 2nd Fl.
Faculty of Engineering, Universitas Indonesia
Depok 16424, Indonesia.



Stability and Kinetic Study of Vitamin C containing Hydrogenated and Middle-Chain Triglyceride Coconut Oil-Based Double Emulsion

Lanny Sapei^{1,2*}, Emma Savitri¹, Ignasius Radix A.P. Jati³, Rochmad Indrawanto⁴,
Hillary Emmanuella Darsono¹, Yenni Anggraeni¹, Cindy Sumampouw¹

¹Department of Chemical Engineering, Faculty of Engineering, University of Surabaya, Jl Raya Kalirungkut, Surabaya 60293, East Java, Indonesia

²Center of Excellence for Food Products and Health Supplements for Degenerative Conditions, University of Surabaya, Jl Raya Kalirungkut, Surabaya 60293, East Java, Indonesia

³Department of Food Technology, Faculty of Agricultural Technology, Widya Mandala Surabaya Catholic University, Jl Dinoyo 42-44, Surabaya 60265, East Java, Indonesia

⁴PT. Lautan Natural Krimerindo, Jl. Raya Mojosari – Pacet KM. 4, Pesanggrahan Ketidur - Kutorejo, Mojokerto 61383, East Java, Indonesia

Abstract. Vitamin C or ascorbic acid, is an organic compound that is highly required by human since it acts as antioxidant, help increase metabolism, and improves the immune system. Vitamin C is easily oxidized and damaged during storage due to several external factors such as light, metal, shear, etc. The encapsulation technique is able to improve the stability as well as the activity of Vitamin C in order to protect the bioactive compound from deleterious external factors. Coconut oil which is composed of about 50% lauric acid, has an antiviral property. This research aimed to obtain the stable water-in-oil-in-water ($W_1/O/W_2$) double emulsion using coconut oil upon the incorporation of Vitamin C. Hydrogenated (HCNO) and Medium-Chain Triglycerides (MCT) coconut oil was used as the oil phase, and various emulsifiers such as Tween-20 0.5%, Tween-20 1%, and Tween-20 0.5%/ PgPr 0.5% were applied to strengthen the outer interfacial layer. The double emulsion stability was monitored macroscopically, and the destabilization kinetics was studied using the zero and first-order kinetic models. It turned out that the HCNO-based double emulsion demonstrated higher stability compared to the MCT-based double emulsion. The lowest destabilization rate constants of $4.5 \times 10^{-3} \text{ h}^{-1}$ and $6.8 \times 10^{-3} \text{ h}^{-1}$ were obtained for HCNO and MCT-based double emulsions both stabilized with Tween-20 0.5%, respectively. The coconut oil-based double emulsion enriched with Vitamin C would be potentially developed for various functional food applications.

Keywords: Double emulsion; HCNO; Kinetics; Tween-20; Vitamin C

1. Introduction

Vitamin C is an organic compound that is mainly present in citrus fruit and green vegetable and belongs to essential nutrients required by the body to maintain the metabolism system. Vitamin C cannot be synthesized in the body; therefore, it must be regularly supplied to fulfill its daily requirement. Furthermore, Vitamin C is easily destroyed or oxidized during storage due to the presence of oxygen, light, metal, etc. (Caritá

*Corresponding author's email: lanny.sapei@staff.ubaya.ac.id, Tel.: +62-31-2981158; Fax:+62-31-2981178
doi: [10.14716/ijtech.v15i6.6371](https://doi.org/10.14716/ijtech.v15i6.6371)

et al., 2020; Sapei and Hwa, 2014). Encapsulation of Vitamin C would protect the stability and availability of its bioactive compound. Encapsulation offers some advantages, such as improving product stability, increasing material safety, assisting the handling of the bioactive compound, and facilitating the controlled release (Caritá *et al.*, 2020). The Recommended Dietary Allowances (RDAs) for Vitamin C are 75-90 mg/ day and 45-75 mg/day for adults (>19 years old) and children/ teenagers (\leq 18 years old) (Yan *et al.*, 2021). A severe lack in Vitamin C causes scurvy due to suspended collagen formation, which formation has to be aided by Vitamin C (Caritá *et al.*, 2020; Abbas *et al.*, 2012).

There are several techniques to encapsulate Vitamin C, such as spray drying, spray cooling/ chilling, fluidized bed coating, liposomes, and extrusion (Comunian *et al.*, 2020). Spray drying has been used commercially because it is continued in operation and readily scalable. Encapsulation of water-soluble materials derived from the extraction process containing a polysaccharide matrix in solution has been widely carried out using the spray drying technique (Matsunaga *et al.*, 2014). Other techniques except for liposomes also, were also applied to ascorbic acid in water-based solution. However, research has shown that ascorbic acid has a longer shelf-life when encapsulated within a lipophilic matrix, such as liposomes or in the form of an emulsion (Comunian *et al.*, 2020). Additionally, the Vitamin C-containing emulsion can be spray dried to further improve its stability. Emulsion is a mixture containing at least two immiscible phases, mostly oil, and water, whereas one phase is dispersed in another phase in the form of small droplets (McClements, 2016). Double emulsion is a more complex emulsion system whereby two interfacial layers exist in the system, such as oil-in-water-in-oil (O/W/O) or water-in-oil-in-water (W/O/W). Both aqueous and oil dispersed phases of double emulsions could be potentially used as the encapsulation vehicle of water based and oil based bioactive materials. The presence of surfactants or emulsifiers was crucial in order to obtain stable emulsions. Emulsifiers are active ingredients that are responsible for reducing the surface tension between the immiscible phases, whereby the need of renewable and environmentally friendly emulsifiers to replace synthetic ones has been soaring (Qadariyah *et al.*, 2022).

Coconut oil has been recognized as one of the healthiest oil despite its high saturated fatty acids, up to 90% (Lima and Block, 2019; Boateng *et al.*, 2016). However, more than 50% of their fatty acid belongs to medium chain triglyceride (MCT), which is easily absorbed and digested in the body. MCT consists of caproic acid, caprylic acid, and capric acid. Since this oil is not accumulated in the body, it can be readily used as a source of energy (Boateng *et al.*, 2016). It also possesses good oxidative stability and can extend the shelf life of end products. On the other hand, hydrogenated coconut oil (HCNO) primarily consists of long-chain saturated fatty acids resulting from the hydrogenation process. HCNO oil is highly stable and can also prolong the shelf life of products while maintaining their solid texture, even at high temperature.

Double emulsion has been attractive due to the increasing demand for nutritious food. It has been fascinating for the food industry due to its capability to encapsulate compounds, fabricate polymersomes, and act as fat replacers or sweetness enhancers in different foods (Loffredi and Alamprese, 2024; Kumar *et al.*, 2022; Mudrić *et al.*, 2019). Recent studies demonstrated the use of $W_1/O/W_2$ double emulsion as a vehicle for the co-delivery of both hydrophilic and hydrophobic bioactive compounds such as curcumin/ catechin (Aditya *et al.*, 2015), insulin/ quercetin (Han *et al.*, 2022), and ascorbic acid/ tocopherol (Khan *et al.*, 2023). Tania and Kuswahyuning (2020) investigated the stability of paraffin-based W/O/W double emulsion whereby Span-80 and sodium carboxymethyl cellulose were varied to strengthen the inner and outer interfacial layers. Ying *et al.* (2021) studied the encapsulation of soy peptide in W/O/W stabilized with PgPr and octenyl succinic anhydride (OSA) starch/ maltodextrin as lipophilic and hydrophilic emulsifiers, respectively. Sapei *et al.* (2022a; 2022b; 2018) improved the stability of $W_1/O/W_2$ double emulsion using rice husk biosilica and chitosan-modified rice husk ash on the outer interfacial layer. Molet-Rodríguez, Martín-

Belloso, and Salvia-Trujillo (2021) used lipid gelling agent along with PgPr and sodium alginate/ Tween 80 to increase the stability of W/O/W emulsion. Chevalier, Gomes, and Cunha (2022) investigated different hydrophilic emulsifiers such as sodium caseinate, whey protein isolate, and Tween-80 on the stability of $W_1/O/W_2$ double emulsion. Sodium caseinate produced the most stable emulsion by favoring the formation of small droplets. Su *et al.* (2022) studied the encapsulation of amino acids in $W_1/O/W_2$ double emulsion stabilized with PgPr and gum arabic/ xanthan gum as lipophilic and hydrophilic emulsifiers. Snoussi *et al.* (2020) investigated the encapsulation of catechin in $W_1/O/W_2$ double emulsion with the addition of chitosan/ sodium caseinate and lactose/ sodium caseinate in W_1 and W_2 , respectively. Encapsulation of Vitamin C using W/O/W double emulsions as vehicles has been attempted by several investigations (Sapei *et al.*, 2023; Khan *et al.*, 2023; Dai *et al.*, 2022; Hu *et al.*, 2022; Kheynoor *et al.*, 2022; Fraj *et al.*, 2019). PgPr was extensively used as lipophilic emulsifier to form a highly stable W/O emulsion, whereas protein such as whey protein isolate, sodium caseinate, and soluble protein was mainly added in the outer continuous phase to stabilize the outer interfacial layer of W/O/W double emulsions containing Vitamin C (Khan *et al.*, 2023; Dai *et al.*, 2022; Hu *et al.*, 2022; Fraj *et al.*, 2019). Moreover, some previous investigations combined non-ionic emulsifiers such as PgPr and Tween to strengthen the inner and outer W/O/W interfacial layers, respectively (Sapei *et al.*, 2023; Kheynoor *et al.*, 2022). The use of non-ionic emulsifiers is preferred over proteins in food applications, as proteins are inherently complex and their behavior is highly sensitive to pH and ionic strength due to the presence of both positive and negative charges in their structure.

However, there has been no publication yet investigating the effect of different concentration of external emulsifiers using Tween-20 and combined Tween-20/ PgPr on the stability of coconut oil-based W/O/W double emulsion containing Vitamin C in liquid form. There is also no study related to the double emulsion stability with time and the evaluation of its destabilization kinetics. The kinetics data could be useful for predicting the emulsion stability behavior in the long term. In this research, the double emulsion stability prepared with two different coconut oil derivatives, namely HCNO and MCT were compared. The product would be of importance, innovative functional food which helps boost the immunity and maintain overall health.

2. Methods

2.1. Materials

Hydrogenated coconut oil (HCNO) comprised of 0.5% caproic acid, 5% caprylic acid, 6% capric acid, 45% lauric acid, 20% myristic acid, 11% palmitic acid, 12% stearic acid, and trace amounts of oleic, linoleic, and linoleic acids; middle chain triglycerides (MCT) comprised of 60% caprylic acid (C8) and 40% capric acid (C10); Vitamin C/ ascorbic acid (Sigma-Aldrich, UK); Tween-20 (Merck, Germany), Polyglycerol Polyricinoleate/ PgPr 4120 (Palsgaard, Denmark), and demineralized water.

2.2. Preparation of primary emulsion/ water-in-oil (W_1/O) emulsion

The internal aqueous phase (W_1) was prepared by adding 25% (w/w) of ascorbic acid into the remaining water and then mixed at 100 rpm for 3 minutes using a magnetic stirrer until homogeneous. The oil phase was prepared by adding 6% (w/w) PgPr into the oil phase. The mixture was stirred using a magnetic stirrer at 800 rpm for 7 minutes. Afterward, the aqueous phase (W_1) with a fraction of 30% (w/w) was dispersed in the oil phase and homogenized using a rotor-stator (IKA T25 digital ULTRATURRAX, Germany) at 20,000 rpm for 6 minutes. To prepare the primary emulsion using HCNO, the aqueous phase and oil phase were heated to an elevated temperature of 60°C. This was necessary because HCNO has a higher melting point compared to MCT oil.

2.3. Preparation of double emulsion/ water-in-oil-in-water ($W_1/O/W_2$) emulsion

The external aqueous phase (W_2) was prepared by mixing emulsifiers at certain amounts, as depicted in Table 1. The concentrations of emulsifiers were in % (w/w) relative to the outer aqueous phase (W_2). The emulsifiers were added to water and mixed using a magnetic stirrer at 300 rpm for 7 minutes. The fractions of primary emulsion (W_1/O) dispersed into the outer aqueous phase were 30% (w/w) and 40% (w/w) for HCNO and MCT oil, respectively. The mixtures were homogenized using a rotor-stator (IKA T25 digital ULTRATURRAX, Germany) at 8,000 rpm for 3 minutes until homogeneous. The resulting double emulsion was poured into the vial (inner diameter = 25 mm and height = 95 mm) at room temperature ($\sim 28-30^\circ\text{C}$). The stability of each double emulsion was continuously monitored for up to 4 days.

Table 1 Variation of emulsifiers used for the secondary emulsion

Emulsion	Oil	Emulsifiers
H1	HCNO	PgPr/Tween-20 (0.5%/0.5%)
H2		Tween-20 (0.5%)
H3		Tween-20 (1%)
M1	MCT	PgPr/Tween-20 (0.5%/0.5%)
M2		Tween-20 (0.5%)
M3		Tween-20 (1%)

2.4. Determination of the stability of double emulsion and its destabilization kinetics

The stability of the double emulsion was evaluated macroscopically by measuring the ratio of the emulsion height after a certain time to its initial height immediately after secondary emulsification. The monitoring was conducted until 4 days, whereby a significant phase separation between the emulsion and aqueous phase was distinctly seen. Liquid with a milky and homogeneous appearance demonstrated a stable emulsion without any emulsion instabilities such as flocculation, sedimentation, or creaming. The emulsion stability (%S) was calculated according to equation (1).

$$\%S = \frac{h_t}{h_0} \times 100\% \quad (1)$$

whereby h_t = the height of the double emulsion at a particular time and h_0 = the height of the initial double emulsion right after the preparation.

Kinetic models of zero order and first order, according to equations (2) and (3), respectively, were used to study the destabilization kinetics of the double emulsion quantitatively. The coefficients of determination (R^2) of both models were also determined. The experimental data used for the kinetic study was within the range of 0 to 10 hours and 0 to 24 hours for HCNO and MCT-based double emulsion, respectively.

$$S = S_0 - k_0 \times t \quad (2)$$

$$\ln(S) = \ln(S_0) - k_1 \times t \quad (3)$$

Whereby S is the percentage of emulsion stability at a certain time (t) in hours; S_0 is the initial stability of the double emulsion in percentage; k_0 and k_1 are the destabilization rate constants derived from the zero-order (% stability/hour) and first-order model (per hour), respectively.

3. Results and Discussion

3.1. Stability of double emulsion prepared using HCNO and MCT coconut oil

All double emulsions prepared according to Table 1 were completely stable right after the preparation. However, the stability of double emulsions decreased with time, as seen in Figure 1. The double emulsions stability was monitored for up to 4 days. Interestingly, the double emulsion prepared with HCNO demonstrated a much-delayed destabilization at the

beginning and tended to be leveled off after approximately 24 hours with much higher emulsion stability percentages. In contrast, the double emulsion prepared with MCT demonstrated a continuous decrease in stability with time.

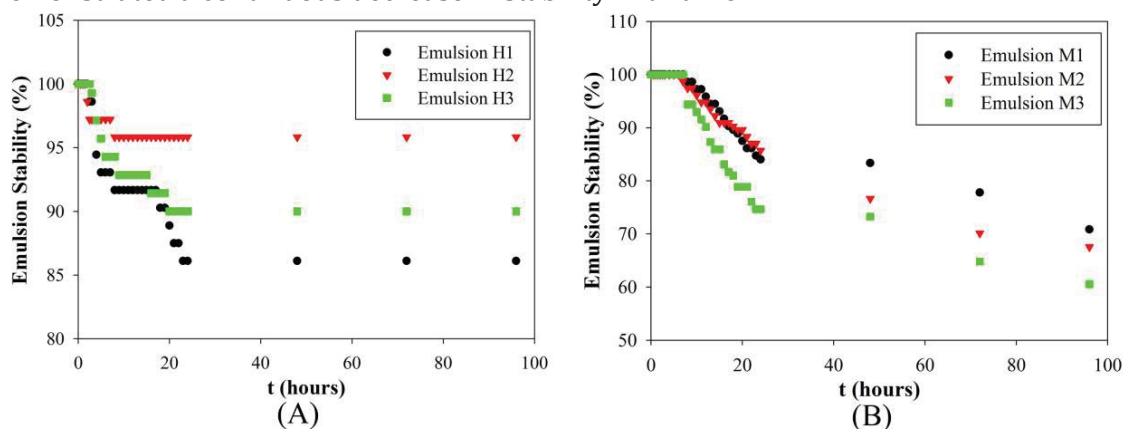


Figure 1 Stability of the double emulsions with time monitored until 4 days. (A) HCNO; (B) MCT

Furthermore, the macroscopic stability of HCNO and MCT-based double emulsion after 4-day storage can be seen in Figure 2. The percentages of double emulsion stability prepared using HCNO and MCT observed on days 0, 1, and 4 were depicted in Table 2 and Table 3, respectively.




Figure 2 Macroscopic stability of double emulsions prepared using various emulsifiers' types and concentrations after 4-day storage. A) HCNO; B) MCT

Table 2 Stability of double emulsions prepared using HCNO

Time (day)	Stability (%)		
	Emulsion H1	Emulsion H2	Emulsion H3
0	100	100	100
1	86.11	95.83	90
4	86.11	95.83	90

Table 3 Stability of double emulsions prepared using MCT

Time (day)	Stability (%)		
	Emulsion M1	Emulsion M2	Emulsion M3
0	100	100	100
1	84.72	85.71	74.65
4	70.83	67.53	67.53

As seen in Figure 2, it was obvious that double emulsions were subjected to instability indicated by the separation of the aqueous phase from the double emulsion phase. The

inner aqueous phase droplets dispersed in the oil globules could agglomerate and coalesce and finally diffuse into the external aqueous phase (Hu *et al.*, 2022; Leister and Karbstein, 2020; Schuch *et al.*, 2013). This was strongly influenced by differences in osmotic pressure and Laplace pressure between the aqueous phases (Heidari *et al.*, 2022). The increased volume of the external aqueous phase (W_2) would, in turn, trigger the phase separation between the aqueous phase and emulsion phase due to the difference in densities. The water-rich phase underwent sedimentation out from the whole emulsion due to its higher density. The partial detachment of the hydrophilic emulsifiers initially present at the interface between oil and outer aqueous phase into the outer aqueous phase with time could be another factor of this instability. This would lead to flocculation and, thus, coalescences of oil globules in order to minimize their surface tension. However, the creaming of primary emulsions was hardly seen in all double emulsions. Furthermore, the separation of the external aqueous phase was remarkably seen in double emulsions prepared using MCT compared to those prepared using HCNO, albeit a much lower W_1/O fraction was used in MCT-based double emulsion. The W_1/O fraction used for the MCT-based double emulsion was 40%, while it was only 30% when HCNO was used. The increase in the dispersed phase fraction would definitely increase the stability of double emulsions due to an increase in the overall viscosity. However, the MCT-based double emulsions still demonstrated much lower stability compared to the HCNO-based double emulsions. The fatty acid profiles of both oils did make this difference. HCNO is composed of entirely saturated fatty acids due to hydrogenation ranging from short to long fatty acid chains, whereas MCT is comprised of middle chain fatty acids of C_8 and C_{10} , imparting a much higher melting point to HCNO with a melting point of about 31 - 33°C. On the other hand, the melting point of MCT is relatively low, about 5 - 7°C. The HCNO oil tended to turn into gel or solid upon storage reducing the destabilization rate of the double emulsion. The formed crystal network reduced the permeability of the oil phase due to increased tortuosity of the diffusive path between inner and outer aqueous phases (Nelis *et al.*, 2019). The solidified HCNO also increases the viscosity of the dispersed phase, resulting in higher viscosity of the double emulsion and thereby increasing its stability. Vice versa, the dispersed MCT oil remained liquid upon storage and thus facilitating the diffusion of the inner aqueous phase into the outer aqueous phase. Besides that, the oil globules were prone to flocculation and coalescence, leading to a higher rate of double emulsion destabilization.

Based on the microscopic structures of double emulsions prepared using HCNO and MCT, as depicted in Figure 3, it was confirmed that the double emulsion prepared using HCNO seemed to be very thick in contrast to the liquid MCT-based double emulsion. The oil globule sizes in HCNO-based double emulsion seemed bigger than those in MCT-based double emulsion. This again confirmed the higher release rate of the inner aqueous phase into the outer aqueous phase reducing the MCT oil globule sizes and inferring higher instability of MCT-based double emulsion (Schuch *et al.*, 2013). This instability could be dominated by the coalescence of inner droplets followed by the coalescence of both inner and outer aqueous phase (Leister and Karbstein, 2020). However, the double emulsion formation was still partially retained after 4 days storage demonstrated by the presence of inner aqueous phase droplets inside the oil globules.




Figure 3 Microscopic structure of double emulsions after 4 days storage. (A) HCNO; (B) MCT

The double emulsion with HCNO demonstrated quite high stability of above 85% after 4 days, whereas the double emulsion with MCT retained about 70% stability after 4 days (Table 2 vs. Table 3). This was in line with the previous investigation whereby the stability of MCT-based W/O/W emulsions were much lower than those prepared using HCNO upon the addition of thickeners such as isomalto-oligosaccharides (IMO) and inulin (Sapei *et al.*, 2023). The stability of these double emulsions prepared with HCNO was a bit higher compared to the stability of Pickering palm oil-based W/O/W emulsions stabilized with rice husk silica/ chitosan particles (Sapei *et al.*, 2022b). However, the stability of Pickering palm oil-based W/O/W double emulsions stabilized using Tween 20/ rice husk silica demonstrated a much superior stability of more than 96% after 4 days (Sapei *et al.*, 2018). Moreover, the double emulsion (H2) prepared using Tween-20 0.5% showed the highest stability. In the case of MCT-based emulsion, sample M1 which was prepared using mixed emulsifiers PgPr/ Tween-20 (0,5%/0,5%), showed the highest stability. In order to strengthen the interfacial layer between the oil and external aqueous phase and suppress the desorption rate of emulsifiers from the interface, it is generally desirable to use emulsifier mixtures with low and high HLB values, such as PgPr (HLB = 4) and Tween-20 (HLB = 16.7). However, the use of a single emulsifier in HCNO-based double emulsion seemed to be more efficient. The use of Tween-20 only could be superior to the use of mixed PgPr/ Tween-20 due to the interaction or competition amongst the emulsifiers adsorbed at the inner interfacial and outer interfacial layers (Schuch *et al.*, 2013). Previous investigation, on the contrary, showed the lowest stability on palm oil-based W/O/W emulsion stabilized with Tween-20 only, which demonstrated synergism when being combined with rice husk silica (Sapei *et al.*, 2018). This implied a different mechanism between mixed polymeric emulsifiers and polymeric emulsifiers/ particles in strengthening the interfacial layers, thus stabilizing the entire emulsion. The polymeric emulsifier was easily adsorbed but easily desorbed from the interfaces, whereas particles could form a multilayer barrier once adsorbed at the interfaces (Zheng *et al.*, 2022; Sapei *et al.*, 2018). Creaming has been a common instability phenomenon of oil in water emulsion whereby oil-rich phase moves upward due to its lower density (Sapei *et al.*, 2022b; McClements, 2016). In all resulting double emulsions, the emulsions part appeared on the upper layer, with an increasing portion of the aqueous layer at the bottom during the double emulsion destabilization with time. One of the major causes of the distinction of these two layers between the double emulsion layer and water-rich layer was the release of the inner aqueous phase into the outer aqueous phase inducing water-rich phase sedimentation. Furthermore, increasing Tween 20 concentrations up to 1% tended to deteriorate the emulsion stability. The excess hydrophilic emulsifier would be, in turn, dispersed in the outer aqueous phase instead of being adsorbed at the interfacial layer

attracting the emulsifiers attached to the interfacial layers into the outer aqueous phase, thus promoting the destabilization of the double emulsion. Moreover, the excess of Tween 20 could possibly modify the antioxidant efficacy by improving the antioxidant oxidative stability (Yamamoto and Misawa, 2018) and modifying the crystallization as well as melting behavior of coconut oil (Maruyama *et al.*, 2014).

3.2. Kinetics of double emulsion destabilization according to zero and first-order models

It has been pronounced that the stability of HCNO-based double emulsion was higher than the MCT-based double emulsion with time. The short-term W/O/W double emulsions stability would be furthermore quantitatively proved through the determination of destabilization rate constants according to zero and first-order kinetic models, as could be seen in Tables 4 and 5. The first-order kinetic model appeared to be more suitable in determining the destabilization rate constants compared to the zero-order based on the R² values. The lowest destabilization rate constant of about $4.5 \times 10^{-3} \text{ h}^{-1}$ was obtained for HCNO-based double emulsion stabilized with Tween-20 0.5% (emulsion H2). The highest destabilization rate was observed when mixed emulsifiers Tween 20 0.5%/ PgPr 0.5% were used for HCNO-based double emulsion (emulsion H1). The destabilization rate constant became double when Tween-20 used was doubled, inferring that the excessive use of hydrophilic emulsifier did not increase the stability of the double emulsion. This short-term destabilization kinetic study within the first 24 hours was in line with the long-term stability data shown in Table 2.

In the case of double emulsion prepared with MCT, the lowest destabilization constant of about $6.8 \times 10^{-3} \text{ h}^{-1}$ was obtained for that stabilized with Tween 20 0.5% (emulsion M2). Emulsion M1, which was stabilized with Tween-20 0.5%/ PgPr 0.5%, demonstrated a slightly higher destabilization rate constant than that of M2 even though the M1 sample appeared to be the most stable in the long-term, i.e., after 4 days as seen in Table 2 and Figure 3. This again implied that the use of mixed polymeric emulsifiers of different HLB values did not significantly improve the stability of the double emulsion due to the complexity of the presence of two interfacial layers whereby the diffusion and interaction of emulsifiers between the interfaces could possibly occur. Similarly with the HCNO-based double emulsion, the use of doubled Tween-20 of 1% also resulted in a doubled destabilization rate constant for the MCT-based double emulsion (M3), which seemed to be consistent.

Table 4 Destabilization rate constants and R² values of HCNO-based double emulsions according to zero and first-order kinetic models

	Order 0		Order 1	
	k ₀ (%stability/h)	R ²	k ₁ (h ⁻¹)	R ²
Emulsion H1	1.0623	0.892	0.0111	0.895
Emulsion H2	0.4387	0.807	0.0045	0.809
Emulsion H3	0.8784	0.931	0.0091	0.932

Table 5 Destabilization rate constants and R² values of MCT-based double emulsions according to zero and first-order kinetic models

	Order 0		Order 1	
	k ₀ (%stability/h)	R ²	k ₁ (h ⁻¹)	R ²
Emulsion M1	0.7041	0.925	0.0076	0.918
Emulsion M2	0.6386	0.965	0.0068	0.963
Emulsion M3	1.2066	0.961	0.0136	0.957

The stabilization of double emulsion was more difficult to be achieved not only due to its inherent thermodynamically unstable, but also due to other tremendous complexity related to the double emulsion. The presence of inner and outer interfaces between oil and the aqueous phase of which adsorbed emulsifiers could be easily altered when there were some changes such as temperature, pH, shear, viscosity, the presence of other constituents, etc. (Sapei *et al.*, 2022b; 2018; Schuch *et al.*, 2013). The temperature changes would influence the emulsion stability. The desorption of emulsifiers from the interfaces was faster, leading to a faster rate of flocculation or coalescences of the oil globule and, finally, the increasing rate of phase separation (Schuch *et al.*, 2013). The density differences between the oil phase and aqueous phase and the viscosity of double emulsion would also affect the creaming properties. HCNO tended to be less creaming than MCT due to its higher density than MCT, besides its higher viscosity. Furthermore, modulation of the W_1 phase by the addition of NaCl or gelling agent could improve the emulsion stability as well as the efficiency of Vitamin C encapsulation (Chevalier, Gomes, and Cunha, 2022; Hu *et al.*, 2022). Furthermore, the W_1/O ratio, bioactive concentration in the inner W_1 , emulsification process parameters and operation condition also definitely influence the stability of the resulting double emulsions (Kumar *et al.*, 2022; Ying *et al.*, 2021). Further investigations are necessary to elucidate the proper mechanisms of the destabilization process of double emulsions and how to optimize the process to achieve double emulsions with high kinetic stability suitable for various applications in food industries.

4. Conclusions

Double emulsions prepared with different coconut oil types, namely hydrogenated (HCNO) and MCT, were developed with the incorporation of Vitamin C. The inner aqueous phase was potentially developed for functional food products such as low-calorie creamers with high nutrients. Various emulsifiers of combined Tween 20/ PgPr were used to strengthen the outer interfacial layer. It turned out that the double emulsions stabilized with Tween-20 0.5% seemed to sufficiently stabilize the double emulsion, both derived from HCNO and MCT. The HCNO-based double emulsions demonstrated remarkable long-term stability of more than 85% owing to their higher melting point compared to MCT. The lowest destabilization rate constants according to the first-order model kinetics were $4.5 \times 10^{-3} \text{ h}^{-1}$ and $6.8 \times 10^{-3} \text{ h}^{-1}$ for HCNO and MCT-based double emulsions stabilized with Tween-20 0.5%, respectively. Both HCNO and MCT-based double emulsions have been promising to be developed due to the superior health benefits of coconut oil, which exceed those of other oils besides its great potential as an encapsulation vehicle for vitamins and other antioxidant compounds in the inner aqueous phase. However, designing a double emulsion with high kinetic stability has been a great challenge and needs further investigation to unravel the complex factors affecting its stability.

Acknowledgments

We thank PT. Lautan Natural Krimerindo for providing the hydrogenated and MCT coconut oil. We wish to thank Ms. Dyah Ayu Ambarsari for the technical assistance during the experiments. The research was funded by Indonesia Endowment Fund for Education (Lembaga Pengelola Dana Pendidikan/ LPDP) in collaboration with Directorate General of Higher Education, Research, and Technology, Ministry of Education, Culture, Research and Technology of the Republic of Indonesia under the research grant scheme of "Hibah Riset Keilmuan" 2022 (Contract number: 159/E4.1/AK.04.RA/2021).

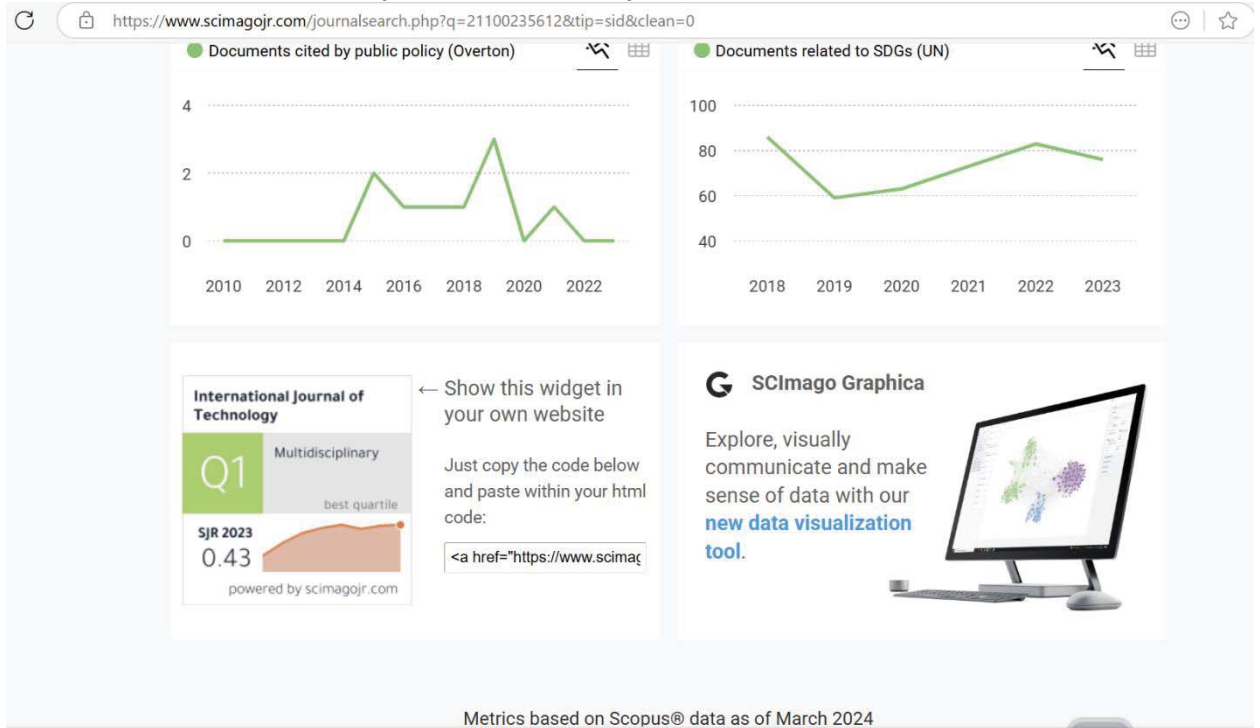
References

- Abbas, S., da Wei, C., Hayat, K., Xiaoming, Z., 2012. Ascorbic Acid: Microencapsulation Techniques and Trends-A Review. *Food Reviews International*, Volume 28 (4), pp. 343–374. <https://doi.org/10.1080/87559129.2011.635390>
- Aditya, N.P., Aditya, S., Yang, H., Kim, H.W., Park, S.O., Ko, S., 2015. Co-delivery of Hydrophobic Curcumin and Hydrophilic Catechin by a Water-In-Oil-In-Water Double Emulsion. *Food Chemistry*, Volume 173, pp. 7–13. <https://doi.org/10.1016/j.foodchem.2014.09.131>
- Boateng, L., Ansong, R., Owusu, W., Steiner-Asiedu, M., 2016. Coconut Oil and Palm Oil's Role in Nutrition, Health and National Development: A Review. *Ghana Medical Journal*, Volume 50 (3), pp. 189–196. <http://dx.doi.org/10.4314/gmj.v50i3.11>
- Caritá, A.C., Fonseca-Santos, B., Shultz, J. D., Michniak-Kohn, B., Chorilli, M., Leonardi, G.R., 2020. Vitamin C: One Compound, Several Uses. Advances for Delivery, Efficiency and Stability. *Nanomedicine: Nanotechnology, Biology and Medicine*, Volume 24, p. 102117. <https://doi.org/10.1016/j.nano.2019.102117>
- Chevalier, R.C., Gomes, A., Cunha, R.L., 2022. Role of Aqueous Phase Composition and Hydrophilic Emulsifier Type on The Stability of W/O/W Emulsions. *Food Research International*, Volume 156, p. 111123. <https://doi.org/10.1016/j.foodres.2022.111123>
- Comunian, T., Babazadeh, A., Rehman, A., Shaddel, R., Akbari-Alavijeh, S., Boostani, S., Jafari, S.M., 2020. Protection and Controlled Release of Vitamin C by Different Micro/Nanocarriers. *Critical Reviews in Food Science and Nutrition*, Volume 62 (12), pp. 3301–3322. <https://doi.org/10.1080/10408398.2020.1865258>
- Dai, Y., Lu, X., Li, R., Cao, Y., Zhou, W., Li, J., Zheng, B., 2022. Fabrication and Characterization of W/O/W Emulgels by Sipunculus nudus Salt-Soluble Proteins: Co-Encapsulation of Vitamin C and β -Carotene. *Foods*, Volume 11(18), p. 2720. <https://doi.org/10.3390/foods11182720>
- Fraj, J.L., Petrović, L.B., Milinković Budinčić, J.R., Katona, J.M., Bučko, S., Spasojević, L.M., 2019. Properties of Double W/O/W Emulsions Containing Vitamin C and E Stabilized with a Gelatin/Sodium Caseinate Complex. *Journal of the Serbian Chemical Society*, Volume 84 (12), pp. 1427–1438. <https://doi.org/10.2298/JSC190515075F>
- Han, L., Lu, K., Zhou, S., Qi, B., Li, Y., 2022. Co-delivery of Insulin and Quercetin in W/O/W Double Emulsions Stabilized by Different Hydrophilic Emulsifiers. *Food Chemistry*, Volume 369, p. 130918. <https://doi.org/10.1016/j.foodchem.2021.130918>
- Heidari, F., Jafari, S.M., Ziaifar, A.M., Malekjani, N., 2022. Stability and Release Mechanisms of Double Emulsions Loaded with Bioactive Compounds; a Critical Review. *Advances in Colloid and Interface Science*, Volume 299, p. 102567. <https://doi.org/10.1016/j.cis.2021.102567>
- Hu, S., Zhuang, D., Gang, Z., Xiao, W., Yanna, Z., Fan, Z., Min, L., Jun, H., Wang, Z., 2022. Fabrication and Spray-Drying Microencapsulation of Vitamin C-loaded W1/O/W2 Emulsions: Influence of Gel Polymers in the Internal Water Phase on Encapsulation Efficiency, Reconstituted Stability, and Controlled Release Properties. *LWT*, Volume 170, p. 114113. <https://doi.org/10.1016/j.lwt.2022.114113>
- Khan, M.A., Bao, H., Cheng, H., Feng, S., Wang, Y., Liang, L., 2023. Fabrication of Whey-Protein-Stabilized G/O/W Emulsion for the Encapsulation and Retention of l-ascorbic acid and α -tocopherol. *Journal of Food Engineering*, Volume 341, p. 111335. <https://doi.org/10.1016/j.jfoodeng.2022.111335>
- Kheynoor, N., Hosseini, S.M.H., Yousefi, G.H., Gahruie, H.H., Mesbahi, G.R., 2018. Encapsulation of Vitamin C in a Rebaudioside-Sweetened Model Beverage Using Water

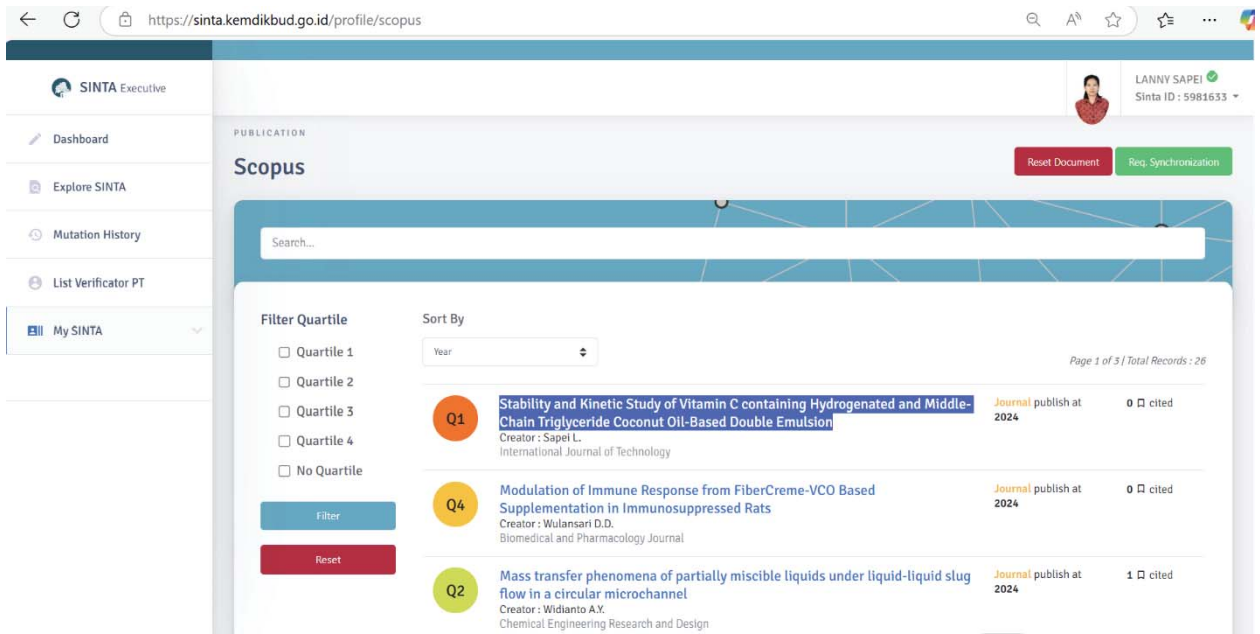
- in Oil in Water Double Emulsions. *LWT*, Volume 96, pp. 419–425. <https://doi.org/10.1016/j.lwt.2018.05.066>
- Kumar, A., Kaur, R., Kumar, V., Kumar, S., Gehlot, R., Aggarwal, P., 2022. New Insights into Water-in-Oil-in-Water (W/O/W) Double Emulsions: Properties, Fabrication, Instability Mechanism, and Food Applications. *Trends in Food Science & Technology*, Volume 128, pp. 22–37. <https://doi.org/10.1016/j.tifs.2022.07.016>
- Leister, N., Karbstein, H.P., 2020. Evaluating the Stability of Double Emulsions—A Review of the Measurement Techniques for the Systematic Investigation of Instability Mechanisms. *Colloids and Interfaces*, Volume 4(1), p. 8. <https://doi.org/10.3390/colloids4010008>
- Lima, R.D.S., Block, J.M., 2019. Coconut Oil: What Do We Really Know About it so Far? *Food Quality and Safety*, Volume 3 (2), pp. 61–72. <https://doi.org/10.1093/fqsafe/fyz004>
- Loffredi, E., Alamprese, C., 2024. Digestion Fate and Food Applications of Emulsions as Delivery Systems for Bioactive Compounds: Challenges and Perspectives. *Food Reviews International*, Volume 40(7), pp. 2103–2127. <https://doi.org/10.1080/87559129.2023.2249098>
- Maruyama, J.M., Soares, F.A.S.D.M., D'Agostinho, N.R., Gonçalves, M.I.A., Gioielli, L.A. and Da Silva, R.C., 2014. Effects of Emulsifier Addition on the Crystallization and Melting Behavior of Palm Olein and Coconut Oil. *Journal of Agricultural and Food Chemistry*, Volume 62 (10), pp. 2253–2263. <https://doi.org/10.1021/jf405221n>
- Matsunaga, Y., Machmudah, S., Wahyudiono, Kanda, H., Sasaki, M., Goto, M., 2014. Subcritical Water Extraction and Direct Formation of Microparticulate Polysaccharide Powders from Ganoderma Lucidum. *International Journal of Technology*, Volume 5(1), pp. 40–50. <https://doi.org/10.14716/ijtech.v5i1.152>
- McClements, D.J., 2016. *Food Emulsions*. Boca Raton, London: CRC Press, Taylor & Francis Group. <https://doi.org/10.1201/b18868>
- Molet-Rodríguez, A., Martín-Belloso, O., Salvia-Trujillo, L., 2021. Formation and Stabilization of W₁/O/W₂ Emulsions with Gelled Lipid Phases. *Molecules*, Volume 26(2), p. 312. <https://doi.org/10.3390/molecules26020312>
- Mudrić, J., Šavikin, K., Ibrić, S., Đuriš, J., 2019. Double Emulsions (W/O/W Emulsions): Encapsulation of Plant Bioactives. *Lekovite sirovine*, Volume 39, pp. 76–83. <https://doi.org/10.5937/leksir1939076M>
- Nelis, V., Declerck, A., Vermeir, L., Balcaen, M., Dewettinck, K. and Van der Meeren, P., 2019. Fat Crystals: A Tool to Inhibit Molecular Transport in W/O/W Double Emulsions. *Magnetic Resonance in Chemistry*, Volume 57(9), pp. 707–718. <https://doi.org/10.1002/mrc.4840>
- Qadariyah, L., Sahila, S., Sirait, C., Purba, C.P.E., Bhuana, D.S., Mahfud, M., 2022. Surfactant Production of Methyl Ester Sulfonate from Virgin Coconut Oil using Aluminum Oxide with Microwave Assistance. *International Journal of Technology*, Volume 13(2), pp. 378–388. <https://doi.org/10.14716/ijtech.v13i2.4449>
- Sapei, L., Adiarto, T., Handomo, R., Chandra, S.H., 2018. Effect of pH on the Stability of W₁/O/W₂ Double Emulsion Stabilized by a Combination of Biosilica and Tween-20. *In: MATEC Web of Conferences*, Volume 215, p. 01028. <https://doi.org/10.1051/mateconf/201821501028>
- Sapei, L., Agustriyanto, R., Fitriani, E.W., Levy, Z., Sumampouw, C., 2022a. Rice Husk Ash for the Stabilization of the Outer Interfacial Layer of W/O/W Double Emulsion. *In: AIP Conference Proceedings*, Volume 2470(1), p. 040004. <https://doi.org/10.1063/5.0080285>

- Sapei, L., Agustriyanto, R., Fitriani, E.W., Levy, Z., Sumampouw, C., 2022b. Enhancement of the Stability of W/O/W Double Emulsion by Chitosan Modified Rice Husk Silica. *International Journal of Technology*, Volume 13(3), pp. 584–595. <https://doi.org/10.14716/ijtech.v13i3.4752>
- Sapei, L., Hwa, L., 2014. Study on the Kinetics of Vitamin C Degradation in Fresh Strawberry Juices. *Procedia Chemistry*, Volume 9, pp. 62–68. <https://doi.org/10.1016/j.proche.2014.05.008>
- Sapei, L., Savitri, E., Darsono, H.E. and Anggraeni, Y., 2023. Influence of Inulin and Isomaltoligosaccharides as Thickener on the Stability of Vitamin C Containing W₁/O/W₂ Double Emulsion. In: 4th International Conference on Informatics, Technology and Engineering 2023 (InCITE 2023), pp. 69–78. https://doi.org/10.2991/978-94-6463-288-0_8
- Schuch, A., Deiters, P., Henne, J., Köhler, K., Schuchmann, H.P., 2013. Production of W/O/W (water-in-oil-in-water) Multiple Emulsions: Droplet Breakup and Release of Water. *Journal of Colloid and Interface Science*, Volume 402, pp. 157–164. <https://doi.org/10.1016/j.jcis.2013.03.066>
- Snoussi, A., Chouaibi, M., Bouzouita, N., Hamdi, S., 2020. Microencapsulation of Catechin Using Water-in-Oil-in-Water (W₁/O/W₂) Double Emulsions: Study of Release Kinetics, Rheological, and Thermodynamic Properties. *Journal of Molecular Liquids*, Volume 311, p. 113304. <https://doi.org/10.1016/j.molliq.2020.113304>
- Su, Y., Sun, Y., McClements, D.J., Chang, C., Li, J., Xiong, W., Sun, Y., Cai, Y., Gu, L., Yang, Y., 2022. Encapsulation of Amino Acids in Water-In-Oil-In-Water Emulsions Stabilized by Gum Arabic and Xanthan Gum. *International Journal of Biological Macromolecules*, Volume 220, pp. 1493–1500. <https://doi.org/10.1016/j.ijbiomac.2022.09.150>
- Tania, D., Kuswahyuning, R., 2020. Water-in-Oil-in-Water (W/O/W) Double Emulsion Formulations using Variation Concentration of Carboxymethyl Cellulose Sodium. *Journal of Food and Pharmaceutical Sciences*, Volume 8 (20), pp. 284–293. <https://doi.org/10.22146/jfps.739>
- Yamamoto, Y., Misawa, R., 2018. Effect of Emulsifier Concentration on the Oxidation of an O/W Emulsion Prepared from Canola Oil. *Food and Nutrition Sciences*, Volume 9(6), pp. 683–692. <https://doi.org/10.4236/fns.2018.96052>
- Yan, B., Davachi, S.M., Ravanfar, R., Dadmohammadi, Y., Deisenroth, T.W., Van Pho, T., Odorisio, P.A., Darji, R.H., Abbaspourrad, A., 2021. Improvement of Vitamin C Stability in Vitamin Gummies by Encapsulation in Casein Gel. *Food Hydrocolloids*, Volume 113, p. 106414. <https://doi.org/10.1016/j.foodhyd.2020.106414>
- Ying, X., Gao, J., Lu, J., Ma, C., Lv, J., Adhikari, B., Wang, B., 2021. Preparation and Drying of Water-in-Oil-in-Water (W/O/W) Double Emulsion to Encapsulate Soy Peptides. *Food Research International*, Volume 141, p. 110148. <https://doi.org/10.1016/j.foodres.2021.110148>
- Zheng, L., Cheng, X., Cao, L., Chen, Z., Huang, Q., Song, B., 2022. Enhancing Pesticide Droplet Deposition through O/W Pickering Emulsion: Synergistic Stabilization by Flower-Like ZnO Particles and Polymer Emulsifier. *Chemical Engineering Journal*, Volume 434, p. 134761. <https://doi.org/10.1016/j.cej.2022.134761>

1. Bukti Jurnal Internasional Bereputasi terindeks Scopus (Q1)



2. Bukti pencatatan artikel pada laman SINTA



3. Bukti pencatatan artikel di repository Ubaya

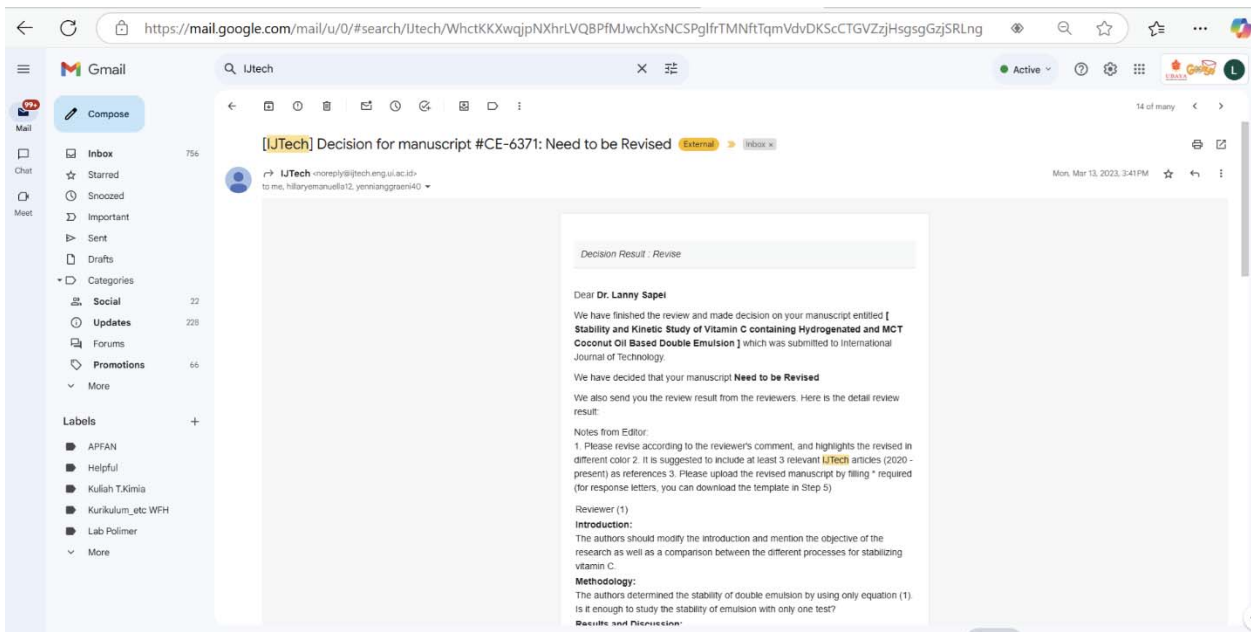
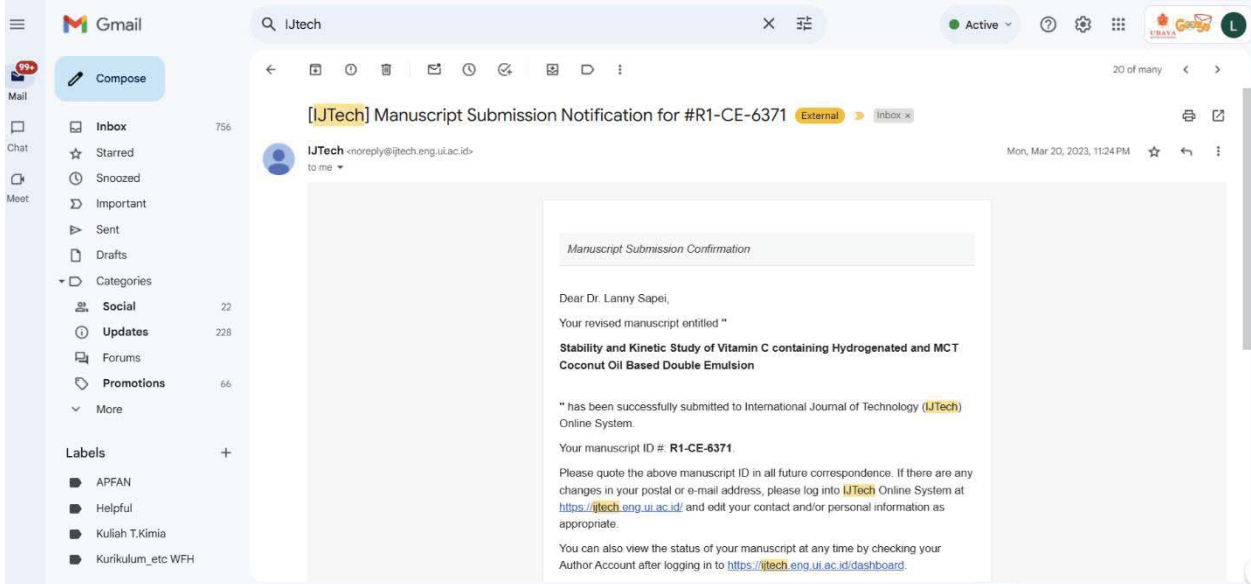
The screenshot shows the repository page for the article. The title is "Stability and Kinetic Study of Vitamin C containing Hydrogenated and Middle-Chain Triglyceride Coconut Oil-Based Double Emulsion". The authors listed are Sapei, Lanny and Savitri, Emma and Jati, Ignasius Radix Astadi Praptono J and Indrawanto, Rochmad and Darsono, Hillary Emmanuella and Anggraeni, Yenni and Sumampouw, Cindy. The article is published in the International Journal of Technology (IJTech), Volume 15, Issue 6, pages 1982-1993, in 2024. There is a PDF download link for the article, which is 612kB in size. An abstract is provided, detailing the study's aim to stabilize a water-in-oil-in-water (W1/O/W2) double emulsion using coconut oil and various emulsifiers (Tween-20, PgPr) to improve its stability against external factors like light and shear. The study found that the HCNO-based emulsion was more stable than the MCT-based one.

4. Bukti publikasi e-journal pada laman International Journal of Technology

<https://ijtech.eng.ui.ac.id/article/view/6371>

The screenshot shows the article page on the IJTech website. The article title is "Stability and Kinetic Study of Vitamin C containing Hydrogenated and Middle-Chain Triglyceride Coconut Oil-Based Double Emulsion". The authors are Lanny Sapei, Emma Savitri, Ignasius Radix A.P. Jati, Rochmad Indrawanto, Hillary Emmanuella Darsono, Yenni Anggraeni, and Cindy Sumampouw. The article was published on December 24, 2024, in Volume 15, No 6 of IJTech. The DOI is 10.14716/ijtech.v15i6.6371. The article has 167 downloads. There are buttons for downloading the PDF, viewing who cited the paper, and sharing the article. A table of contents is also visible, listing sections like Article, Abstract, Introduction, Experimental Methods, Results and Discussion, Conclusion, Acknowledgement, and References.

5. Bukti korespondensi dengan editor International Journal of Technology



Gmail interface showing an email from IJTech. The subject is "[IJTech] Decision for manuscript #R1-CE-6371: Accepted". The email content includes:

Editor Decision on #R1-CE-6371 - Accepted

Ms ID #R1-CE-6371
 Title : Stability and Kinetic Study of Vitamin C containing Hydrogenated and MCT Coconut Oil Based Double Emulsion
 Author(s) : Lanny Sapei, Hillary Emmanuella Darsono Darsono, Yenni Anggraeni, Cindy Sumampouw

Dear Dr. Lanny Sapei ,
 Greetings from Depok,

The editorial board is delighted to inform you that your paper entitled "Stability and Kinetic Study of Vitamin C containing Hydrogenated and MCT Coconut Oil Based Double Emulsion " has been accepted to be published on **IJTech**. **Congratulation!**

In order to ensure the readability and the quality of the journal, Starting from 1st of January 2020, all accepted articles to publish will be subjected to article processing charge (APC) of US\$ 550 for Regular Publication or US\$ 650 for Special Edition Publication, plus 10% VAT, as announced in **IJTech's website**. This fee covers the

Gmail interface showing a follow-up email from IJTech. The subject is "[IJTech-CE-6371] Final Proof reading & Copyright form (revise attachment)". The email content includes:

Dear Dr. Lanny Sapei,

The editorial boards are delighted to inform you that your paper has been accepted to be published

We have carried out the necessary layout and editing of your manuscript.
 Prior to publication, we need your final proof and copyright of the paper.

Here are notes from the editor:

1. We suggested author can write stand for "MCT" and remove MCT in the title.
2. Currently, the number of cited references in this article are only 27 refs. Authors must add citation more than 35 refs.
3. Font in the graphical abstract is blurry, please revise it and provide high resolution at least 300 DPI.

Please make all revisions in the last file we sent (We do not accept another file), highlights the revised in different color

Enclosed, please find the copyright form and the paper for a final check and please confirm that the article is ready for printing.

Any confirmation of the final check should be submitted on **November 11, 2024**. The copyright form can be printed, signed, scanned and send by replying to this email (ijtech@eng.ui.ac.id).

Please check the final manuscript carefully until there are no errors because it cannot make revisions after publishing.

On behalf of the editorial boards, we want to express to you and your collaborators our deep appreciation for your contribution to **IJTech**.

We look forward to receiving the copyright form and proofs at your earliest convenience.

Kind regards,

← ↻ 🔍 <https://mail.google.com/mail/u/0/#search/IJtech/WhctKlbNHTIBhBdwszTcTCZNhXqClvhrDSnQVvmhvczQCDhrVlmtNsZdWRVrtpZWwXC...> ☆ ⋮

☰ Gmail 🔍 IJtech × 🗒️ Active ? ⚙️ 📧 📧 📧 📧 📧

99+ Mail ✎ Compose

Chat

Meet

Inbox 756

☆ Starred

🕒 Snoozed

📌 Important

➤ Sent

📧 Drafts

📂 Categories

👤 Social 22

🕒 Updates 228

📰 Forums

🔍 Promotions 66

More

Labels +

APFAN

Helpful

Kuliah T.Kimia

Kurikulum_etc WFH

← 🗑️ 🕒 📧 🕒 📧 📧 📧 📧 1 of many < >

[IJTech] Your manuscript is published at Volume 15 Issue 6, Dec 2024 External Inbox x

IJTech <noreply@ijtech.eng.ui.ac.id>
to me, yannianggraeni40, cinddys8

Tue, Dec 24, 2024, 7:11 PM ☆ ↶ ⋮

Journal Publishing

Dear

1. Dr. Lanny Sapei
2. Ms. Emma Savitri
3. Dr. Ignasius Radix A.P. Jati
4. Mr. Rochmad Indrawanto
5. Ms. Hillary Emmanuella Darsono
6. Ms. Yenni Anggraeni
7. Ms. Cindy Sumampouw

Greetings from Depok!

On behalf of the Editorial Board, I am pleased to inform you that your article entitled **Stability and Kinetic Study of Vitamin C containing Hydrogenated and Middle-Chain Triglyceride Coconut Oil-Based Double Emulsion** has been published online in *Volume 15 Issue 6, Dec 2024*. You can check the online version at: <https://ijtech.eng.ui.ac.id/issue/9/>

The articles are available to be accessed and downloaded free of charge.