



Difference in Rill Costs With INA-CBGs Rates and Treatment Rationality of Inpatient Asthma Children

**Amelia Lorensia^{1,*}, Marthy Meliana Ariyanti Jalmav²,
Adilah Fatin Amir¹, Fida Shafi Anizzalati¹**

¹Department of Clinical Pharmacy-Community, Faculty of Pharmacy, University of Surabaya,
Jl. Raya Kalirungkut, 60293 Indonesia

²Faculty of Pharmacy, Universitas Anwar Medika, Jl. Parengan, Semawut, Balongbendo, Kec. BalongBendo,
Kabupaten Sidoarjo, Jawa Timur 61262 Indonesia

*Corresponding author: amelia.lorensia@gmail.com; amelia.lorensia@staff.ubaya.ac.id

Abstract

Asthma in children may affect children's efficiency at school because frequent attacks occur which disrupt children's activities, so that asthma in children is a serious problem that requires appropriate treatment. The aim was to know the difference in real costs and INA-CBGs rates and to analyze Drug-Related Problems (DRP) based on the severity of asthma and the real costs for childhood asthma at Anwar Medika Sidoarjo Hospital. The design of this study was retrospective using patient medical record data collection, for January 2020-December 2022. Data collection containing real cost data and BPJS claim cost data. Analysis of DRP based on PCNE (Pharmaceutical Care Network Europe) includes problems and causes. There were 77 subjects. the real costs for the severity of mild asthma class I, class III, and moderate asthma class II were high when compared with the INA-CBGs rates, while the severity level of severe asthma class III it was found that the real costs were lower than the INA-CBGs rates. There is no difference between total real costs and INA-CBGs rates for asthma cases in BPJS participating children. The average real cost is Rp. 2,557,453 and the average INA-CBGs tariff is Rp. 2,792,873. There was no significant difference between real costs and INA-CBGs rates ($P=0.162$). All respondents experienced DRP (100%) and the highest incidence of DRP was M3.1 and P1.2 in 44 people (57.14%) with 180 cases (60.82%). In 77 patients with a total number of cases of 296, the real costs were mostly incurred in class III mild asthma patients (58 people), namely DRP type M3.1 with P1.2 with an average cost of Rp. 2,640,221.

Keywords: Asthma, real costs, INA-CBGs, drug-related problems

Received: 17 November 2023

Accepted: 28 November 2024

DOI: <https://doi.org/10.25026/jtpc.v8i2.619>



Copyright (c) 2024, Journal of Tropical Pharmacy and Chemistry. Published by Faculty of Pharmacy, University of Mulawarman, Samarinda, Indonesia. This is an Open Access article under the CC-BY-NC License.

How to Cite:

Lorensia, A., Jalmav, M. M. A., Amir, A. F., Anizzalati, F. S., 2024. Difference in Rill Costs With INA-CBGs Rates and Treatment Rationality of Inpatient Asthma Children. *J. Trop. Pharm. Chem.* **8**(2). 123-135. DOI: <https://doi.org/10.25026/jtpc.v8i2.619>

1 Introduction

Asthma according to the Global Initiative for Asthma is a heterogeneous disease, characterized by chronic inflammation of the airways, with respiratory symptoms such as wheezing, shortness of breath, chest tightness, and characterized by a cough that varies from time to time [1]. Asthma is a chronic inflammatory disorder associated with airway hyperresponsiveness which causes repeated episodes (wheezing) [2]. Although asthma cannot be cured most of the time, asthma symptoms can be controlled by avoiding or reducing exposure to asthma triggers (allergies and irritants) and by following recommendations for asthma education and appropriate medical care [3]. The global prevalence of asthma in children has increased significantly over the last 40 years and childhood asthma has a high prevalence rate compared to adults [4,5]. Currently globally there are around 300 million people suffering from asthma throughout the world, and it is likely that there will be an increase of 100 million cases by 2025 [4]. In 2018, Indonesia had a national figure for asthma cases of 2.4% [6]. In the 2007-2018 period, the prevalence of asthma according to provinces in Indonesia shows that the province of East Java has experienced an increase from previously being below the national figure to now being above the national figure for asthma sufferers [7]. As prevalence increases, Indonesia needs more effective treatment and therapy to prevent asthma, especially asthma exacerbations [8]. Asthma exacerbations can also be called attacks. Asthma exacerbations are a major cause of

disease morbidity, increases in health care costs, and, in some patients, a greater progressive loss of lung function. Patients with asthma exacerbations have significantly higher total health care costs. In patients who frequently experience asthma exacerbations and whose asthma is not controlled, this can lead to reduced productivity, low quality of life, and can increase health costs for asthma sufferers [9,10].

Asthma is a world health problem which is a factor causing medical costs to increase so that it becomes an economic burden for patients and society [11]. Asthma, especially in patients experiencing asthma exacerbations, affects half of all children in the United States under the age of 18 years, and is a major driver of the economic burden of health care costs [12]. In relation to the economic burden of the United States, childhood asthma costs 50 million dollars each year and is the main cause of inpatient hospital visits [13].

Asthma in children may affect children's efficiency at school because frequent attacks occur which disrupt children's activities, so that asthma in children is a serious problem that requires appropriate treatment [14]. Asthma attack patients need fast care and treatment, therefore health insurance coverage is very beneficial for patients regarding access to appropriate care and treatment facilities when experiencing an asthma attack. For asthma sufferers in Indonesia who are health insurance participants (JKN/ *Jaminan Kesehatan Nasional*), participants receive cost insurance from the JKN organizer, namely the Social Security Administration (BPJS/ *Badan*

Penyelenggaraan Jaminan Sosial). BPJS provides coverage for medical costs for chronic diseases, one of which is asthma [15]. JKN is a guarantee in the form of health protection so that participants obtain health care benefits and protection in meeting basic health needs provided to everyone who has paid contributions or whose contributions are paid by the government [16].

The JKN payment method organized by BPJS in health services is to use a prospective method, namely tariffs (INA-CBG's Indonesian Case Based Groups) [17]. INA-CBG's tariff is the amount of payment that BPJS claims to hospitals as an advanced reference for service packages based on the grouping of diagnosed diseases and the treatment given to patients [18]. However, in hospitals very often there are inequalities or differences between the amount of fees paid in the INA-CBG system and the hospital's real costs [19]. The cause of the difference in real costs and INA-CBGs rates usually lies in the patient's length of stay. If the patient is hospitalized for a long time then the care and treatment provided is also high so that the costs incurred by the hospital increase, whereas the INA-CBGs rates do not assess whether it is long or not, inpatients because they only see the patient's initial diagnosis [20]. Inappropriate or irrational use of medications can also have a negative impact on costs [15]. The latest data was recorded in 2017, the highest number of hospitalized asthma cases in Indonesia was recorded in East Java with 7,942 cases [7].

Previous research regarding the difference between real hospital costs and INA-CBG's rates for asthma patients hospitalized in a hospital in 2019 obtained data results that showed the total difference in class 3 mild asthma patients with a total of 5 patients amounting to Rp. 55,505,650 from the calculation of the difference in total hospital real costs which is less compared to the larger total INA-CBG rates [21]. The difference in costs that occurs between real costs and INA-CBGs rates, and children's asthma, including the economic burden, will have an impact on operations in the future, affecting the hospital's financial management as well as the quality of its services [20]. Therefore, research was conducted at the Anwar Medika Sidoarjo General Hospital to find out whether there was a difference in costs between the real hospital

costs and the INA-CBG's rates for childhood asthma.

Efficient treatment is also related to the rationality of treatment for optimal treatment and preventing unnecessary costs [9,22]. Drug-Related Problems (DRPs) are undesirable conditions that befall patients caused by errors in drug therapy related to the patient's recovery. DRPs include, among other things, therapy without indications, under-over dosage, administration of drugs without indications, inappropriate drug selection, drug side effects, and patient failure to receive the drug [23].

Previous research related to DRP in asthma treatment used the PCNE classification, as carried out by Lorensia and Fatmala [24], to analyze DRP in outpatient asthma treatment in outpatient asthma patients in Surabaya. The results showed that of the 40 respondents the DRP was 34 respondents (85.00%). The domain related to the effectiveness is that the drug effect is not optimal (88.24%) and other drugs are not needed (11.76%) and the cause of drug selection is the improper combination of drugs (2.87%). Another study by Lorensia and Wijaya [25], with the number of patients analyzed was 60 inpatient asthma patients at a hospital in Surabaya. The results of the study showed that there was a correlation between the number of drugs and the type of DRPs that were less appropriate, so that the more types of drugs used by patients with asthma, the greater the risk of the patient getting inappropriate drugs. The aim of the research was to find out whether there was a difference in real costs and INA-CBGs rates and to analyze Drug-Related Problems (DRP) based on the severity of asthma and the real costs for childhood asthma at Anwar Medika Sidoarjo Hospital.

2 Methods

2.1 Research design

The design of this study was retrospective using patient medical record data collection. This study compares two medical costs, namely real costs with INA-CBG's rates for asthma in children at Anwar Medika Sidoarjo Hospital, and uses medical record data for January 2020 - December 2022.

2.2 Research variable

Pediatric asthma patients are patients with asthma exacerbations and diagnosed with asthma based on standard diagnostic criteria at RSUD Anwar Medika Sidoarjo. Real costs are direct medical costs, namely room costs, doctor's services, pharmacy costs, laboratory

costs, medical equipment rental costs, radiology costs and medical equipment costs. INA-CBGs costs are costs for patients registered as BPJS patients at Anwar Medika Sidoarjo General Hospital class C private hospitals and are grouped based on class I, class II and class III BPJS patients (Table 1).

Table 1. INA-CBGs Rates in 2016 Regional 1 Private Hospital Class C Government Inpatient [26]

Code INA- CBGS	Description code INA CBG's	Rates class 1 (Rp.)	Rates class 2 (Rp.)	Rates class 3 (Rp.)
J-4-18-I	Asthma and bronchiolitis (mild)	3,263,900	2,797,600	2,331,300
J-4-18-II	Asthma and bronchiolitis (moderate)	4,489,200	3,847,900	3,206,600
J-4-18-III	Asthma and bronchiolitis (severe)	4,725,400	4,050,400	3,375,300

2.3 Population and Sample.

The population in this study were all pediatric patients who experienced asthma exacerbations who were hospitalized with INA-CBGs codes J-4-18-I, J-4-18-II, J-4-18-III [26], at Anwar Medika Hospital Sidoarjo for 2020-2022. The sample in this study was BPJS participating patients at Anwar Medika Sidoarjo Hospital who had to meet the inclusion criteria: aged <18 years and have complete data (patient identity and cost data during treatment). This research uses a purposive sampling technique. The sample size in this research is determined using the Slovin formula (Equation 1).

$$n = \frac{N}{1 + N(d)^2} \quad \text{(Equation 1)}$$

Note:

n= Estimated sample size;

N= Estimated population size;

D= Error rate used (d=0.05).

The minimum sample in this study was 64 samples.

2.4 Data Collection and Analysis.

Data collection containing real cost data and BPJS claim cost data. Real costs are classified into room costs, doctor services, nurse services, laboratory costs, pharmacy costs, equipment rental costs, and other health

services according to the patient's medical needs.

In the research used in this analysis are real costs and costs that have been determined by BPJS, namely the INA-CBS tariff, with a ratio scale. After collecting data from medical records and patient cost data, the data is then analyzed using a normality test. In this study, the number of samples obtained was 77 patients, so a normality test was carried out using Kolmogorov-Smirnov because the number of samples was >50. If the significance value (sig.) was >0.05 then the research data is normally distributed and continued with parametric statistical analysis using the independent t-test to determine the significant difference between real hospital costs and INA CBG'S inpatient rates based on each class and room. If the significance value (sig.) was <0.05 then the research data is not normally distributed and continues with non-parametric statistical analysis using Mann-Whitney, followed by the Kruskal Wallis test to determine the difference in real costs and INA-CBGs for pediatric asthma patients based on class level. I, II, III, and overall mild, moderate, and severe severity levels.

Analysis of drug-related problems (DRP) based on DRP in this study includes problems and causes. Based on the guidelines on the PCNE [23], a classification scheme was used for drug-related problems and causes of DRP occurrence (Table 2).

Table 2. Scope of DRP based on PCNE Covering Problems and Causes

MTO based on:	Code	Main domain	Problem	Information
Problem	M1.1	Therapeutic effectiveness	There is no effect from drug therapy even if the drug is used correctly	Analyze the effectiveness of asthma therapy and other treatments received by patients
	M1.2		The drug effect is not optimal	Analyze the effects of drugs that are not optimal in asthma patients
	M1.3		There are indications or symptoms that are not treated	Analyze the presence of indications or symptoms that are not treated in patients with asthma attacks
	M2.1	Therapy safety	There has been (or may occur) an undesired drug reaction or drug-related adverse event	Analyzing the incidence of ADRs in the treatment of asthma patients, including (data in medical records). - Cardiovascular disorders = blood pressure, pulse rate, respiratory rate - Indigestion = diarrhea, nausea, vomiting, constipation - Nervous Disorders = dizziness
	M3.1	Etc	Unnecessary medication	Analyze the presence of unnecessary medications in asthma patients
Reason	P1.1	Drug Selection	Selection of drugs not in accordance with guidelines (therapy guidelines) or formulary (including contraindications)	Analyze whether patients receive medications that are not in accordance with therapy guidelines for asthma patients
	P1.2		There is no indication for the choice of this drug	Analyze the presence of drug indications in asthma patients
	P1.3		Inappropriate combinations (drug-drug, drug-herb, or drug-supplement combinations)	Analyzing drug interactions in asthma patients
	P1.4		Inappropriate duplication of therapeutic classes (drug classes) or active drug ingredients	Analyzing inappropriate drug duplication in asthma patients
	P1.5		There are indications, but the medication is not prescribed or the medication selected/prescribed is incomplete	Analyzing any indications in patients who received medication but did not comply with what was prescribed
	P1.6		Too many different drugs or active ingredients are prescribed for the same indication	Analyzing too many different drugs but the same indication
	P2.1	Selection of dosage form	Inappropriate/unsuitable dosage form/drug formulation (for that patient)	Analyzing drug dosage forms that are not suitable for treatment in asthma patients
	P3.1	Dosage selection	The drug dose is too low	Analyzing low drug doses in asthma patients
	P3.2		The drug dose is too high	Analyzing high drug doses in asthma patients
	P3.3		Dosage adjustments are less frequent	Analyzing underdosing in asthma patients
	P3.4		Dosage adjustments too frequently	Analyzing too frequent dosing in asthma patients
	P3.5		Instructions for how to use/time to administer the drug are wrong, unclear, or non-existent	Analyze the timing rules for administering medication to asthma patients
	P4.1	Determining the length of treatment	Length/duration of treatment is too short	Analyzing the effects of treatment that is too short in asthma patients
	P4.2		Length/duration of treatment is too long	Analyzing the effects of too long treatment in asthma patients

3 Results and Discussion

This research was conducted retrospectively by looking at medical record data of pediatric asthma patients to determine the difference in real costs and INA-CBGs. This research was conducted at Anwar Medika Sidoarjo Hospital from May to June 2023 in the medical records and finance department. There were 77 subjects who were registered as asthma patients and who met the inclusion criteria, consisting of patients with class I, class II and class III asthma attacks.

3.1 Research Sample Characteristics Data.

Patients are 100% BPJS patients and it is known that the gender characteristics of 49 patients (63.64%) are more male than female, 28 patients (36.36%). The highest number of children with asthma was in the 7-17 year age range, as many as 68 people (88.31%). The longest inpatient treatment was 2 days in 23 people (Table 3). This is in accordance with data from Aulia's research which shows that the prevalence of asthma is higher in boys [4]. However, at children aged <14 years, asthma in male children is higher than in female children because the diameter of the respiratory tract in

male children is narrower than in female children [1].

3.2 Total Real Cost Profile of Asthma by Classroom and Severity Level.

The real rate is calculated based on the rate for health services at the hospital including components of facility services, services, medical needs and services according to each service, and inpatient rates. Meanwhile, the INA-CBGs tariff calculation is based on diagnosis codes whose tariff standards have been set by the government. The health service rates include components of procedure costs, medical

personnel costs, drug costs, supporting facilities costs and others. The INA-CBGs tariff calculation is calculated based on a combination of diagnosis codes and action procedures whose standard tariffs have been set by the government. The real cost components based on class and severity level can be seen in Table 4. It is known that the real costs for the severity of mild asthma class I, class III, and moderate asthma class II are high when compared with the INA-CBGs rates, while the severity level of severe asthma class III it was found that real costs were lower than the INA-CBGs rates (Table 5).

Table 3. Patient Characteristics Based on Asthma Severity Level

Characteristics		Asthma Severity Level							
		Mild (n=59)		Moderate (n=4)		Severe (n=14)		Total (n=77)	
		Freq.	(%)	Freq.	(%)	Freq.	(%)	Freq.	(%)
Gender	Male	35	45.45	3	3.90	11	14.29	49	63.64
	Female	24	31.17	1	1.30	3	3.90	28	36.36
Age (Year) [27]	5-6	4	5.19	0	0.00	5	6.49	9	11.69
	7-17	55	71.43	4	5.19	9	11.69	68	88.31
Length of Treatment	1	14	18.18	1	1.30	0	0.00	15	19.48
	2	20	25.97	2	2.60	1	1.30	23	29.87
	3	17	22.08	1	1.30	4	5.19	22	28.57
	4	7	9.09	0	0.00	6	7.79	13	16.88
	5	0	0.00	0	0.00	2	2.60	2	2.60
	6	1	1.30	0	0.00	1	1.30	2	2.60
Room class	Class I	1	1.30	0	0.00	0	0.00	1	1.30
	Class II	0	0.00	4	5.19	0	0.00	4	5.19
	Class III	58	75.32	0	0.00	14	18.18	72	93.51

Table 4. Real Cost Components Based on Classroom and Severity Level

		Total and Average Costs					
Direct Medical Cost Categories	Category	Classroom			Severity Level		
		Class I (n=1)	Class II (n=4)	Class III (n=72)	Mild (n=59)	Moderate (n=4)	Severe (n=14)
		Average (Rp.)	Average (Rp.)	Average (Rp.)	Average (Rp.)	Average (Rp.)	Average (Rp.)
Action Medical personnel	Cost of non-surgical procedures	634,000	417,500	246,000	240,203	417,500	298,143
	Consultation fees	420,000	307,500	250,417	228,051	307,500	356,786
	Expert costs	30,000	30,000	30,000	30,000	30,000	30,000
	Nursing costs	342,000	259,500	206,417	195,085	259,500	263,857
Supporting facilities	Supporting costs	102,000	102,000	102,000	102,000	102,000	102,000
	Radiology Fees	115,000	115,000	107,917	110,678	115,000	96,786
	Laboratory Fees	936,000	699,000	455,694	455,203	699,000	492,071
	Room Fees	1,200,000	900,000	625,000	586,441	900,000	828,571
Medicine and others	Drug costs	377,000	303,303	258,669	238,078	303,303	353,913
	Cost of medical equipment	613,832	484,565	260,500	249,365	484,565	322,664
	BMHP costs	587,400	310,950	126,157	144,393	310,950	82,250
	Equipment rental costs	17,000	89,000	20,167	20,864	89,000	17,000

Table 5. Differences in Total Costs for Asthma Severity Levels and Classrooms Based on Real Costs Compared with INA-CBGs Rates

Room class	Mild (n=59)			Moderate (n=4)			Severe (n=14)		
	Freq.	Real Cost (Rp.)	Rates INA-CBGs (Rp.)	Freq.	Real Cost (Rp.)	Rates INA-CBGs (Rp.)	Freq.	Real Cost (Rp.)	Rates INA-CBGs (Rp.)
Class I	1	5,374,455	3,263,900	-	-	-	-	-	-
Class II	-	-	-	4	16,073,272	11,190,400	-	-	-
Class III	58	148,046,907	135,215,400	-	-	-	14	45,556,580	47,254,200

Direct medical costs in this study include components of action costs, medical personnel costs (consultation from doctors, experts and nurses), drug and other costs (drugs, medical equipment and consumable medical materials) and supporting facilities (equipment rental, rooms, support, radiology and laboratory). The cost analysis used in this research uses direct medical costs [28].

In this study, the average cost for patients with mild asthma attacks in class I was higher than the cost for INA-CBGs, where the real cost was Rp. 5,374,455 and the INA CBGS tariff is IDR. 3,263,900. The average real cost for patients with moderate asthma attacks in class II is also higher than the INA CBGS rate, where the real cost is Rp. 4,018,318/patient and INA CBGS of Rp. 2,797,600/patient, with a negative difference indicating that INA-CBG's claim rate is smaller than the real costs incurred. The results of this study are different from previous research [21], which provided a positive difference, where the total real costs were lower than INA-CBG's rates. However, in class III heavy attacks, the real costs are lower compared to the INA-CBGs tariff, namely IDR. 3,254,041/patient and Rp. 3,375,300/patient for the INA-CBGs rate, with a positive difference indicating that the INA-CBG rate claim is greater than the real costs incurred. A positive difference means that the direct medical costs incurred by the hospital in treating pediatric asthma patients do not exceed the rates set by the government, so it does not cause potential losses for the hospital. The results of this study are in accordance with other studies [21], which provide a positive difference, where the total real costs are lower than the INA-CBG's rates, which means the hospital's success in carrying out treatment efficiently and effectively.

In the technical instructions for the 2023 Indonesian Minister of Health Regulation, it is explained that the INA-CBG tariff components include service administration components, accommodation, doctor's services,

hospitalization, examination, treatment, basic medical consultation in the emergency unit, medical equipment, ambulances and health services. others according to the patient's medical needs [29].

3.3 Real Cost Differences Compared to INA-CBGs Rates

On the difference between real costs and INA-CBG's rates at the Anwar Medika Sidoarjo General Hospital, the real rates are calculated in detail on the types of services including components of care services, experts, non-surgical procedures, radiology, laboratories, rooms, medicines, medical devices and medical materials. disposable. Meanwhile, the calculation of INA-CBG's rates is calculated based on the accumulation or combination of diagnosis codes and procedure/action codes into an INA-CBG's code whose standard rates have been determined by the government. The average real cost is Rp. 2,557,453 and the average INA-CBGs ratesf is Rp. 2,792,873. The results of the normality test using Kolmogorov Smirnov with a value of $P=0.000$ ($P<0.05$), which means it is not normally distributed. Then proceed with the Mann-Whitney test. The test results are different between the two with a value of $P=0.162$, meaning there is no significant difference between real costs and INA-CBGs rates.

3.4 Analysis of Drug-Related Problems (DRP).

All respondents experienced DRP (100%), both in the emergency room and in the inpatient room. The highest incidence of DRP was M3.1 and P1.2 in 44 people (57.14%) with 180 cases (60.82%). The results of the percentage of occurrences of drug-related problems experienced by the sample while in the ER and overall hospitalization can be seen in Table 6. The use of DRP-related drugs based on problems and causes can be seen in Table 7.

Table 6. Frequency of Number of Drug-Related Problems Based on Problem

Treatment in	MTO type		Based on Number of Samples		Based on Number of Cases	
	based on Problem	based on Cause	Frequency (n=77)	Percentage of Total Sample (%)	Number of Cases (n=296)	Percentage of Total Cases (%)
IGD	M1.2	P3.1	8	10.39	8	2.70
	M3.1	P1.1	50	64.94	50	16.89
	M3.1	P1.2	44	57.14	90	30.41
Inpatient	M1.2	P3.1	8	10.39	8	2.70
	M3.1	P1.1	49	63.64	50	16.89
	M3.1	P1.2	44	57.14	90	30.41

M1.2 = Drug effect is not optimal

M3.1 = Medication not needed

P1.1 = Drug selection does not comply with *guidelines* (therapy guidelines) or formulary (including contraindications)

P1.2 = There is no indication for selecting this drug

Table 7. Use of MTO-Related Medications Based on Problems and Causes

Treatment in	MTO related drugs		MTO type		Based on Number of Samples		Based on Number of Cases	
	Drug Class	Medicine name	based on Problem	based on Cause	Frequency (n=77)	Percentage of Total Samples (%)	Number of Cases (n=296)	Percentage of Total Number of Cases (%)
IGD	Oxygen	Oxygen	M3.1	P1.2	5	6.49	5	1.69
	ICS	Budesonide	M3.1	P1.2	6	7.79	6	2.03
	Penicillin	Ampicillin Na and Sulbactam	M3.1	P1.2	6	7.79	6	2.03
	SABA	Salbutamol	M3.1	P1.1	50	64.94	50	16.89
	NSAIDs	metamizole	M3.1	P1.2	5	6.49	5	1.69
		Ibuprofen	M3.1	P1.2	14	18.18	14	4.73
	Cephalosporins	Ceftriaxon	M3.1	P1.2	16	20.79	16	5.41
	H2 receptor antagonist	Ranitidine	M3.1	P1.2	23	29.87	23	7.77
	Serotonin receptor antagonist	Ondansetron	M3.1	P1.2	13	18.88	13	4.39
	Acetaminophen	Paracetamol	M3.1	P1.2	1	1.30	1	0.34
	PPI	Omeprazole	M3.1	P1.2	1	1.30	1	0.34
	Systemic corticosteroids	Methylprednisolone	M1.2	P3.1	8	10.39	8	2.70
Inpatient	Oxygen	Oxygen	M3.1	P1.2	5	6.49	5	1.69
	ICS	Budesonide	M3.1	P1.2	6	7.79	6	2.03
	Penicillin	Ampicillin Na and Sulbactam	M3.1	P1.2	6	7.79	6	2.03
	SABA	Salbutamol	M3.1	P1.1	49	63.63	50	16.89
	NSAIDs	metamizole	M3.1	P1.2	5	6.49	5	1.69
		Ibuprofen	M3.1	P1.2	14	18.18	14	4.73
	Cephalosporins	Ceftriaxon	M3.1	P1.2	16	20.79	16	5.41
	H2 receptor antagonist	Ranitidine	M3.1	P1.2	23	29.87	23	7.77
	Serotonin receptor antagonist	Ondansetron	M3.1	P1.2	13	18.88	13	4.39
	Acetaminophen	Paracetamol	M3.1	P1.2	1	1.30	1	0.34
	PPI	Omeprazole	M3.1	P1.2	1	1.30	1	0.34
	Systemic corticosteroids	Methylprednisolone	M1.2	P3.1	8	10.39	8	2.70

NSAID : Non Steroidal Anti Inflammatory Drugs

ICS : Inhaled CorticoSteroid

PPI : Proton Pump Inhibitor

SABA : Short-Acting Beta Agonist

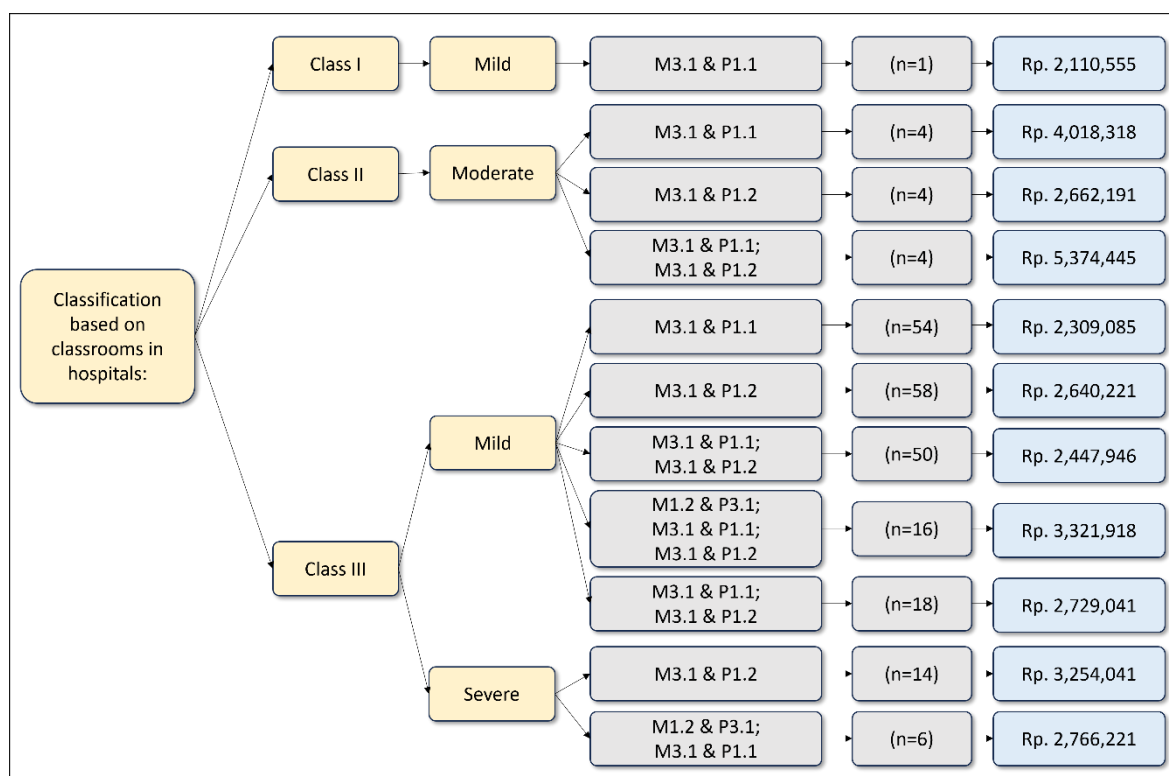


Figure 1. The Relationship between Real Costs and the Occurrence of Drug-Related Problems

The use of medication for pediatric asthma attack patients at Anwar Medika Sidoarjo Hospital found that oxygen was mostly used in patients with mild asthma with a total of 4 patients (57.14)%, salbutamol was used most often in patients with mild asthma, namely 47 patients (70.15%) , the corticosteroid group (dexamethasone) was the most common in mild asthma, 10 patients (52.63%), the corticosteroid group (methylprednisolone), which was the most common in mild asthma patients, namely 31 patients (86.11), and for the drug budesonide, the most common in mild asthma patients with a total of 5 patients (62.50%) (Table 7). Discussion of DRP experienced by respondents included:

a. The incidence of DRP in the sample was M1.2 (not optimal drug effect) with P3.1 (drug dose too low). The drug associated with DRP was methylprednisolone, the number of cases was 8 (5.41%), according to the GINA 2023 literature [1] , the recommended dose for children is 1-2mg/kg/day up to a maximum of 40mg/day, whereas in the sample it was less than that dose.

b. The incidence of DRP that occurred in the sample was M3.1 (drug not needed) with P1.1 (selection of drug not in accordance with guidelines (therapy guidelines) or formulary (including contraindications), namely salbutamol, the number of cases was 50 (33.78%), according to in the GINA 2023 literature [1], for treatment of mild-moderate asthma exacerbations, it is sufficient to use Salbutamol MDI alone, but in the samples using Salbutamol Nebulizer. The inhaled short-acting β -2 agonist (SABA) is the first line of therapy for asthma exacerbations, and salbutamol is a SABA that is often used for asthma attacks. Selection of SABA as first line can cause bronchial smooth muscle to relax through increasing intracellular cyclic adenosine monophosphate (cAMP) [30,31].

c. DRP that occurred in M3.1 (the drug was not needed) with P1.2 there was no indication for the drug, namely Budesonide with the number of cases 6 (4.06%). According to GINA (2023), ICS corticosteroids are used if the patient does not receive systemic corticosteroids but in the sample

- corticosteroid therapy has been given [1,32].
- d. The DRP events that occurred in M3.1 (no medication needed) with P1.2 (no indication for medication) were the antibiotic drug Ceftriaxon with a number of cases 16 (10.82%), sultamicilin with a number of cases 6 (4.06%) [1,33]. The use of antibiotics is not necessary in the treatment of asthma because there is insufficient evidence to support the use of antibiotics unless there is strong evidence that the patient has a lung infection (such as fever, pneumonia) and in GINA 2023 [1], administration of antibiotics can be considered after administration of corticosteroids and it is best to Asthma exacerbations antibiotic therapy is not routinely prescribed. This research is also in line with previous research that antibiotics should not be given because there is a lack of strong evidence [1,34].
 - e. The DRP events that occurred in the sample were M3.1 the drug was not needed with P1.2 there was no indication for the drug, namely Oxygen, the number of cases was 5 (3.38%), according to GINA in 2023 [1], the value for oxygen saturation for asthma attack patients given If the oxygen saturation is <90% (target for children is 94-98%), and in the sample the oxygen saturation value is within the range so there is no need to give oxygen therapy. The aim of oxygen therapy in asthma patients is to correct the condition of low oxygen levels in the blood (hypoxemia), reduce respiratory workload, increase oxygen levels and increase the patient's sense of comfort [35,36].
 - f. The incidence of DRP that occurred for gastrointestinal drugs in the sample was M3.1 the drug was not needed with P1.2 there was no indication for the drug, namely the drug Omeprazole with the number of cases 1 (0.68%), Ranitidine with the number of cases 23 (15.54%), Ondansetron with a total of 13 cases (8.78%), is intended for nausea and vomiting, but if you look at the patient's medical record data, the sample has no complaints of nausea and vomiting so that there is not enough therapy for nausea and vomiting. precise because there is no indication as to the destination.
- Gastrointestinal disorders in cases of asthma exacerbations often appear together and in some cases they are also associated with nausea and vomiting which is the earliest common event [37]. Aminophylline used in asthma patients has side effects, namely nausea and vomiting. Aminophylline is a common asthma drug for asthma therapy in Indonesia and is a narrow therapeutic range drug that causes ADRs to occur. Inappropriate aminophylline therapy can cause many side effects which can result in a person experiencing medical problems caused by side effects that are more severe than the main medical problem [1,38]. There are several connections between nausea and vomiting in asthma patients. Nausea and vomiting in asthma patients can cause gastric disorders, namely stress ulcers. Stress ulcer is a syndrome characterized by acute bleeding or perforation of the upper gastrointestinal tract due to mucosal damage in patients suffering from critical illness or severe trauma. Asthmatic respiratory disorders can cause hypoventilation and circulatory hypoperfusion disorders which result in tissue hypoperfusion. As a result of hypoventilation and hypoperfusion, the oxygen and nutrients needed to maintain the integrity and regeneration of mucosal cells are not sufficient so that the integrity of the mucosa and the ability to regenerate the mucosa decreases to the point of cell death [39].
- g. The incidence of DRP that occurred in samples, namely in the NSAID drug class, was M3.1 (drug not needed) with P1.2, there was no indication for the drug, namely metamizole with a sample size of 5 (3.38%), ibuprofen with a number of cases 14 (9.46%). It is contraindicated for asthma sufferers to take NSAIDs because they can cause allergic reactions and asthma exacerbations which are characterized by bronchospasm [40], so medication is not needed.
 - h. The DRP incidence that occurred for analgesic antipyretic drugs in the sample was M3.1 the drug was not needed with P1.2 there was no indication for the drug, namely the drug Paracetamol with the number of cases 1 (0.68%). Paracetamol is an analgesic

and antipyretic drug, this drug is intended to reduce a child's temperature, fever reducing is indicated if the body temperature is $>38^{\circ}\text{C}$ [41]. The results of this study are the same as previous studies, namely that the use of paracetamol is not necessary because there is no diagnosis of fever and there is no increase in temperature in the patient [42].

4 Conclusions

There is no difference between total real costs and INA-CBGs rates for asthma cases in BPJS participating children. The average real cost is Rp. 2,557,453 and the average INA-CBGs rates is Rp. 2,792,873. There was no significant difference between real costs and INA-CBGs rates ($P=0.162$). All respondents experienced DRP (100%) and the highest incidence of DRP was M3.1 and P1.2 in 44 people (57.14%) with 180 cases (60.82%). In 77 patients with a total number of cases of 296, the real costs were mostly incurred in class III mild asthma patients (58 people), namely DRP type M3.1 with P1.2 with an average cost of Rp. 2,640,221.

5 Declarations

5.1 Acknowledgements

This research was funded by the University of Surabaya Research and Community Service Institute.

5.2 Author contributions

AL, developed the concept and designed the manuscript, director, supervisor and final coordinator of manuscript; AL and MMAJ provided key information and intellectual support. AFA and FSA provided conducting research, collecting data and compiling manuscripts.

5.3 Ethic

Ethical has been approved by the Commission on Health Research Ethics University of Surabaya No.163/KE/XI/2022.

5.4 Conflict of Interest

The authors declare no conflict of interest.

6 References

- [1] Global Initiative for Asthma. 2023. Global Strategy for Asthma Management and Prevention. 2018. Available from: https://ginasthma.org/wp-content/uploads/2018/04/wms-GINA-2018-report-tracked_v1.3.pdf.
- [2] Bush A. Pathophysiological Mechanisms of Asthma. *Front Pediatr*. 2019;7:68. doi: 10.3389/fped.2019.00068.
- [3] Zahran HS, Bailey CM, Damon SA, Garbe PL, Breyse PN. Vital Signs : Asthma in Children — United States, 2001–2016. *Morbidity and Mortality Weekly Report (MMWR)*. 2018;67(5):149–55. <https://doi.org/10.15585/mmwr.mm6705e1>.
- [4] Dharmage SC, Perret JL, Custovic A. Epidemiology of asthma in children and adults. *Frontiers in Pediatrics*. 2019;7:1–15. <https://doi.org/10.3389/fped.2019.00246>.
- [5] Serebrisky D, Wiznia A. Pediatric asthma: A global epidemic. *Annals of Global Health*. 2019;85(1):1–6. <https://doi.org/10.5334/aogh.2416>.
- [6] Kresnayasa MM, Hartawan BNI, Sidiartha LGI, Wati KD. Karakteristik Asma Pada Anak Di Puskesmas I Denpasar Timur Tahun 2019-2021. *Jurnal Medika Udayana*. 2021;10(8):13–8.
- [7] Pusdatin Kemenkes RI. (2019). Infodatin Asma. *Journal of Chemical Information and Modeling*, 01(01), 1689–1699. <https://pusdatin.kemkes.go.id/resources//download/pusdatin/infodatin/infodatin-asma-cetak.pdf>.
- [8] Suprpto ARA. Upaya Preventif Terhadap Serangan Asma Camellia Sinensis Leaf Extract As a Potent Preventive Measure of Asthma Attack. *Jurnal Ilmiah Mahasiswa Kedokteran Indonesia*. 2021;9:110–6.
- [9] Castillo JR, Peters SP, Busse WW. Asthma Exacerbations: Pathogenesis, Prevention, and Treatment. *J Allergy Clin Immunol Pract*. 2017;5(4):918-27. doi: 10.1016/j.jaip.2017.05.001.
- [10] Fergeson JE, Patel SS, Lockey RF. Acute asthma, prognosis, and treatment. *J Allergy Clin Immunol*. 2017;139(2):438-47. doi: 10.1016/j.jaci.2016.06.054.
- [11] Litanto A, Kartini K. Kekambuhan asma pada perempuan dan berbagai faktor yang memengaruhinya. *Jurnal Biomedika Dan Kesehatan*. 2020;4(2):79–86. <https://doi.org/10.18051/jbiomedkes.2021.v4.79-86>.
- [12] Cottrill KA, Chandler JD, Kobara S, Stephenson ST, Mohammad AF, Tidwell M, Mason C, Dresser MV, Patrignani J, Kamaleswaran R, Fitzpatrick

- AM. Metabolomics identifies disturbances in arginine , phenylalanine , and glycine metabolism as differentiating features of exacerbating atopic asthma in children. *Journal of Allergy and Clinical Immunology Global*. 2023;2(3):100115. <https://doi.org/10.1016/j.jacig.2023.100115>.
- [13] Trivedi M, Denton E. Asthma in children and adults—what are the differences and what can they tell us about asthma?. *Frontiers in Pediatrics*. 2019;7:1–15. <https://doi.org/10.3389/fped.2019.00256>.
- [14] Putri PP, Nisa K, Wahyudo R. Program Olahraga Renang: Intervensi Non-Farmakologis yang Efektif pada Asma Anak Swimming Training Programme : An Effective Non-Pharmacological Intervention for Pediatric Asthma. *Medula*. 2021;7(5):37–41.
- [15] Lorensia A, Fatmala D. Analisis masalah terkait obat pada pengobatan asma rawat jalan. *Jurnal Ilmiah Manuntung*. 2021;7(1):126–37. <http://repository.ubaya.ac.id/id/eprint/39631>.
- [16] Kementerian Kesehatan RI. (2021). Permenkes Nomor 7 Tahun 2021 tentang *Pelayanan Kesehatan pada Jaminan Kesehatan Nasional*.
- [17] Ananta I. Penerapan pola pembayaran INA-CBGs BPJS kesehatan dalam tinjauan regulasi dan implementasi. *Prosiding Semnas Tatantangan Pengembangan Ilmu Akuntansi*. 2016;275–290.
- [18] Monica RD, Mawar F, Suryati Y, Pujilestari I, Rohmayani D, Hendrati A. Analisis Perbedaan Tarif Riil Rumah Sakit dengan Tarif INA-CBG's Berdasarkan Kelengkapan Medis Pasien Rawat Inap Pada Kasus Persalinan Sectio Caesarea Guna Pengendalian Biaya Rumah Sakit TNI AU Dr. M. Salamun Bandung. *Jmiki*. 2021;99(1):90–6. <https://jmiki.apfirmik.or.id/index.php/jmiki/article/view/90>.
- [19] Nisa BI. Faktor-faktor yang Mempengaruhi Biaya antara Biaya Riil dan Tarif INA CBGs pada Pasien Jantung Koroner Rawat Inap JKN di RSUD Tugurejo Semarang Tahun 2019. *Fakultas Ilmu Kesehatan Masyarakat. Universitas Negeri Semarang*. 2020;184.
- [20] Agustina PB, Muchlis N. Analisis Biaya Rill dan Tarif INA CBG's Di Rumah Sakit Umum Bahagia Kota Makassar. *Journal of Muslim Community Health (JMCH)*. 2020;1(2):13–25.
- [21] Pratama AM, Lorensia A. Profil Biaya Pengobatan Serangan Asma berdasarkan Kelas Rawat Inap. *Surya Medika*. 2021;16(2):13-8.
- [22] Papi A, Blasi F, Canonica GW, Morandi L, Richeldi L, Rossi A. Treatment strategies for asthma: reshaping the concept of asthma management. *Allergy Asthma Clin Immunol*. 2020;16:75. doi: 10.1186/s13223-020-00472-8.
- [23] Pharmaceutical Care Network Europe Association. PCNE Classification for Drug-Related Problems V9.1 - Page 1: Classification for Drug related problems; 2020. chrome-extension://efaidnbmninnibpcjpcglclefindmka/j/https://www.pcne.org/upload/files/417_PCNE_classification_V9-1_final.pdf.
- [24] Lorensia A, Fatmala D. Analisis Masalah Terkait Obat Pada Pengobatan. *Jurnal Ilmiah Manuntung*. 2021;7(1):126–37.
- [25] Lorensia A, Wijaya RI. Hubungan Jumlah Obat yang Digunakan Terhadap Risiko Terjadinya *Drug-Related Problems* pada Pasien Asma di Suatu Rumah Sakit di Surabaya. *Jurnal of Tropical Pharmacy and Chemistry*. 2016;3(3):232-8.
- [26] Kemenkes RI. (2016). Indonesian Case Based Groups (INA-CBG's) dan non Indonesian Case Based. *Peraturan Menteri Kesehatan Republik Indonesia Nomor 52 Tahun 2016 Tentang Standar Tarif Pelayanan Kesehatan Dalam Penyelenggaraan Program Jaminan Kesehatan*.
- [27] Singh JA, Siddiqi M, Parameshwar P, Chandra-Mouli V. World Health Organization Guidance on Ethical Considerations in Planning and Reviewing Research Studies on Sexual and Reproductive Health in Adolescents. *J Adolesc Health*. 2019;64(4):427-9. doi: 10.1016/j.jadohealth.2019.01.008.
- [28] Hinrichs-Krapels S, Ditewig B, Boulding H, Chalkidou A, Erskine J, Shokraneh F. Purchasing high-cost medical devices and equipment in hospitals: a systematic review. *BMJ Open*. 2022;12(9):e057516. doi: 10.1136/bmjopen-2021-057516.
- [29] Permenkes No. 3. (2023). Peraturan Menteri Kesehatan Republik Indonesia No. 3 Tahun 2023 Tentang Standar Tarif Pelayanan Kesehatan Dalam Penyelenggaraan Program Jaminan Kesehatan. *Menteri Kesehatan RI*, 1–721. <https://www.kemkes.go.id/downloads/resources/download/lain/PERMENKES-NO-3-TAHUN-2023-TTG-STANDAR-TARIF-PELAYANAN-KESEHATAN-DALAM-PENYELENGGARAAN-JAMINAN-KESEHATAN-1.pdf>.
- [30] Marques L, Vale N. Salbutamol in the Management of Asthma: A Review. *Int J Mol Sci*. 2022;23(22):14207. doi: 10.3390/ijms232214207.
- [31] Tchana B, Caffarelli C. Inhaled Short-Acting Beta Agonist Treatment-Associated Supraventricular Tachycardia in Children: Still a Matter of Concern in Pediatric Emergency Departments? *Children (Basel)*.

- 2023;10(4):699. doi: 10.3390/children10040699.
- [32] Patel R, Naqvi SA, Griffiths C, Bloom CI. Systemic adverse effects from inhaled corticosteroid use in asthma: a systematic review. *BMJ Open Respir Res.* 2020;7(1):e000756. doi: 10.1136/bmjresp-2020-000756.
- [33] Normansell R, Sayer B, Waterson S, Dennett EJ, Del Forno M, Dunleavy A. Antibiotics for exacerbations of asthma. *Cochrane Database Syst Rev.* 2018;6(6):CD002741. doi: 10.1002/14651858.CD002741.pub2.
- [34] Stefan MS, Shieh MS, Spitzer KA, Pekow PS, Krishnan JA, Au DH, Lindenauer PK. Association of Antibiotic Treatment With Outcomes in Patients Hospitalized for an Asthma Exacerbation Treated With Systemic Corticosteroids. *JAMA Intern Med.* 2019;179(3):333-9. doi: 10.1001/jamainternmed.2018.5394.
- [35] Fisher JD, Sakaria RP, Siddiqui KN, Ivey KJ, Bali L, Burnette K. Initial ED oxygen saturation $\leq 90\%$ increases the risk of a complicated hospital course in pediatric asthmatics requiring admission. *Am J Emerg Med.* 2019;37(9):1743-45. doi: 10.1016/j.ajem.2019.06.020.
- [36] Nagakura A, Morikawa Y, Takasugi N, Funakoshi H, Miura Y, Ota T, Shimizu A, Shimizu K, Shirane S, Hataya H. Oxygen saturation targets in pediatric respiratory disease. *Pediatr Int.* 2022;64(1):e15129. doi: 10.1111/ped.15129.
- [37] Heckroth M, Lockett RT, Moser C, Parajuli D, Abell TL. Nausea and Vomiting in 2021: A Comprehensive Update. *J Clin Gastroenterol.* 2021;55(4):279-99. doi: 10.1097/MCG.0000000000001485.
- [38] Lorensia A, Ikawati Z, Andayani TM, Suryadinata RV, Hantoro AA, Firanita LD. Efektivitas dan Risiko Toksisitas Aminofilin Intravena pada Pengobatan Awal Serangan Asma. *Indonesian Journal of Clinical Pharmacy.* 2018;7(2):78-88.
- [39] Mahdayana ID, Sudjatmiko S, Sumarno S, Padolo E. Studi Penggunaan Profilaksis Stress Ulcer pada Pasien Bedah Digestif di RSUD dr. Soetomo Surabaya. *Pharmaceutical Journal of Indonesia.* 2020;005(02):73-78. <https://doi.org/10.21776/ub.pji.2020.005.02.1>.
- [40] Fu LS, Lin CC, Wei CY, Lin CH, Huang YC. Risk of acute exacerbation between acetaminophen and ibuprofen in children with asthma. *PeerJ.* 2019;7:e6760. doi: 10.7717/peerj.6760.
- [41] Sholihah SH. Efektivitas Pemberian Parasetamol Oral Versus Parasetamol Rektal Untuk Antipiretik Pada Anak: Systematic Review. *Jurnal Ilmu Farmasi Dan Farmasi Klinik.* 2020;17(01):22. <https://doi.org/10.31942/jiffk.v17i01.3503>.
- [42] Pratiwi DAB, Anggraini N, Aeni N, Tinggi S, Kesehatan I, Global S. Kajian DRPs dan pola peresepan pada pasien rawat inap anak dengan asma. *Stikes Surya Global.* 2022;6(1):28-34.



Difference in Rill Costs With INA-CBGs Rates and Treatment Rationality of Inpatient Asthma Children

Amelia Lorensia

Department of Clinical Pharmacy-Community, Faculty of Pharmacy, University of Surabaya, Jl. Raya Kalirungkut, 60293 Indonesia

Marthy Meliana Ariyanti Jalmav

Faculty of Pharmacy, Universitas Anwar Medika, Jl. Pargangan, Semawut, Balongbendo, Kec. BalongBendo, Kabupaten Sidoarjo, Jawa Timur 61262 Indonesia

Adilah Fatin Amir

Department of Clinical Pharmacy-Community, Faculty of Pharmacy, University of Surabaya, Jl. Raya Kalirungkut, 60293 Indonesia

Fida Shafi Anizzalati

Department of Clinical Pharmacy-Community, Faculty of Pharmacy, University of Surabaya, Jl. Raya Kalirungkut, 60293 Indonesia

DOI: <https://doi.org/10.25026/jtpc.v8i2.619>

Keywords: asthma, real costs, INA-CBGs, drug-related problems

Abstract

Asthma in children may affect children's efficiency at school because frequent attacks occur which disrupt children's activities, so that asthma in children is a serious problem that requires appropriate treatment. The aim was to know the difference in real costs and INA-CBGs rates and to analyze Drug-Related Problems (DRP) based on the severity of asthma and the real costs for childhood asthma at Anwar Medika Sidoarjo Hospital. The design of this study was retrospective using patient medical record data collection, for January 2020-December 2022. Data collection containing real cost data and BPJS claim cost data. Analysis of DRP based on PCNE (Pharmaceutical Care Network Europe) includes problems and causes. There were 77 subjects. the real costs for the severity of mild asthma class I, class III, and moderate asthma class II were high when compared with the INA-CBGs rates, while the severity level of severe asthma class III it was found that the real costs were lower than the INA-CBGs rates. There is no difference between total real costs and INA-CBGs rates for asthma cases in BPJS participating children. The average real cost is Rp. 2,557,453 and the average INA-CBGs tariff is Rp. 2,792,873. There was no significant difference between real costs and INA-CBGs rates ($P=0.162$). All respondents experienced DRP (100%) and the highest incidence of DRP was M3.1 and P1.2 in 44 people (57.14%) with 180 cases (60.82%). In 77 patients with a total number of cases of 296, the real costs were mostly incurred in class III mild asthma patients (58 people), namely DRP type M3.1 with P1.2 with an average cost of Rp. 2,640,221.



PDF

Published
2024-12-30

How to Cite

Lorensia, A., Jalmav, M. M. A., Amir, A. F., & Anizzalati, F. S. (2024). Difference in Rill Costs With INA-CBGs Rates and Treatment Rationality of Inpatient Asthma Children. *Journal of Tropical Pharmacy and Chemistry*, 8(2), 123-135. <https://doi.org/10.25026/jtpc.v8i2.619>

More Citation Formats

Issue

[Vol. 8 No. 2 \(2024\): J. Trop. Pharm. Chem.](#)

Section

Articles

License

Copyright (c) 2024 Journal of Tropical Pharmacy and Chemistry



This work is licensed under a [Creative Commons Attribution-NonCommercial 4.0 International License](#).

Downloads



References

- [1] Global Initiative for Asthma. 2023. Global Strategy for Asthma Management and Prevention. 2018. Available from: <https://ginasthma.org/wp-content/uploads/2018/04/wms-GINA-2018-report-tracked-v1.3.pdf>.
- [2] Bush A. Pathophysiological Mechanisms of Asthma. *Front Pediatr*. 2019;7:68. doi: 10.3389/fped.2019.00068.
- [3] Zahran HS, Bailey CM, Damon SA, Garbe PL, Breyse PN. Vital Signs?: Asthma in Children — United States, 2001–2016. *Morbidity and Mortality Weekly Report (MMWR)*. 2018;67(5):149–55. <https://doi.org/10.15585/mmwr.mm6705e1>.
- [4] Dharmage SC, Perret JL, Custovic A. Epidemiology of asthma in children and adults. *Frontiers in Pediatrics*. 2019;7:1–15. <https://doi.org/10.3389/fped.2019.00246>.
- [5] Serebrisky D, Wiznia A. Pediatric asthma: A global epidemic. *Annals of Global Health*. 2019;85(1):1–6. <https://doi.org/10.5334/aogh.2416>.
- [6] Kresnayasa MM, Hartawan BNI, Sidiartha LGI, Wati KD. Karakteristik Asma Pada Anak Di Puskesmas I Denpasar Timur Tahun 2019-2021. *Jurnal Medika Udayana*. 2021;10(8):13–8.
- [7] Pusdatin Kemenkes RI. (2019). Infodatin Asma. *Journal of Chemical Information and Modeling*, 01(01), 1689–1699. <https://pusdatin.kemkes.go.id/resources//download/pusdatin/infodatin/infodatin-asma-cetak.pdf>.
- [8] Suprpto ARA. Upaya Preventif Terhadap Serangan Asma *Camellia Sinensis* Leaf Extract As a Potent Preventive Measure of Asthma Attack. *Jurnal Ilmiah Mahasiswa Kedokteran Indonesia*. 2021;9:110–6.
- [9] Castillo JR, Peters SP, Busse WW. Asthma Exacerbations: Pathogenesis, Prevention, and Treatment. *J Allergy Clin Immunol Pract*. 2017;5(4):918–27. doi: 10.1016/j.jaip.2017.05.001.
- [10] Fergeson JE, Patel SS, Lockey RF. Acute asthma, prognosis, and treatment. *J Allergy Clin Immunol*. 2017;139(2):438–47. doi: 10.1016/j.jaci.2016.06.054.
- [11] Litanto A, Kartini K. Kekambuhan asma pada perempuan dan berbagai faktor yang memengaruhinya. *Jurnal Biomedika Dan Kesehatan*. 2020;4(2):79–86. <https://doi.org/10.18051/jbiomedkes.2021.v4.79-86>.

[12] Cottrill KA, Chandler JD, Kobara S, Stephenson ST, Mohammad AF, Tidwell M, Mason C, Dresser MV, Patrignani J, Kamaleswaran R, Fitzpatrick AM. Metabolomics identifies disturbances in arginine , phenylalanine , and glycine metabolism as differentiating features of exacerbating atopic asthma in children. *Journal of Allergy and Clinical Immunology Global*. 2023;2(3):100115.

<https://doi.org/10.1016/j.jacig.2023.100115>.

[13] Trivedi M, Denton E. Asthma in children and adults— what are the differences and what can they tell us about asthma?. *Frontiers in Pediatrics*. 2019;7:1–15.

<https://doi.org/10.3389/fped.2019.00256>.

[14] Putri PP, Nisa K, Wahyudo R. Program Olahraga Renang?: Intervensi Non-Farmakologis yang Efektif pada Asma Anak Swimming Training Programme?: An Effective Non-Pharmacological Intervention for Pediatric Asthma. *Medula*. 2021;7(5):37–41.

[15] Lorensia A, Fatmala D. Analisis masalah terkait obat pada pengobatan asma rawat jalan. *Jurnal Ilmiah Manuntung*. 2021;7(1):126–37.

<http://repository.ubaya.ac.id/id/eprint/39631>.

[16] Kementerian Kesehatan RI. (2021). Permenkes Nomor 7 Tahun 2021 tentang Pelayanan Kesehatan pada Jaminan Kesehatan Nasional.

[17] Ananta I. Penerapan pola pembayaran INA-CBGs BPJS kesehatan dalam tinjauan regulasi dan implementasi. *Prosiding Semnas Tatantangan Pengembangan Ilmu Akuntansi*. 2016;275–290.

[18] Monica RD, Mawar F, Suryati Y, Pujilestari I, Rohmayani D, Hendrati A. Analisis Perbedaan Tarif Riil Rumah Sakit dengan Tarif INA-CBG's Berdasarkan Kelengkapan Medis Pasien Rawat Inap Pada Kasus Persalinan Sectio Caesarea Guna Pengendalian Biaya Rumah Sakit TNI AU Dr. M. Salamun Bandung. *Jmiki*. 2021;99(1):90–6.

<https://jmiki.apfirmik.or.id/index.php/jmiki/article/view/90>.

[19] Nisa BI. Faktor-faktor yang Mempengaruhi Biaya antara Biaya Riil dan Tarif INA CBGs pada Pasien Jantung Koroner Rawat Inap JKN di RSUD Tugurejo Semarang Tahun 2019. *Fakultas Ilmu Kesehatan Masyarakat Universitas Negeri Semarang*. 2020;184.

[20] Agustina PB, Muchlis N. Analisis Biaya Riil dan Tarif INA CBG's Di Rumah Sakit Umum Bahagia Kota Makassar. *Journal of Muslim Community Health (JMCH)*. 2020;1(2):13–25.

[21] Pratama AM, Lorensia A. Profil Biaya Pengobatan Serangan Asma berdasarkan Kelas Rawat Inap. *Surya Medika*. 2021;16(2):13-8.

[22] Papi A, Blasi F, Canonica GW, Morandi L, Richeldi L, Rossi A. Treatment strategies for asthma: reshaping the concept of asthma management. *Allergy Asthma Clin Immunol*. 2020;16:75. doi: 10.1186/s13223-020-00472-8.

[23] Pharmaceutical Care Network Europe Association. PCNE Classification for Drug-Related Problems V9.1 - Page 1: Classification for Drug related problems; 2020. chrome-extension://efaidnbnmnibpcajpcglclefindmkaj/https://www.pcne.org/upload/files/417_PCNE_classification_V9-1_final.pdf.

[24] Lorensia A, Fatmala D. Analisis Masalah Terkait Obat Pada Pengobatan. *Jurnal Ilmiah Manuntung*. 2021;7(1):126-37.

[25] Lorensia A, Wijaya RI. Hubungan Jumlah Obat yang Digunakan Terhadap Risiko Terjadinya Drug-Related Problems pada Pasien Asma di Suatu Rumah Sakit di Surabaya. *Jurnal of Tropical Pharmacy and Chemistry*. 2016;3(3):232-8.

[26] Kemenkes RI. (2016). Indonesian Case Based Groups (INA-CBG's) dan non Indonesian Case Based. Peraturan Menteri Kesehatan Republik Indonesia Nomor 52 Tahun 2016 Tentang Standar Tarif Pelayanan Kesehatan Dalam Penyelenggaraan Program Jaminan Kesehatan.

[27] Singh JA, Siddiqi M, Parameshwar P, Chandra-Mouli V. World Health Organization Guidance on Ethical Considerations in Planning and Reviewing Research Studies on Sexual and Reproductive Health in Adolescents. *J Adolesc Health*. 2019;64(4):427-9. doi: 10.1016/j.jadohealth.2019.01.008.

[28] Hinrichs-Krapels S, Ditewig B, Boulding H, Chalkidou A, Erskine J, Shokraneh F. Purchasing high-cost medical devices and equipment in hospitals: a systematic review. *BMJ Open*. 2022;12(9):e057516. doi: 10.1136/bmjopen-2021-057516.

[29] Permenkes No. 3. (2023). Peraturan Menteri Kesehatan Republik Indonesia No. 3 Tahun 2023 Tentang Standar Tarif Pelayanan Kesehatan Dalam Penyelenggaraan Program Jaminan Kesehatan. Menteri Kesehatan RI, 1-721. <https://www.kemkes.go.id/downloads/resources/download/lain/PERMENKES-NO-3-TAHUN-2023-TTG-STANDAR-TARIF-PELAYANAN-KESEHATAN-DALAM-PENYELENGGARAAN-JAMINAN-KESEHATAN-1.pdf>.

[30] Marques L, Vale N. Salbutamol in the Management of Asthma: A Review. *Int J Mol Sci*. 2022;23(22):14207. doi: 10.3390/ijms232214207.

[31] Tchana B, Caffarelli C. Inhaled Short-Acting Beta Agonist Treatment-Associated Supraventricular Tachycardia in Children: Still a Matter of Concern in Pediatric Emergency Departments? *Children (Basel)*. 2023;10(4):699. doi: 10.3390/children10040699.

[32] Patel R, Naqvi SA, Griffiths C, Bloom CI. Systemic adverse effects from inhaled corticosteroid use in asthma: a systematic review. *BMJ Open Respir Res*. 2020;7(1):e000756. doi: 10.1136/bmjresp-2020-000756.

[33] Normansell R, Sayer B, Waterson S, Dennett EJ, Del Forno M, Dunleavy A. Antibiotics for exacerbations of asthma. *Cochrane Database Syst Rev*. 2018;6(6):CD002741. doi: 10.1002/14651858.CD002741.pub2.

[34] Stefan MS, Shieh MS, Spitzer KA, Pekow PS, Krishnan JA, Au DH, Lindenauer PK. Association of Antibiotic Treatment With Outcomes in Patients Hospitalized for an Asthma Exacerbation Treated With Systemic Corticosteroids. *JAMA Intern Med.* 2019;179(3):333-9. doi: 10.1001/jamainternmed.2018.5394.

[35] Fisher JD, Sakaria RP, Siddiqui KN, Ivey KJ, Bali L, Burnette K. Initial ED oxygen saturation $\geq 90\%$ increases the risk of a complicated hospital course in pediatric asthmatics requiring admission. *Am J Emerg Med.* 2019;37(9):1743-45. doi: 10.1016/j.ajem.2019.06.020.

[36] Nagakura A, Morikawa Y, Takasugi N, Funakoshi H, Miura Y, Ota T, Shimizu A, Shimizu K, Shirane S, Hataya H. Oxygen saturation targets in pediatric respiratory disease. *Pediatr Int.* 2022;64(1):e15129. doi: 10.1111/ped.15129.

[37] Heckroth M, Lockett RT, Moser C, Parajuli D, Abell TL. Nausea and Vomiting in 2021: A Comprehensive Update. *J Clin Gastroenterol.* 2021;55(4):279-99. doi: 10.1097/MCG.0000000000001485.

[38] Lorensia A, Ikawati Z, Andayani TM, Suryadinata RV, Hantoro AA, Firanita LD. Efektivitas dan Risiko Toksisitas Aminofilin Intravena pada Pengobatan Awal Serangan Asma. *Indonesian Journal of Clinical Pharmacy.* 2018;7(2):78-88.

[39] Mahdayana ID, Sudjatmiko S, Sumarno S, Padolo E. Studi Penggunaan Profilaksis Stress Ulcer pada Pasien Bedah Digestif di RSUD dr.Soetomo Surabaya. *Pharmaceutical Journal of Indonesia.* 2020;005(02):73-78. <https://doi.org/10.21776/ub.pji.2020.005.02.1>.

[40] Fu LS, Lin CC, Wei CY, Lin CH, Huang YC. Risk of acute exacerbation between acetaminophen and ibuprofen in children with asthma. *PeerJ.* 2019;7:e6760. doi: 10.7717/peerj.6760.

[41] Sholihah SH. Efektivitas Pemberian Parasetamol Oral Versus Parasetamol Rektal Untuk Antipiretik Pada Anak: Systematic Review. *Jurnal Ilmu Farmasi Dan Farmasi Klinik.* 2020;17(01):22. <https://doi.org/10.31942/jiffk.v17i01.3503>.

[42] Pratiwi DAB, Anggraini N, Aeni N, Tinggi S, Kesehatan I, Global S. Kajian DRPs dan pola peresepan pada pasien rawat inap anak dengan asma. *Stikes Surya Global.* 2022;6(1):28-34.

Most read articles by the same author(s)

- Amelia Lorensia, Ananta Yudiarto, Findry Rafsanjani Herwansyah, [Persepsi, Efektifitas, dan Keamanan Penggunaan Rokok Elektrik \(E-Cigarette\) oleh Perokok Aktif sebagai Terapi dalam Smoking Cessation: Mixed Methods dengan Pendekatan Studi Kuantitatif dan Kualitatif](#), *Journal of Tropical Pharmacy and Chemistry: Vol. 4 No. 2 (2017): J. Trop. Pharm. Chem.*
- Amelia Lorensia, Rizka I Wijaya, [Hubungan Jumlah Obat yang Digunakan terhadap Risiko Terjadinya Drug-Related Problems pada Pasien Asma Di Suatu Rumah Sakit Di Surabaya](#), *Journal of Tropical Pharmacy and Chemistry: Vol. 3 No. 3 (2016): J. Trop. Pharm. Chem.*
- Amelia Lorensia, Endang Wahjuningsih, Benny Canggih, Natalia Lisiska, [Pharmacist's Strategies in Treating Asthma Bronchiale Outpatient](#), *Journal of Tropical Pharmacy and Chemistry: Vol. 1 No. 3 (2011): J. Trop. Pharm. Chem.*
- Amelia Lorensia, Rivan Virlando Suryadinata, Bela C. M. Sidabutar, [Effect Analysis of Protein Intake of Pedicab Driver in Surabaya](#), *Journal of Tropical Pharmacy and Chemistry: Vol. 5 No. 3 (2021): J. Trop. Pharm. Chem.*

- Amelia Lorensia, Rivan Virlando Suryadinata, Wilma Adib Gardiawan, [Relationship of Knowledge on Respiratory Disorders with Lung Function in Masons in East Surabaya](#), *Journal of Tropical Pharmacy and Chemistry: Vol. 5 No. 4 (2021)*; *J. Trop. Pharm. Chem.*
- Amelia Lorensia, Rifaatul Laila Mahmudah, Matina Naim, Dian Natasya Raharjo, [Effect of Education on Knowledge and Attitude Level Related to Vitamin D in Pharmacy Students](#), *Journal of Tropical Pharmacy and Chemistry: Vol. 7 No. 2 (2023)*; *J. Trop. Pharm. Chem.*
- Amelia Lorensia, Zullies Ikawati, Tri Murti Andayani, Daniel Maranatha, [Cost-Effectiveness of Length of Stay of Intravenous Aminophylline and Nebulized Salbutamol in Asthma Exacerbations](#), *Journal of Tropical Pharmacy and Chemistry: Vol. 8 No. 1 (2024)*; *J. Trop. Pharm. Chem.*

Similar Articles

- Amelia Lorensia, Endang Wahjuningsih, Benny Canggih, Natalia Lisiska, [Pharmacist's Strategies in Treating Asthma Bronchiale Outpatien](#), *Journal of Tropical Pharmacy and Chemistry: Vol. 1 No. 3 (2011)*; *J. Trop. Pharm. Chem.*
- Nurul Fauziah, Islamudin Ahmad, Arsyik Ibrahim, [Karakteristik dan Analisis Drug Related Problems \(DRPs\) Pasien Penderita Tuberkulosis Di Puskesmas Temindung Samarinda Kalimantan Timur](#), *Journal of Tropical Pharmacy and Chemistry: Vol. 2 No. 5 (2014)*; *J. Trop. Pharm. Chem.*
- Amelia Lorensia, Zullies Ikawati, Tri Murti Andayani, Daniel Maranatha, [Cost-Effectiveness of Length of Stay of Intravenous Aminophylline and Nebulized Salbutamol in Asthma Exacerbations](#), *Journal of Tropical Pharmacy and Chemistry: Vol. 8 No. 1 (2024)*; *J. Trop. Pharm. Chem.*
- Victoria Yulita Fitriani, Widyati Widyati, Azis Huibeis, Retno Wisanti, [Studi Efek Samping Obat pada Pasien Neonatus yang Menjalani Rawat Inap Di Rumah Sakit Angkatan Laut Dr. Ramelan Surabaya](#), *Journal of Tropical Pharmacy and Chemistry: Vol. 1 No. 1 (2010)*; *J. Trop. Pharm. Chem.*
- Ade Purnama Septiani, Rolan Rusli, Laode Rijai, [Karakteristik dan Pengobatan Pasien Diabetes Mellitus Di Rumah Sakit Panglima Sebaya Paser](#), *Journal of Tropical Pharmacy and Chemistry: Vol. 2 No. 5 (2014)*; *J. Trop. Pharm. Chem.*
- Adam M. Ramadhan, [Pengaruh Ketepatan Terapi dan Kepatuhan terhadap Hasil Terapi Hipertensi Di Poliklinik Penyakit dalam RSUP Dr. Sardjito Yogyakarta](#), *Journal of Tropical Pharmacy and Chemistry: Vol. 2 No. 5 (2014)*; *J. Trop. Pharm. Chem.*
- Dhadhang Wahyu Kurniawan, Arif Budianto, Khilman Husna Pratama, [Karakterisasi Agar dari Hasil Produksi Petani Kabupaten Brebes sebagai Eksipien Mukoadesif dalam Sediaan Farmasi](#), *Journal of Tropical Pharmacy and Chemistry: Vol. 3 No. 3 (2016)*; *J. Trop. Pharm. Chem.*
- Nurul Fitriani, Aniek Setiya Budiati, Esti Hendradi, [Genipin as a Cross-linker in a Ciprofloxacin Delivery System Containing a Bovine Hydroxyapatite-Collagen Composite for Bone Infections](#), *Journal of Tropical Pharmacy and Chemistry: Vol. 7 No. 1 (2023)*; *J. Trop. Pharm. Chem.*
- Niken Indriyanti, Joewono Soeroso, [Minireview: Prospect of Doxycycline in Systemic Lupus Erythematosus Treatment](#), *Journal of Tropical Pharmacy and Chemistry: Vol. 4 No. 5 (2019)*; *J. Trop. Pharm. Chem.*
- Majedul Hoque, [Factors Affecting Bangladeshi High School Students' Practices of Sanitation and Hygiene](#), *Journal of Tropical Pharmacy and Chemistry: Vol. 8 No. 2 (2024)*; *J. Trop. Pharm. Chem.*

1 2 3 4 5 > >>

You may also [start an advanced similarity search](#) for this article.

Accepted Articles (Article in Press)

Harus dibaca:

Klik disini untuk membaca informasinya

[Make a Submission](#)

Information

[For Readers](#)

[For Authors](#)

[For Librarians](#)

STATISTIC

00249032 [View My Stats](#)

Visitors

 ID 142,121	 NG 1,350
 US 7,861	 PK 954
 IN 3,018	 MY 808
 SG 2,058	 GB 662
 PH 1,662	 ET 646

Pageviews: 269,366

 FLAG counter


ADDRESS

Gedung Administrasi Fakultas Farmasi Jl. Penajam, Kampus Unmul Gunung Kelua, Kota Samarinda, Kalimantan Timur, Indonesia, 75119

Current Issue

 RTOM 1.0

 RSS 2.0

 RSS 1.0

JOURNAL TEMPLATE



Reference Style

[1] Author, Year. Title. Journal. Volume. (Issue). Pages. DOI. (reference style for journal)

[2] Author, Year. Title. Publisher. Place (reference style for book)

PEOPLE

[Contact](#)

[Editorial Boards](#)

[Reviewer](#)

EDITORIAL INFORMATION

[Author Fees](#)

[Author Guidelines](#)

[Focus and Scope](#)

[Publication Ethics](#)

[About J.Trop.Pharm.Chem.](#)

TOOLS

[Grammarly](#)

[Endnote](#)

[Mendeley](#)

[Zotero](#)

[Turnitin](#)

Plagiarism checking

Plagiarism checking on article submitted to Journal of Tropical Pharmacy and Chemistry using by [Turnitin](#) maximum is 25%.

Journal of Tropical Pharmacy and Chemistry Indexed by:

1. [DOAJ](#)

2. [Microsoft Academic](#)

3. [Index Copernicus](#)

4. Sinta
5. Crossref
6. Google Scholar
7. PKP Index
8. Citefactor
9. Base
10. Keio
11. Worldcat
12. Dimensions
13. Scilit
14. Hinari
15. ROAD
16. Moraref
17. Garuda
18. CABI
19. CORE

Homepage of Journal Faculty of Pharmacy:

1. J. Trop. Pharm. Chem.
2. J. Sains. Kes.
3. Proc. Mul. Pharm. Conf.

p-ISSN: [2087-7099](#); e-ISSN: [2407-6090](#)

Email: admin@jurnalfamul.com

Address: Gedung Administrasi Fakultas Farmasi Universitas Mulawarman, Jalan Penajam, Kampus UNMUL Gn. Kelua, Samarinda, 75119. Indonesia.



This work is licensed under a [Creative Commons Attribution-NonCommercial 4.0 International License](#).





e-ISSN 2087-6090
p-ISSN 2087-7099
Volume 8 Issue 2
July-December 2024

Journal of
Tropical Pharmacy
and Chemistry

Pharmaceutical, Chemistry, and Allied Sciences

DOAJ DIRECTORY OF OPEN ACCESS JOURNALS

Crossref

SINTA

Google Scholar

MORAREF

BASE
Bielefeld Academic Search Engine

PKP|INDEX

CiteFactor
Academic Scientific Journals

Dimensions

GARUDA
GATEWAY TO OPEN ACCESS JOURNAL

Scilit

WorldCat[®]

Microsoft Academic Search

INDEX COPERNICUS INTERNATIONAL

Keljo University
Library

Hinari
Research for Health

ROAD
Research Open Access Journals

Publisher:
Fakultas Farmasi, Universitas Mulawarman
Samarinda, Kalimantan Timur,
INDONESIA

J. Trop. Pharm. Chem.	Volume 8	Issue 2	Page 101-196	Samarinda December 2024	p-ISSN 2087-7099	e-ISSN 2407-6090
------------------------------	-----------------	----------------	---------------------	------------------------------------	-------------------------	-------------------------



e-ISSN 2087-6090
p-ISSN 2087-7099
Volume 8 Issue 2
July-December 2024

Journal of Tropical Pharmacy and Chemistry

Editorial Information

Journal Policy

Faculty of Pharmacy UNMUL and the editors are not responsible for any statements and views expressed author of the script.

Manuscript Submission

Journal of Tropical Pharmacy and Chemistry is an OJS-based journal, manuscripts are sent via the website by registering as users to the website <https://jtpc.jurnalfamul.com/index.php/jtpc/about/submissions>. The submitted manuscript will be selected by an expert editor on the scientific worthiness of the manuscript information and conformity to the field of science required by Journal of Tropical Pharmacy and Chemistry.

Journal of Tropical Pharmacy and Chemistry

Journal of Tropical Pharmacy and Chemistry (J. Trop. Pharm. Chem.) *e-ISSN 2087-6090*, *p-ISSN 2087-7099*, published bianuall by the Faculty of Pharmacy, Mulawarman University.
Address: Gedung Administrasi Fakultas Farmasi Jl. Penajam, Kampus Unmul Gunung Kelua, Kota Samarinda, Kalimantan Timur.



p-ISSN: 2087-7099
e-ISSN: 2407-6090
Volume 8 Issue 2
July-December 2024

Journal of **Tropical Pharmacy and Chemistry**

Table of Content

From Editor

- **Front Cover, Editorial Information, Table of Content, Back Cover**
Journal Editor i-xii

Articles

- **Chemical, Spectral, Biological, and Toxicological Studies of Some Benzene Derivatives Used in Pharmaceuticals: In Silico Approach**
Emranul Kabir, M R O Khan Noyon, Md Rabiul Alam, Mr. Nasiruddin, Sajia Islam,
Mahima Akter, Monir Uzzaman 101-115
- **Screening of Aroma Compounds in Commercial Tea (*Camellia sinensis*) from Indonesia and Testing Their Activity as Antioxidants**
Warsito Warsito, M. Fadel Alief, Vina Octavia Azzahra, M. Farid Rahman, Rurini
Retnowati 116-122
- **Difference in Rill Costs With INA-CBGs Rates and Treatment Rationality of Inpatient Asthma Children**
Amelia Lorensia, Marthy Meliana Ariyanti Jalmav, Adilah Fatin Amir, Fida Shafi
Anizzalati 123-135
- **Crude Ethanol Extract of *Diospyros mespiliformis* Hochst. ex A. DC. Ebenaceae Leaf and Its Fractions Ameliorate Hyperglycemia and Hyperlipidemia in Alloxan-induced Diabetic Rats**
Mubarak Muhammad Dahiru, Neksumi Musa 136-145

- **Investigation of Total Tannin, Phenolic & Flavonoid Content of Araucaria Heterophylla for Antioxidant Source**
Ankita Ghosh, Shimanta Paul, Susmita Ghosh, Sadia Akter, Rezwan Ahmed Mahedi, Sadia Afrin, Akayed Hasan, Mohamod Wasaf Hasan, Md Abu Sayeed, Nikolaos Syrmos 146-152
- **Factors Affecting Bangladeshi High School Students' Practices of Sanitation and Hygiene**
Majedul Hoque 153-162
- **Antioxidant Activity of Bajakah Kuning (Arcangelisia flava (L.) Merr)**
Herman Herman, Maria Almada, Haeruddin Haeruddin, Mahfuzun Bone, Arman Rusman 163-167
- **Insulin Treatment Perception and Factors affecting the Acceptance in Type 2 Diabetes Mellitus Patients attending a Specialist Clinic in Ilorin, Nigeria**
Olalekan A. Agede, John Kola Olarinoye, James Ayodele Ogunmodede, Nasiru Sanni, Matthew Olumuyiwa Bojuwoye, Christopher Muyiwa Opeyemi, Mary Olufunmilayo Ologe, Dapo S Oyedepo 168-177
- **Antioxidant Activity of Combination Simplicia and Extract of Avocado Peel (Persea americana Mill.) and Lime Peel (Citrus aurantifolia)**
Elsa Dwi Rahayuningrum, Nur Masyithah Zamruddin, Fajar Prasetya 178-186

Review

- **A Review on Current Knowledge of Medicinal Properties of Garcinia quaesita**
Sivasinthujah Srikokulan, A. S. Nirubini 187-196



p-ISSN: 2087-7099
e-ISSN: 2407-6090
Volume 8 Issue 2
July-December 2024

Journal of **Tropical Pharmacy and Chemistry**

List of Indexing





p-ISSN: 2087-7099
e-ISSN: 2407-6090
Volume 8 Issue 2
July-December 2024

Journal of **Tropical Pharmacy and Chemistry**

Author Guidelines

A Brief Summary

Journal of Tropical Pharmacy and Chemistry abbreviated *J. Trop. Pharm. Chem.*, firstly published in 2010, is a six monthly published, open access, peer-reviewed, and online international pharmacy journal. Journal of Tropical Pharmacy and Chemistry aims to serve the updated scientific knowledge for international researchers in Pharmacy and Chemistry area.

Journal of Tropical Pharmacy and Chemistry is indexed in PKP Index, BASE, Google Scholar, SINTA, CrossRef, and DOAJ.

Journal of Tropical Pharmacy and Chemistry receives the publication article about research results, surveys, and literature reviews which is closely related to the field of pharmacy, health, chemistry and accepts review articles, original research articles and short communications only in English. The journal includes various fields of pharmaceuticals sciences such as Pharmacology and Toxicology, Pharmacokinetics, Community and Clinical Pharmacy, Pharmaceutical Chemistry, Pharmaceutical Biology, Pharmaceutics, Pharmaceutical Technology, Biopharmaceutics, Pharmaceutical Microbiology and Biotechnology, Regulatory Affairs and Pharmaceutical Marketing Research, and Alternative medicines. Peer-review system has been used in the selection of papers. The article published is the result of selection that has been approved by Editors Board. It also has never appeared in another publication.

For article layout example that would like to submit could be seen on the end of this document.

REQUIREMENTS AND WRITING FORMAT

General Requirement

The author who would like to submit manuscript to Journal of Tropical Pharmacy and Chemistry redaction should pay attention by following general requirement:

- The manuscript that written should related with subject of Pharmacy Science and Health.
- The manuscript is original article (never published in other journal) as sources from the result of review or research.
- Manuscript should be written in English.
- The manuscript accompanied with abstract.
- The manuscript accompanied with keywords.
- The delivery of manuscript accompanied with biography of author, such as name, institution address (affiliation), and email address.
- The manuscript sent via online submission in journal website which is <https://jtpc.jurnalfamul.com/index.php/jtpc/about/submissions>, with register by online as user.
- The received manuscript would be selected by editor. If necessary, the manuscript would be edited through consultation with author.

Format and Systematic

1. **The manuscript sent to journal redaction in form softcopy (Word), with format as follows:**
 - Paper size A4 (21 cm × 21.7 cm) with margin pages, left 3 cm, top 3.5 cm, right 2.5 cm, bottom 3 cm.
 - The written manuscript arranged with spacing 1 and format one column;
 - The title of manuscript and title of each main content written with bold type of fonts.
2. **The manuscript written with writing systematic as follows:**
 - Title (Times New Roman 12). The title should specific, clear, brief, informative, describing substance or content from writing, and can attract attention to read. Title should not be started with words “research/analysis/study”, except these words as main content.
 - Author name (Times New Roman 12). The author should use original name (not pseudonym) and not including title or degree. The author correspondence given asterisk (*) sign.
 - Author affiliation (Times New Roman 12). Affiliation is an address institution which place of author working/study.
 - Correspondence (Times New Roman 12). Correspondence containing email address of correspondence author.
 - Abstract (Times New Roman 12). The content of abstract (Times New Roman 12). Abstract consist of main ideas, purposes, methods, results and/or the result of

review/research. Abstract written in form one paragraph, without references, without acronym, and without footnote. Abstract not written in form mathematics, questions, and presumptions. Abstract is not result of copy paste from sentences which have been in manuscript. The content of abstract should not excess of 200 words.

- **Keywords** (Times New Roman 12) and **keywords content** (Times New Roman 12). Keywords should in English that suitable with thesaurus standard. The total of keywords minimum three keywords and maximum five keywords.
- **Introduction** (Times New Roman 12). The content of introduction written with Times New Roman 12 font. All references which used in manuscript (as citation sources), must be in references part. References/cites use ordering Arabic number system by using bracket [number], examples [1] if one reference; [2], [3] if two references; [4], [5], [6] if three or more references in which order; and [1], [4], [7] for not ordered number. References/cites number arranged based on reference order which first time found in article.
- **Method** (Times New Roman 12). The content of method written with Times New Roman 12 font. Method is collection work from implementation of research, start from implementation ways of data recruitment until data analysis.
- **Result and Discussion** (Times New Roman 12). The content of result and discussion made in one unified whole and written with Times New Roman 12 font. Result is not raw data, however using data which was processed/analysed with method was setting. Discussion is result comparation that obtained with concept/theory already exist. The content of result and discussion including statement, table, picture, diagram, graphic, sketch, and etc.
- **Conclusion** (Times New Roman 12). The content of conclusion written with Times New Roman 12 font. Conclusion is overview from result of research has been conducted.
- **Acknowledgement** (optional) (Times New Roman 12). The content of acknowledgement written with Times New Roman 12 font.
- **Author Contribution** (Times New Roman 12). Write contribution from each author on manuscript has been made.
- **Etic** (optional) (Times New Roman 12). If using human and animal tested as research subject. Write number of etic from etic commission.
- **Conflict of Interest** (Times New Roman 12).
- **Funding statement** (Times New Roman 12).
- **Suggested reviewer**
- **Bibliography/References** (Times New Roman 12). The content of bibliography written with Times New Roman 12 font. References is source of reference which used as citation of writing manuscript. Writing references using Number rules example [1]. Writing and arranging of references should using *reference manager* application such as Mendeley or Endnote. If using application, please may submitted with file references which used.

3. Writing Table and Figure

- **Table title** (Times New Roman 12). The content of table written with Times New Roman 12 font. Table title written in the top of table. Table written continuously, examples Table 1, Table 2, Table 3, and so on. Table should be followed with table reference, if cited from other source.

- Figure Title (including diagram, graphic, chart, sketch, prototype, database) (Times New Roman 12). Figure title written in the bottom of picture object. Object written continuously, example Figure 1, Figure 2, Figure 3, and so on. Object should be followed with object reference, if cited from other source.
- The total of Table and Figure is 10. For examples the table is 2, so the Figure allowed maximum 8.

4. Writing Citation

Citation is idea or thought other author (or author itself in other work) that be created reference sources to cited without change the meaning. Writing citation in manuscript Journal of Tropical Pharmacy and Chemistry using system [Arabic number], examples [1] if one reference; [2], [3] if two references; [4], [5], [6] if three or more references in which order; and [1], [4], [7] for not ordered number. Writing and arranging of references should using *reference manager* application such as Endnote, Zotero, or Mendeley.

Example: Format Writing Citation Manuscript for Journal of Tropical Pharmacy and Chemistry

For facilitating and optimizing service accreditation of scientific journal, Lembaga Ilmu Pengetahuan Indonesia applying technology information system that allowing access information by online [1].

Scientific periodicals are publication that published periodically in certain period that arranged according to the rule of scientific writing [2].

5. Writing Bibliography or References

Bibliography is all references or literatures source that be created citation of writing manuscript. Writing and arranging bibliography manuscript Journal of Tropical Pharmacy and Chemistry using rules Numbered (example [1] if one reference, [2], [3] if two references and [4], [5], [6] if three or more references which order, and [1], [4], [7] for not ordered number. Writing and arranging of references should using *reference manager* application such as Endnote, Zotero, or Mendeley.

References/cites number arranged based on reference order which first time found in article.

Example style of writing bibliography:

[1] Author, Year. Title. *Journal Name*. **Volume**. (Issue). Pages. (Reference style for journal). DOI

[2] Author, Year. Title. Publisher. Place (reference style for book)

[3] And soon.....

For article layout example that would be submitted could be seen on next pages.

Title of Paper in English
(Font Times New Roman, 12 pt, 1 Space, Centered, Bold)

First Author Name^{1,*}, Second Author Name², Third Author Name³, Fourth Author Name⁴,
and so on (name without title)

¹First Author Affiliation, **example:** Study Program of Pharmacy, Faculty of
Pharmacy, Universitas Mulawarman, Samarinda, Indonesia

²Second Author Affiliation

³Third Author Affiliation

⁴Fourth Author Affiliation.

*Correspondence email : author@email.com

Abstract

Font times new roman, 12 pt, 1 space, Justify text, 1 column, **maximum 200 words**. Font times new roman, 12 pt, 1 space, Justify text, 1 column, maximum 200 words. Font times new roman, 12 pt, 1 space, Justify text, 1 column, maximum 200 words. Font times new roman, 12 pt, 1 space, Justify text, 1 column, maximum 200 words. Font times new roman, 12 pt, 1 space, Justify text, 1 column, maximum 200 words.

Keywords: font times new roman, 12 pt, 3-5 words

1 Introduction

Times new roman font, 12 pt, 1 space, text alignment left and right, 1 column, citation arranged based on ordered citation found in article with using citation system number in bracket [], with numbering Arabic number 1, 2, 3, and so on. The first citation found, given citation number 1, example citation become like this [1], and so on.

Writing manuscript cites (citation) use ordering [Arabic number], examples [1] if one reference; [2], [3] if two references; [4], [5], [6] if three or more references in which order; and [1], [4], [7] for not ordered number. References/cites number arranged based on reference order which first time found in article.

2 Method

The part of method is not copied directly from thesis.

Method is collection work from implementation of research, start from implementation ways of data recruitment until data analysis.

3 Result and Discussion

The content of result and discussion made in one unified whole. Result is not raw data, however using data which was processed/analysed with method was setting. Discussion is result comparison that obtained with concept/theory already exist.

Table and Figure should be referred to article manuscript, with total maximum is 5. For examples the table is 2, so the Figure allowed maximum 3.

Table line only horizontal line be allowed. Table number using numbering Arabic number 1,2,3, and so on, Times New Roman font, 12 pt, 1 space, see right samples on Table 1. Whereas, table not suitable with format could be seen on Table 2.

Otherwise with Figure, the numbering system like numbering on table. Figure number using numbering Arabic number 1,2,3, and so on, Times New Roman font, 12 pt, 1 space.

In this template, given some Figure samples to facilitate in understand Figure which become Journal of Tropical Pharmacy and Chemistry standard.

Example Figure not accepted on Journal of Tropical Pharmacy and Chemistry could be seen on Figure 1.

Figure 1 could be modified become Figure can be accepted on Journal of Tropical Pharmacy and Chemistry like as Figure 2.

Table 1 Example Table suitable with Journal of Tropical Pharmacy and Chemistry Format

Sample	Content (%)				
	Carbohydrate	Protein	Lipid acid	Vitamin	Water
1	Value	Value	Value	Value	Value
2	Value	Value	Value	Value	Value
3	Value	Value	Value	Value	Value
4	Value	Value	Value	Value	Value
And soon	Value	Value	Value	Value	Value

Table 2 Example Table will not accept in Journal of Tropical Pharmacy and Chemistry

Sample	Content (%)				
	Carbohydrate	Protein	Lipid Acid	Vitamin	Water
1	Value	Value	Value	Value	Value
2	Value	Value	Value	Value	Value
3	Value	Value	Value	Value	Value
4	Value	Value	Value	Value	Value
And soon	Value	Value	Value	Value	Value

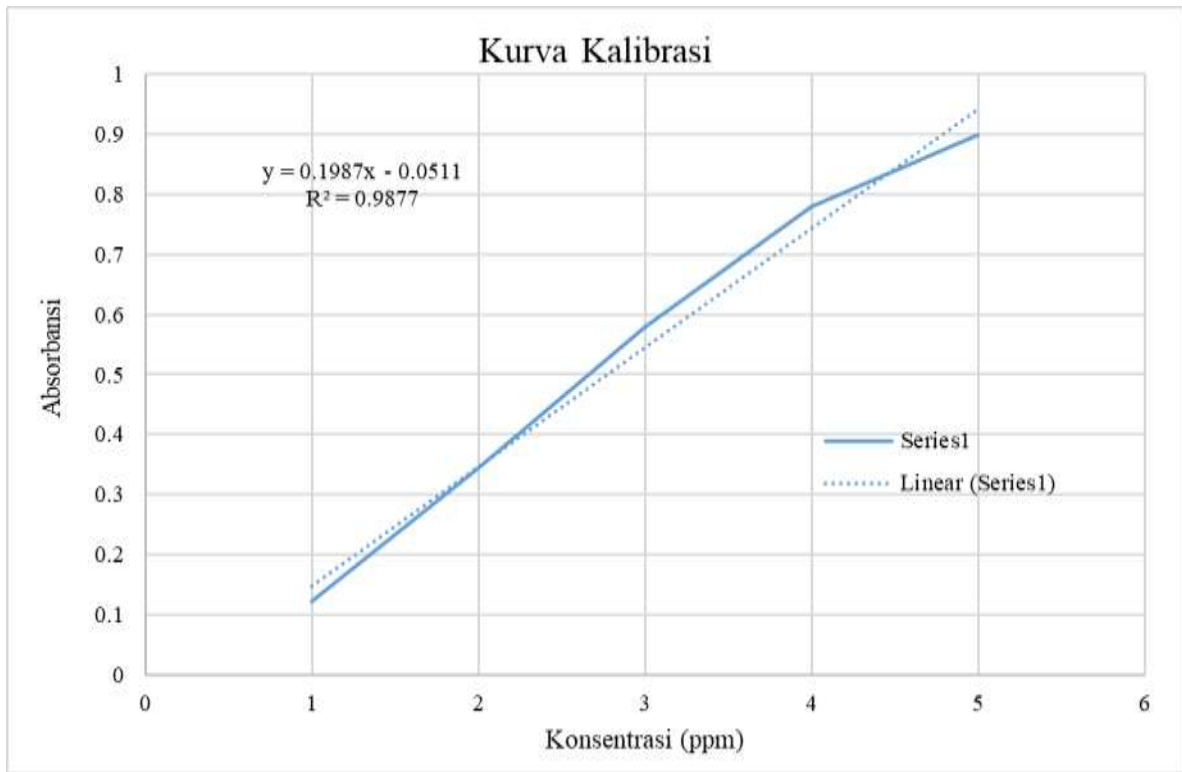


Figure 1 Example Figure not accepted Journal of Tropical Pharmacy and Chemistry

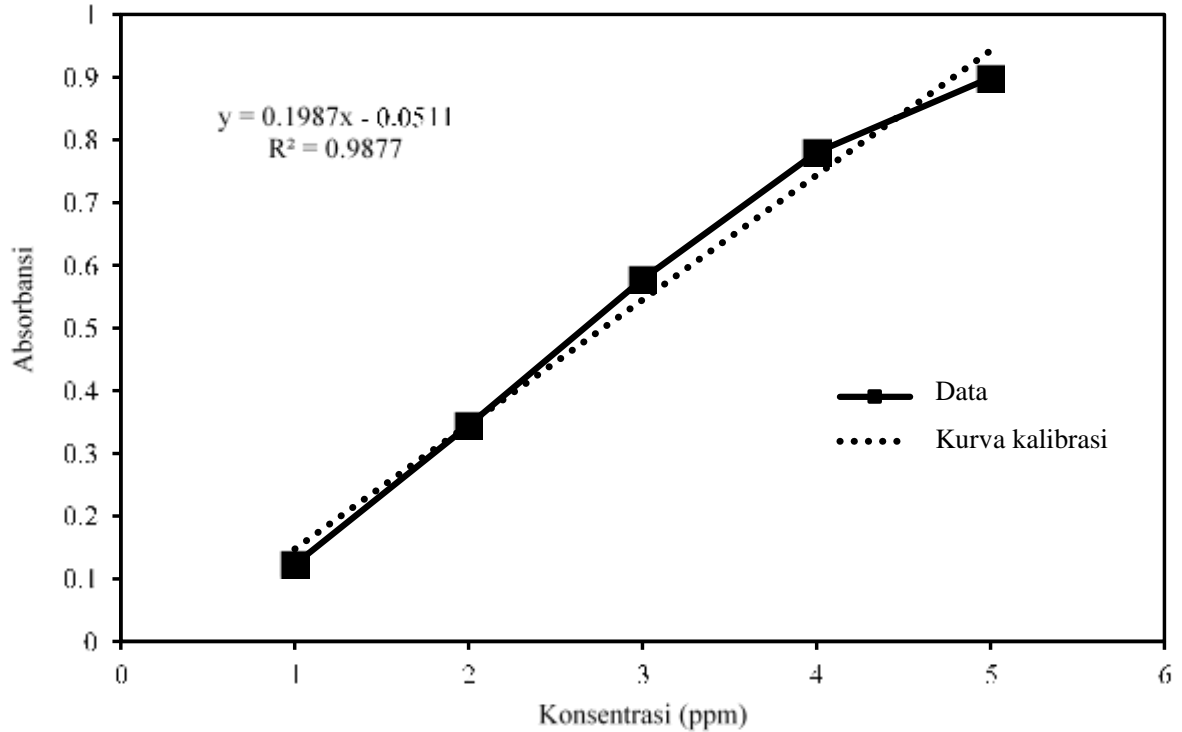


Figure 2 Figure of modification result from Figure 1, so that can be accepted by Journal of Tropical Pharmacy and Chemistry

4 Conclusion

Times New Roman font, 12 pt, 1 space, text alignment left and right, 1 column.

5 Acknowledgements (Optional)

Sample information of acknowledgement, for example informed to funding institution (usually accompanied with contract number of research), scholarship provider, which encourage measurement of samples, and etc.

Times New Roman Font, 12 pt, 1 space, text alignment left and right, 1 column.

6 Author contribution

Explain contribution from each author against written article.

Times New Roman Font, 12 pt, 1 space, text alignment left and right, 1 column.

7 Etic (if using human or animal tested as research object)

Write number of SK Etic and Institution which responsible for issue this SK.

Times New Roman Font, 12 pt, 1 space, text alignment left and right, 1 column.

8 Conflict of Interest

Give statement from author about absence or presence of conflict of interest.

Times New Roman Font, 12 pt, 1 space, text alignment left and right, 1 column.

9 Funding Statement

Give statement about your research fund.

Times New Roman Font, 12 pt, 1 space, text alignment left and right, 1 column.


10 Suggested Reviewer

Give statement about your research fund.

11 Bibliography

Bibliography arranged based on citation ordered on article manuscript. The first reference found in manuscript given reference number 1.

- [1] Author 1, Author 2, Year. Title of Article, Name of Journal, Volume, (Number), Pages.
DOI
- [2]
- [3]
- [4]
- And soon



p-ISSN: 2087-7099



e-ISSN: 2407-6090

Journal of Tropical Pharmacy and Chemistry

(J. Trop. Pharm. Chem.) *p-ISSN: 2087-7099; e-ISSN: 2407-6090.*

Address: Fakultas Farmasi, Universitas Mulawarman, Gedung Administrasi Fakultas Farmasi Jl. Penajam, Kampus Unmul Gunung Kelua, Kota Samarinda, Kalimantan Timur



Editorial Team

Editor

1. Dr. [Rolan Rusli](#), M.Si. (Faculty of Pharmacy, Universitas Mulawarman; [google scholar profile](#), [researchgate profile](#), [orcid ID](#), & [Publons](#))
2. Prof. Dr. [Laode Rijai](#), M.Si., Drs. (Faculty of Pharmacy, Universitas Mulawarman; [google scholar profile](#))
3. Dr. [Hadi Kuncoro](#), M.Farm., Apt. (Faculty of Pharmacy, Universitas Mulawarman; [Scopus Profile](#), [google scholar profile](#), [researchgate profile](#), & [orcid ID](#))
4. Dr. Cristian-Catalin Gavut, M.D. Ph.D. ("Grigore T. Popa" University of Medicine and Pharmacy, Iasi, Romania; [google scholar profile](#), [Web of Science Profile](#), & [Orchid ID](#))
5. Dr. [Nikunja B. Pati](#) (Jawaharlal Nehru Technological University, Hyderabad, India)

Advisory Editor:

1. Prof. Dr. [Deddi Prima Putra](#), Apt. (Universitas Andalas)
2. [Pinus Jumaryatno](#), M.Phill., Ph.D., Apt. (Universitas Islam Indonesia)
3. Prof. Dr. [Nasrul Wathoni](#), Ph. D., Apt. (Universitas Padjadjaran)
4. Prof. Dr. [Yoshihito Shiono](#) (Yamagata University, Japan)
5. Prof. [Muchtari M](#), Ph. D., M.Si., Apt. (Universitas Padjadjaran)
6. Prof. Dr. [Unang Supratman](#) (Universitas Padjadjaran)
7. Prof. Dr. [Aty Widyawaruyanti](#), MS., Apt. (Universitas Airlangga)
8. Prof. Dr. [Taslim Ersam](#), MS. (ITS)
9. [Abdullah Al Mamun](#), Ph.D (Charles University)
10. [Jesus Garcia Diaz](#), Ph.D (University of Oriente)
11. Dr. [Selina Ama Saah](#) (University of Energy and Natural Resources, Ghana, West Africa)
12. [Gashaw Nigussie](#) (Armauer Hansen Research Institute: Addis Ababa, Addis Ababa, Ethiopia)
13. Prof. [José Barros](#) (Universidade Federal do Rio de Janeiro, Brazil)

Accepted Articles (Article in Press)

Harus dibaca:

[Klik disini untuk membaca informasi pentingnya](#)

[Make a Submission](#)

Information

STATISTIC

00249033 [View My Stats](#)




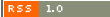
ADDRESS

Gedung Administrasi Fakultas Farmasi Jl. Penajam, Kampus Unmul Gunung Kelua, Kota Samarinda, Kalimantan Timur, Indonesia, 75119

Current Issue

 RTOM 1.0

 RSS 2.0

 RSS 1.0

JOURNAL TEMPLATE



Reference Style

- [1] Author, Year. Title. Journal. Volume. (Issue). Pages. DOI. (reference style for journal)
[2] Author, Year. Title. Publisher. Place (reference style for book)

PEOPLE

[Contact](#)
[Editorial Boards](#)
[Reviewer](#)

EDITORIAL INFORMATION

[Author Fees](#)
[Author Guidelines](#)
[Focus and Scope](#)
[Publication Ethics](#)
[About J.Trop.Pharm.Chem.](#)

TOOLS

[Grammarly](#)
[Endnote](#)
[Mendeley](#)
[Zotero](#)
[Turnitin](#)

Plagiarism checking

Plagiarism checking on article submitted to Journal of Tropical Pharmacy and Chemistry using by Turnitin maximum is 25%.

Journal of Tropical Pharmacy and Chemistry Indexed by:

1. DOAJ
2. Microsoft Academic
3. Index Copernicus
4. Sinta
5. Crossref
6. Google Scholar
7. PKP Index
8. Citefactor
9. Base
10. Keio
11. Worldcat
12. Dimensions
13. Scilit
14. Hinari
15. ROAD
16. Moraref
17. Garuda
18. CABI
19. CORE

Homepage of Journal Faculty of Pharmacy:

1. J. Trop. Pharm. Chem.
2. J. Sains. Kes.
3. Proc. Mul. Pharm. Conf.

p-ISSN: [2087-7099](#); e-ISSN: [2407-6090](#)

Email: admin@jurnalfamul.com

Address: Gedung Administrasi Fakultas Farmasi Universitas Mulawarman, Jalan Penajam, Kampus UNMUL Gn. Kelua, Samarinda, 75119. Indonesia.



This work is licensed under a [Creative Commons Attribution-NonCommercial 4.0 International License](#).



Difference in Rill Costs With INA-CBGs Rates and Treatment Rationality of Inpatient Asthma Children

by Amelia Lorensia

Submission date: 09-Jan-2025 09:23AM (UTC+0700)

Submission ID: 2561375437

File name: in_Rill_Costs_With_INA-CBGs_Rates_and_Treatment_Rationality.pdf (479.47K)

Word count: 7758

Character count: 40098

Difference in Rill Costs With INA-CBGs Rates and Treatment Rationality of Inpatient Asthma Children

ORIGINALITY REPORT

13%

SIMILARITY INDEX

12%

INTERNET SOURCES

7%

PUBLICATIONS

5%

STUDENT PAPERS

PRIMARY SOURCES

1	jtpc.farmasi.unmul.ac.id Internet Source	2%
2	Submitted to Universitas Sembilanbelas November Kolaka Student Paper	2%
3	Wika Admaja Wika, Kumala Sari Poespita D.W, Bhakita Ulyaziza A, Anggi Restyana. "Analysis of Real Hospital Cost on Ina-Cbgs Rates for Cesarean Section Patients", Journal for Quality in Public Health, 2024 Publication	2%
4	bestjournal.untad.ac.id Internet Source	1%
5	jsk.farmasi.unmul.ac.id Internet Source	1%
6	www.researchgate.net Internet Source	1%
7	discovery.researcher.life Internet Source	1%

8	www.rjptonline.org Internet Source	1 %
9	Submitted to Coastal Alabama Community College Student Paper	1 %
10	ijersc.org Internet Source	1 %
11	pmc.ncbi.nlm.nih.gov Internet Source	1 %
12	Wina Fibionisa, Yanuar Ramadhan, M. Natsir Nugroho. "Comparison Analysis of Rates by Unit Cost and INA-CBGs Rates in Hemodialysis Services at Hospital X", European Journal of Business and Management Research, 2023 Publication	1 %

Exclude quotes On

Exclude matches < 1%

Exclude bibliography On



Difference in Rill Costs With INA-CBGs Rates and Treatment Rationality of Inpatient Asthma Children

Amelia Lorensia^{1,*}, Marthy Meliana Ariyanti Jalnav²,
Adilah Fatin Amir¹, Fida Shafi Anizzalati¹

¹Department of Clinical Pharmacy-Community, Faculty of Pharmacy, University of Surabaya,
Jl. Raya Kalirungkut, 60293 Indonesia

²Faculty of Pharmacy, Universitas Anwar Medika, Jl. Parengan, Semawut, Balongbendo, Kec. BalongBendo,
Kabupaten Sidoarjo, Jawa Timur 61262 Indonesia

*Corresponding author: amelia.lorensia@gmail.com; amelia.lorensia@staff.ubaya.ac.id

Abstract

Asthma in children may affect children's efficiency at school because frequent attacks occur which disrupt children's activities, so that asthma in children is a serious problem that requires appropriate treatment. The aim was to know the difference in real costs and INA-CBGs rates and to analyze Drug-Related Problems (DRP) based on the severity of asthma and the real costs for childhood asthma at Anwar Medika Sidoarjo Hospital. The design of this study was retrospective using patient medical record data collection, for January 2020-December 2022. Data collection containing real cost data and BPJS claim cost data. Analysis of DRP based on PCNE (Pharmaceutical Care Network Europe) includes problems and causes. There were 77 subjects. the real costs for the severity of mild asthma class I, class III, and moderate asthma class II were high when compared with the INA-CBGs rates, while the severity level of severe asthma class III it was found that the real costs were lower than the INA-CBGs rates. There is no difference between total real costs and INA-CBGs rates for asthma cases in BPJS participating children. The average real cost is Rp. 2,557,453 and the average INA-CBGs tariff is Rp. 2,792,873. There was no significant difference between real costs and INA-CBGs rates ($P=0.162$). All respondents experienced DRP (100%) and the highest incidence of DRP was M3.1 and P1.2 in 44 people (57.14%) with 180 cases (60.82%). In 77 patients with a total number of cases of 296, the real costs were mostly incurred in class III mild asthma patients (58 people), namely DRP type M3.1 with P1.2 with an average cost of Rp. 2,640,221.

Keywords: Asthma, real costs, INA-CBGs, drug-related problems

Received: 17 November 2023

Accepted: 28 November 2024

¹
DOI: <https://doi.org/10.25026/jtpc.v8i2.619>



Copyright (c) 2024, Journal of Tropical Pharmacy and Chemistry. Published by Faculty of Pharmacy, University of Mulawarman, Samarinda, Indonesia. This is an Open Access article under the CC-BY-NC License.

How to Cite:

Lorensia, A., Jalmav, M. M. A., Amir, A. F., Anizzalati, F. S., 2024. Difference in Rill Costs With INA-CBGs Rates and Treatment Rationality of Inpatient Asthma Children. *J. Trop. Pharm. Chem.* **8**(2). 123-135. DOI: <https://doi.org/10.25026/jtpc.v8i2.619>

1 Introduction

Asthma according to the Global Initiative for Asthma is a heterogeneous disease, characterized by chronic inflammation of the airways, with respiratory symptoms such as wheezing, shortness of breath, chest tightness, and characterized by a cough that varies from time to time [1]. Asthma is a chronic inflammatory disorder associated with airway hyperresponsiveness which causes repeated episodes (wheezing) [2]. Although asthma cannot be cured most of the time, asthma symptoms can be controlled by avoiding or reducing exposure to asthma triggers (allergies and irritants) and by following recommendations for asthma education and appropriate medical care [3]. The global prevalence of asthma in children has increased significantly over the last 40 years and childhood asthma has a high prevalence rate compared to adults [4,5]. Currently globally there are around 300 million people suffering from asthma throughout the world, and it is likely that there will be an increase of 100 million cases by 2025 [4]. In 2018, Indonesia had a national figure for asthma cases of 2.4% [6]. In the 2007-2018 period, the prevalence of asthma according to provinces in Indonesia shows that the province of East Java has experienced an increase from previously being below the national figure to now being above the national figure for asthma sufferers [7]. As prevalence increases, Indonesia needs more effective treatment and therapy to prevent asthma, especially asthma exacerbations [8]. Asthma exacerbations can also be called attacks. Asthma exacerbations are a major cause of

disease morbidity, increases in health care costs, and, in some patients, a greater progressive loss of lung function. Patients with asthma exacerbations have significantly higher total health care costs. In patients who frequently experience asthma exacerbations and whose asthma is not controlled, this can lead to reduced productivity, low quality of life, and can increase health costs for asthma sufferers [9,10].

Asthma is a world health problem which is a factor causing medical costs to increase so that it becomes an economic burden for patients and society [11]. Asthma, especially in patients experiencing asthma exacerbations, affects half of all children in the United States under the age of 18 years, and is a major driver of the economic burden of health care costs [12]. In relation to the economic burden of the United States, childhood asthma costs 50 million dollars each year and is the main cause of inpatient hospital visits [13].

Asthma in children may affect children's efficiency at school because frequent attacks occur which disrupt children's activities, so that asthma in children is a serious problem that requires appropriate treatment [14]. Asthma attack patients need fast care and treatment, therefore health insurance coverage is very beneficial for patients regarding access to appropriate care and treatment facilities when experiencing an asthma attack. For asthma sufferers in Indonesia who are health insurance participants (JKN/ *Jaminan Kesehatan Nasional*), participants receive cost insurance from the JKN organizer, namely the Social Security Administration (BPJS/ *Badan*

Penyelenggaraan Jaminan Sosial). BPJS provides coverage for medical costs for chronic diseases, one of which is asthma [15]. JKN is a guarantee in the form of health protection so that participants obtain health care benefits and protection in meeting basic health needs provided to everyone who has paid contributions or whose contributions are paid by the government [16].

The JKN payment method organized by BPJS in health services is to use a prospective method, namely tariffs (INA-CBG's Indonesian Case Based Groups) [17]. INA-CBG's tariff is the amount of payment that BPJS claims to hospitals as an advanced reference for service packages based on the grouping of diagnosed diseases and the treatment given to patients [18]. However, in hospitals very often there are inequalities or differences between the amount of fees paid in the INA-CBG system and the hospital's real costs [19]. The cause of the difference in real costs and INA-CBGs rates usually lies in the patient's length of stay. If the patient is hospitalized for a long time then the care and treatment provided is also high so that the costs incurred by the hospital increase, whereas the INA-CBGs rates do not assess whether it is long or not. Inpatients because they only see the patient's initial diagnosis [20]. Inappropriate or irrational use of medications can also have a negative impact on costs [15]. The latest data was recorded in 2017, the highest number of hospitalized asthma cases in Indonesia was recorded in East Java with 7,942 cases [7].

Previous research regarding the difference between real hospital costs and INA-CBG's rates for asthma patients hospitalized in a hospital in 2019 obtained data results that showed the total difference in class 3 mild asthma patients with a total of 5 patients amounting to Rp. 55,505,650 from the calculation of the difference in total hospital real costs which is less compared to the larger total INA-CBGs rates [21]. The difference in costs that occurs between real costs and INA-CBGs rates, and children's asthma, including the economic burden, will have an impact on operations in the future, affecting the hospital's financial management as well as the quality of its services [20]. Therefore, research was conducted at the Anwar Medika Sidoarjo General Hospital to find out whether there was a difference in costs between the real hospital

costs and the INA-CBG's rates for childhood asthma.

Efficient treatment is also related to the rationality of treatment for optimal treatment and preventing unnecessary costs [9,22]. Drug-Related Problems (DRPs) are undesirable conditions that befall patients caused by errors in drug therapy related to the patient's recovery. DRPs include, among other things, therapy without indications, under-over dosage, administration of drugs without indications, inappropriate drug selection, drug side effects, and patient failure to receive the drug [23].

Previous research related to DRP in asthma treatment used the PCNE classification, as carried out by Lorensia and Fatmala [24], to analyze DRP in outpatient asthma treatment in outpatient asthma patients in Surabaya. The results showed that of the 40 respondents the DRP was 34 respondents (85.00%). The domain related to the effectiveness is that the drug effect is not optimal (88.24%) and other drugs are not needed (11.76%) and the cause of drug selection is the improper combination of drugs (2.87%). Another study by Lorensia and Wijaya [25], with the number of patients analyzed was 60 inpatient asthma patients at a hospital in Surabaya. The results of the study showed that there was a correlation between the number of drugs and the type of DRPs that were less appropriate, so that the more types of drugs used by patients with asthma, the greater the risk of the patient getting inappropriate drugs. The aim of the research was to find out whether there was a difference in real costs and INA-CBGs rates and to analyze Drug-Related Problems (DRP) based on the severity of asthma and the real costs for childhood asthma at Anwar Medika Sidoarjo Hospital.

2 Methods

2.1 Research design

The design of this study was retrospective using patient medical record data collection. This study compares two medical costs, namely real costs with INA-CBG's rates for asthma in children at Anwar Medika Sidoarjo Hospital, and uses medical record data for January 2020 - December 2022.

2.2 Research variable

Pediatric asthma patients are patients with asthma exacerbations and diagnosed with asthma based on standard diagnostic criteria at RSUD Anwar Medika Sidoarjo. Real costs are direct medical costs, namely room costs, doctor's services, pharmacy costs, laboratory

costs, medical equipment rental costs, radiology costs and medical equipment costs. INA-CBGs costs are costs for patients registered as BPJS patients at Anwar Medika Sidoarjo General Hospital class C private hospitals and are grouped based on class I, class II and class III BPJS patients (Table 1).

Table 1. INA-CBGs Rates in 2016 Regional 1 Private Hospital Class C Government Inpatient [26]

Code INA- CBGS	Description code INA CBG's	Rates class 1 (Rp.)	Rates class 2 (Rp.)	Rates class 3 (Rp.)
J-4-18-I	Asthma and bronchiolitis (mild)	3,263,900	2,797,600	2,331,300
J-4-18-II	Asthma and bronchiolitis (moderate)	4,489,200	3,847,900	3,206,600
J-4-18-III	Asthma and bronchiolitis (severe)	4,725,400	4,050,400	3,375,300

2.3 Population and Sample.

The population in this study were all pediatric patients who experienced asthma exacerbation who were hospitalized with INA-CBGs codes J-4-18-I, J-4-18-II, J-4-18-III [26], at Anwar Medika Hospital Sidoarjo for 2020-2022. The sample in this study was BPJS participating patients at Anwar Medika Sidoarjo Hospital who had to meet the inclusion criteria: aged <18 years and have complete data (patient identity and cost data during treatment). This research uses a purposive sampling technique. The sample size in this research is determined using the Slovin formula (Equation 1).

$$n = \frac{N}{1 + N(d)^2} \quad \text{(Equation 1)}$$

Note:

n= Estimated sample size;

N= Estimated population size;

D= Error rate used (d=0.05).

The minimum sample in this study was 64 samples.

2.4 Data Collection and Analysis.

Data collection containing real cost data and BPJS claim cost data. Real costs are classified into room costs, doctor services, nurse services, laboratory costs, pharmacy costs, equipment rental costs, and other health

services according to the patient's medical needs.

In the research used in this analysis are real costs and costs that have been determined by BPJS, namely the INA-CBS tariff, with a ratio scale. After collecting data from medical records and patient cost data, the data is then analyzed using a normality test. In this study, the number of samples obtained was 77 patients, so a normality test was carried out using Kolmogorov-Smirn because the number of samples was >50. If the significance value (sig.) was >0.05 then the research data is normally distributed and continued with parametric statistical analysis using the independent t-test to determine the significant difference between real hospital costs and INA CB inpatient rates based on each class and room. If the significance value (sig.) was <0.05 then the research data is not normally distributed and continues with non-parametric statistical analysis using Mann-Whitney, followed by the Kruskal Wallis test to determine the difference in real costs and INA-CBGs for pediatric asthma patients based on class level. I, II, III, and overall mild, moderate, and severe severity levels.

Analysis of drug-related problems (DRP) based on DRP in this study includes problems and causes. Based on the guidelines on the PCNE [23], a classification scheme was used for drug-related problems and causes of DRP occurrence (Table 2).

Table 2. Scope of DRP based on PCNE Covering Problems and Causes

MTO based on:	Code	Main domain	Problem	Information
Problem	M1.1	Therapeutic effectiveness	There is no effect from drug therapy even if the drug is used correctly	Analyze the effectiveness of asthma therapy and other treatments received by patients
	M1.2		The drug effect is not optimal	Analyze the effects of drugs that are not optimal in asthma patients
	M1.3		There are indications or symptoms that are not treated	Analyze the presence of indications or symptoms that are not treated in patients with asthma attacks
	M2.1	Therapy safety	There has been (or may occur) an undesired drug reaction or drug-related adverse event	Analyzing the incidence of ADRs in the treatment of asthma patients, including (data in medical records). - Cardiovascular disorders = blood pressure, pulse rate, respiratory rate - Indigestion = diarrhea, nausea, vomiting, constipation - Nervous Disorders = dizziness
	M3.1	Etc	Unnecessary medication	Analyze the presence of unnecessary medications in asthma patients
Reason	P1.1	Drug Selection	Selection of drugs not in accordance with guidelines (therapy guidelines) or formulary (including contraindications)	Analyze whether patients receive medications that are not in accordance with therapy guidelines for asthma patients
	P1.2		There is no indication for the choice of this drug	Analyze the presence of drug indications in asthma patients
	P1.3		Inappropriate combinations (drug-drug, drug-herb, or drug-supplement combinations)	Analyzing drug interactions in asthma patients
	P1.4		Inappropriate duplication of therapeutic classes (drug classes) or active drug ingredients	Analyzing inappropriate drug duplication in asthma patients
	P1.5		There are indications, but the medication is not prescribed or the medication selected/prescribed is incomplete	Analyzing any indications in patients who received medication but did not comply with what was prescribed
	P1.6		Too many different drugs or active ingredients are prescribed for the same indication	Analyzing too many different drugs but the same indication
	P2.1	Selection of dosage form	Inappropriate/unsuitable dosage form/drug formulation (for that patient)	Analyzing drug dosage forms that are not suitable for treatment in asthma patients
	P3.1	Dosage selection	The drug dose is too low	Analyzing low drug doses in asthma patients
	P3.2		The drug dose is too high	Analyzing high drug doses in asthma patients
	P3.3		Dosage adjustments are less frequent	Analyzing underdosing in asthma patients
	P3.4		Dosage adjustments too frequently	Analyzing too frequent dosing in asthma patients
	P3.5		Instructions for how to use/time to administer the drug are wrong, unclear, or non-existent	Analyze the timing rules for administering medication to asthma patients
	P4.1	Determining the length of treatment	Length/duration of treatment is too short	Analyzing the effects of treatment that is too short in asthma patients
	P4.2		Length/duration of treatment is too long	Analyzing the effects of too long treatment in asthma patients

3 Results and Discussion

This research was conducted retrospectively by looking at medical record data of pediatric asthma patients to determine the difference in real costs and INA-CBGs. This research was conducted at Anwar Medika Sidoarjo Hospital from May to June 2023 in the medical records and finance department. There were 77 subjects who were registered as asthma patients and who met the inclusion criteria, consisting of patients with class I, class II and class III asthma attacks.

3.1 Research Sample Characteristics Data.

Patients are 100% BPJS patients and it is known that the gender characteristics of 49 patients (63.64%) are more male than female, 28 patients (36.36%). The highest number of children with asthma was in the 7-17 year age range, as many as 68 people (88.31%). The longest inpatient treatment was 2 days in 23 people (Table 3). This is in accordance with data from Aulia's research which shows that the prevalence of asthma is higher in boys [4]. However, at children aged <14 years, asthma in male children is higher than in female children because the diameter of the respiratory tract in

male children is narrower than in female children [1].

3.2 Total Real Cost Profile of Asthma by Classroom and Severity Level.

The real rate is calculated based on the rate for health services at the hospital including components of facility services, services, medical needs and service ¹² according to each service, and inpatient rates. Meanwhile, the INA-CBGs tariff calculation is based on diagnosis codes whose tariff standards have been set by the government. The health service rates include components of procedure costs, medical

personnel costs, drug ¹², supporting facilities costs and others. The INA-CBGs tariff calculation is calculated based on a combination of diagnosis codes and action procedures whose standard tariffs have been set by the government. The real cost components based on class and severity level can be seen in Table 4. It is known that the real costs for the severity of mild asthma class I, class III, and moderate asthma class II are high when compared with the INA-CBGs rates, while the severity level of severe asthma class III it was found that real costs were lower than the INA-CBGs rates (Table 5).

Table 3. Patient Characteristics Based on Asthma Severity Level

Characteristics		Asthma Severity Level							
		Mild (n=59)		Moderate (n=4)		Severe (n=14)		Total (n=77)	
		Freq.	(%)	Freq.	(%)	Freq.	(%)	Freq.	(%)
Gender	Male	35	45.45	3	3.90	11	14.29	49	63.64
	Female	24	31.17	1	1.30	3	3.90	28	36.36
Age (Year) [27]	5-6	4	5.19	0	0.00	5	6.49	9	11.69
	7-17	55	71.43	4	5.19	9	11.69	68	88.31
Length of Treatment	1	14	18.18	1	1.30	0	0.00	15	19.48
	2	20	25.97	2	2.60	1	1.30	23	29.87
	3	17	22.08	1	1.30	4	5.19	22	28.57
	4	7	9.09	0	0.00	6	7.79	13	16.88
	5	0	0.00	0	0.00	2	2.60	2	2.60
	6	1	1.30	0	0.00	1	1.30	2	2.60
Room class	Class I	1	1.30	0	0.00	0	0.00	1	1.30
	Class II	0	0.00	4	5.19	0	0.00	4	5.19
	Class III	58	75.32	0	0.00	14	18.18	72	93.51

Table 4. Real Cost Components Based on Classroom and Severity Level

		Total and Average Costs					
Direct Medical Cost Categories	Category	Classroom			Severity Level		
		Class I (n=1)	Class II (n=4)	Class III (n=72)	Mild (n=59)	Moderate (n=4)	Severe (n=14)
		Average (Rp.)	Average (Rp.)	Average (Rp.)	Average (Rp.)	Average (Rp.)	Average (Rp.)
Action Medical personnel	Cost of non-surgical procedures	634,000	417,500	246,000	240,203	417,500	298,143
	Consultation fees	420,000	307,500	250,417	228,051	307,500	356,786
	Expert costs	30,000	30,000	30,000	30,000	30,000	30,000
	Nursing costs	342,000	259,500	206,417	195,085	259,500	263,857
Supporting facilities	Supporting costs	102,000	102,000	102,000	102,000	102,000	102,000
	Radiology Fees	115,000	115,000	107917	110,678	115,000	96,786
	Laboratory Fees	936,000	699,000	455,694	455,203	699,000	492,071
	Room Fees	1,200,000	900,000	625,000	586,441	900,000	828,571
Medicine and others	Drug costs	377,000	303,303	258,669	238,078	303,303	353,913
	Cost of medical equipment	613,832	484,565	260,500	249,365	484,565	322,664
	BMHP costs	587,400	310,950	126,157	144,393	310,950	82,250
	Equipment rental costs	17,000	89,000	20,167	20,864	89,000	17,000

Table 5. Differences in Total Costs for Asthma Severity Levels and Classrooms Based on Real Costs Compared with INA-CBGs Rates

Room class	Mild (n=9)			Moderate (n=4)			Severe ³ (n=14)		
	Freq.	Real Cost (Rp.)	Rates INA-CBGs (Rp.)	Freq.	Real Cost (Rp.)	Rates INA-CBGs (Rp.)	Freq.	Real Cost (Rp.)	Rates INA-CBGs (Rp.)
Class I	1	5,374,455	3,263,900	-	-	-	-	-	-
Class II	-	-	-	4	16,073,272	11,190,400	-	-	-
Class III	58	148,046,907	135,215,400	-	-	-	14	45,556,580	47,254,200

Direct medical costs in this study include components of action costs, medical personnel costs (consultation from doctors, experts and nurses), drug and other costs (drugs, medical equipment and consumable medical materials) and supporting facilities (equipment rental, rooms, support, radiology and laboratory). The cost analysis used in this research uses direct medical costs [28].

In this study, the average cost for patients with mild asthma attacks in class I was higher than the cost for INA-CBGs, where the real cost was Rp. 5,374,455 and the INA CBGS tariff is IDR. 3,263,900. The average real cost for patients with moderate asthma attacks in class II is also higher than the INA CBGS rate, where the real cost is Rp. 4,018,318/patient and INA CBGS of Rp. 2,797,600/patient, with a negative difference indicating that INA-CBG's claim rate is smaller than the real costs incurred. The results of this study are different from previous research [21], which provided a positive difference, where the total real costs were lower than INA-CBG's rates. However, in class III heavy attacks, the real costs are lower compared to the INA-CBGs tariff, namely IDR. 3,254,041/patient and Rp. 3,375,300/patient for the INA-CBGs rate, with a positive difference indicating that the INA-CBG rate claim is greater than the real costs incurred. A positive difference means that the direct medical costs incurred by the hospital in treating pediatric asthma patients do not exceed the rates set by the government, so it does not cause potential losses for the hospital. The results of this study are in accordance with other studies [21], which provide a positive difference, where the total real costs are lower than the INA-CBG's rates, which means the hospital's success in carrying out treatment efficiently and effectively.

In the technical instructions for the Indonesian Minister of Health Regulation, it is explained that the INA-CBG tariff components include service administration components, accommodation, doctor's services,

hospitalization, examination, treatment, basic medical consultation in the emergency unit, medical equipment, ambulances and health services. others according to the patient's medical needs [29].

3.3 Real Cost Differences Compared to INA-CBGs Rates

On the difference between real costs and INA-CBG's rates at the Anwar Medika Sidoarjo General Hospital, the real rates are calculated in detail on the types of services including components of care services, experts, non-surgical procedures, radiology, laboratories, rooms, medicines, medical devices and medical materials. disposable. Meanwhile, the calculation of INA-CBG's rates is calculated based on the accumulation or combination of diagnosis codes and procedure/action codes into an INA-CBG's code whose standard rates have been determined by the government. The average real cost is Rp. 2,557,453 and the average INA-CBGs rates is Rp. 2,792,873. The results of the normality test using Kolmogorov Smirnov with a value of $P=0.000$ ($P<0.05$), which means it is not normally distributed. Then proceed with the Mann-Whitney test. The test results are different between the two with a value of $P=0.162$, meaning there is no significant difference between real costs and INA-CBGs rates.

3.4 Analysis of Drug-Related Problems (DRP).

All respondents experienced DRP (100%), both in the emergency room and in the inpatient room. The highest incidence of DRP was M3.1 and P1.2 in 44 people (57.14%) with 180 cases (60.82%). The results of the percentage of occurrences of drug-related problems experienced by the sample while in the ER and overall hospitalization can be seen in Table 6. The use of DRP-related drugs based on problems and causes can be seen in Table 7.

Table 6. Frequency of Number of Drug-Related Problems Based on Problem

Treatment in	MTO type		Based on Number of Samples		Based on Number of Cases	
	based on Problem	based on Cause	Frequency (n=77)	Percentage of Total Sample (%)	Number of Cases (n=296)	Percentage of Total Cases (%)
IGD	M1.2	P3.1	8	10.39	8	2.70
	M3.1	P1.1	50	64.94	50	16.89
	M3.1	P1.2	44	57.14	90	30.41
Inpatient	M1.2	P3.1	8	10.39	8	2.70
	M3.1	P1.1	49	63.64	50	16.89
	M3.1	P1.2	44	57.14	90	30.41

M1.2 = Drug effect is not optimal
M3.1 = Medication not needed
P1.1 = Drug selection does not comply with *guidelines* (therapy guidelines) or formulary (including contraindications)
P1.2 = There is no indication for selecting this drug

Table 7. Use of MTO-Related Medications Based on Problems and Causes

Treatment in	MTO related drugs		MTO type		Based on Number of Samples		Based on Number of Cases	
	Drug Class	Medicine name	based on Problem	based on Cause	Frequency (n=77)	Percentage of Total Samples (%)	Number of Cases (n=296)	Percentage of Total Number of Cases (%)
IGD	Oxygen	Oxygen	M3.1	P1.2	5	6.49	5	1.69
	ICS	Budesonide	M3.1	P1.2	6	7.79	6	2.03
	Penicillin	Ampicillin Na and Sulbactam	M3.1	P1.2	6	7.79	6	2.03
	SABA	Salbutamol	M3.1	P1.1	50	64.94	50	16.89
	NSAIDs	metamizole	M3.1	P1.2	5	6.49	5	1.69
		ibuprofen	M3.1	P1.2	14	18.18	14	4.73
	Cephalosporins	Ceftriaxon	M3.1	P1.2	16	20.79	16	5.41
	H2 receptor antagonist	Ranitidine	M3.1	P1.2	23	29.87	23	7.77
	Serotonin receptor antagonist	Ondansetron	M3.1	P1.2	13	18.88	13	4.39
	Acetaminophen	Paracetamol	M3.1	P1.2	1	1.30	1	0.34
	PPI	Omeprazole	M3.1	P1.2	1	1.30	1	0.34
	Systemic corticosteroids	Methylprednisolone	M1.2	P3.1	8	10.39	8	2.70
	Inpatient	Oxygen	Oxygen	M3.1	P1.2	5	6.49	5
ICS		Budesonide	M3.1	P1.2	6	7.79	6	2.03
Penicillin		Ampicillin Na and Sulbactam	M3.1	P1.2	6	7.79	6	2.03
SABA		Salbutamol	M3.1	P1.1	49	63.63	50	16.89
NSAIDs		metamizole	M3.1	P1.2	5	6.49	5	1.69
		ibuprofen	M3.1	P1.2	14	18.18	14	4.73
Cephalosporins		Ceftriaxon	M3.1	P1.2	16	20.79	16	5.41
H2 receptor antagonist		Ranitidine	M3.1	P1.2	23	29.87	23	7.77
Serotonin receptor antagonist		Ondansetron	M3.1	P1.2	13	18.88	13	4.39
Acetaminophen		Paracetamol	M3.1	P1.2	1	1.30	1	0.34
PPI		Omeprazole	M3.1	P1.2	1	1.30	1	0.34
Systemic corticosteroids		Methylprednisolone	M1.2	P3.1	8	10.39	8	2.70

NSAID : Non Steroidal Anti Inflammatory Drugs

ICS : Inhaled CorticoSteroid

PPI : Proton Pump Inhibitor

SABA : Short-Acting Beta Agonis

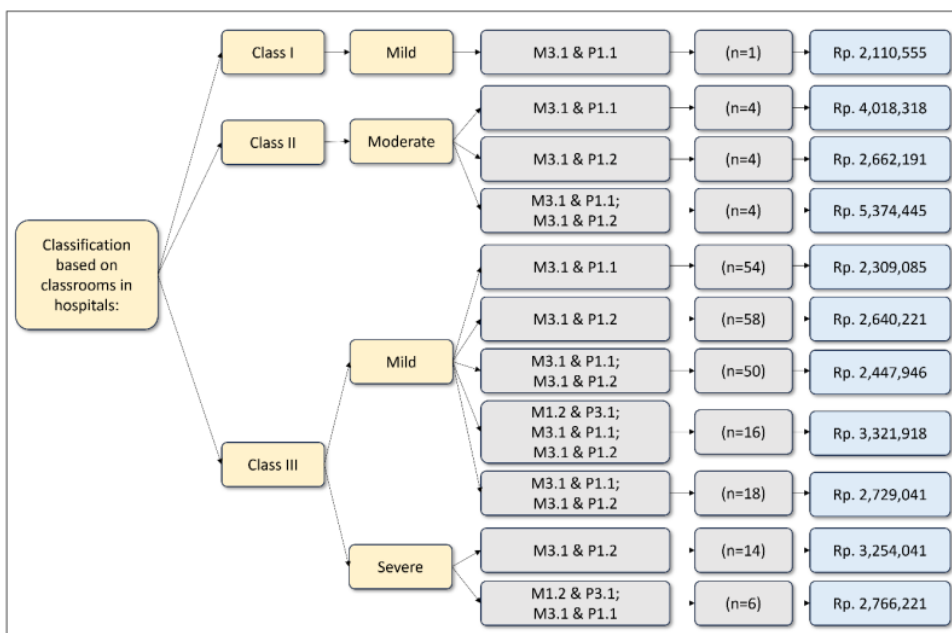


Figure 1. The Relationship between Real Costs and the Occurrence of Drug-Related Problems

The use of medication for pediatric asthma attack patients at Anwar Medika Sidoarjo Hospital found that oxygen was mostly used in patients with mild asthma with a total of 4 patients (57.14%), salbutamol was used most often in patients with mild asthma, namely 47 patients (70.15%), the corticosteroid group (dexamethasone) was the most common in mild asthma, 10 patients (52.63%), the corticosteroid group (methylprednisolone), which was the most common in mild asthma patients, namely 31 patients (86.11), and for the drug budesonide, the most common in mild asthma patients with a total of 5 patients (62.50%) (Table 7). Discussion of DRP experienced by respondents included:

a. The incidence of DRP in the sample was M1.2 (not optimal drug effect) with P3.1 (drug dose too low). The drug associated with DRP was methylprednisolone, the number of cases was 8 (5.41%), according to the GINA 2023 literature [1], the recommended dose for children is 1-2mg/kg/day up to a maximum of 40mg/day, whereas in the sample it was less than that dose.

- b. The incidence of DRP that occurred in the sample was M3.1 (drug not needed) with P1.1 (selection of drug not in accordance with guidelines (therapy guidelines) or formulary (including contraindications), namely salbutamol, the number of cases was 50 (33.78%), according to the GINA 2023 literature [1], for treatment of mild-moderate asthma exacerbations, it is sufficient to use Salbutamol MDI alone, but in the samples using Salbutamol Nebulizer. The inhaled short-acting β -2 agonist (SABA) is the first line of therapy for asthma exacerbations, and salbutamol is a SABA that is often used for asthma attacks. Selection of SABA as first line can cause bronchial smooth muscle to relax through increasing intracellular cyclic adenosine monophosphate (cAMP) [30,31].
- c. DRP that occurred in M3.1 (the drug was not needed) with P1.2 there was no indication for the drug, namely Budesonide with the number of cases 6 (4.06%). According to GINA (2023), ICS corticosteroids are used if the patient does not receive systemic corticosteroids but in the sample

corticosteroid therapy has been given [1,32].

- d. The DRP events that occurred in M3.1 (no medication needed) with P1.2 (no indication for medication) were the antibiotic drug Ceftriaxon with a number of cases 16 (10.82%), sultamicilin with a number of cases 6 (4.06%) [1,33]. The use of antibiotics is not necessary in the treatment of asthma because there is insufficient evidence to support the use of antibiotics unless there is strong evidence that the patient has a lung infection (such as fever, pneumonia) and in GINA 2023 [1], administration of antibiotics can be considered after administration of corticosteroids and it is best to Asthma exacerbations antibiotic therapy is not routinely prescribed. This research is also in line with previous research that antibiotics should not be given because there is a lack of strong evidence [1,34].
- e. The DRP events that occurred in the sample were M3.1 the drug was not needed with P1.2 there was no indication for the drug, namely Oxygen, the number of cases was 5 (3.38%), according to GINA in 2023 [1], the value for oxygen saturation for asthma attack patients given If the oxygen saturation is <90% (target for children is 94-98%), and in the sample the oxygen saturation value is within the range so there is no need to give oxygen therapy. The aim of oxygen therapy in asthma patients is to correct the condition of low oxygen levels in the blood (hypoxemia), reduce respiratory workload, increase oxygen levels and increase the patient's sense of comfort [35,36].
- f. The incidence of DRP that occurred for gastrointestinal drugs in the sample was M3.1 the drug was not needed with P1.2 there was no indication for the drug, namely the drug Omeprazole with the number of cases 1 (0.68%), Ranitidine with the number of cases 23 (15.54%), Ondansetron with a total of 13 cases (8.78%), is intended for nausea and vomiting, but if you look at the patient's medical record data, the sample has no complaints of nausea and vomiting so that there is not enough therapy for nausea and vomiting. precise because there is no indication as to the destination.

Gastrointestinal disorders in cases of asthma exacerbations often appear together and in some cases they are also associated with nausea and vomiting which is the earliest common event [37]. Aminophylline used in asthma patients has side effects, namely nausea and vomiting. Aminophylline is a common asthma drug for asthma therapy in Indonesia and is a narrow therapeutic range drug that causes ADRs to occur. Inappropriate aminophylline therapy can cause many side effects which can result in a person experiencing medical problems caused by side effects that are more severe than the main medical problem [1,38].

There are several connections between nausea and vomiting in asthma patients. Nausea and vomiting in asthma patients can cause gastric disorders, namely stress ulcers. Stress ulcer is a syndrome characterized by acute bleeding or perforation of the upper gastrointestinal tract due to mucosal damage in patients suffering from critical illness or severe trauma. Asthmatic respiratory disorders can cause hypoventilation and circulatory hypoperfusion disorders which result in tissue hypoperfusion. As a result of hypoventilation and hypoperfusion, the oxygen and nutrients needed to maintain the integrity and regeneration of mucosal cells are not sufficient so that the integrity of the mucosa and the ability to regenerate the mucosa decreases to the point of cell death [39].

- g. The incidence of DRP that occurred in samples, namely in the NSAID drug class, was M3.1 (drug not needed) with P1.2, there was no indication for the drug, namely metamizole with a sample size of 5 (3.38%), ibuprofen with a number of cases 14 (9.46%). It is contraindicated for asthma sufferers to take NSAIDs because they can cause allergic reactions and asthma exacerbations which are characterized by bronchospasm [40], so medication is not needed.
- h. The DRP incidence that occurred for analgesic antipyretic drugs in the sample was M3.1 the drug was not needed with P1.2 there was no indication for the drug, namely the drug Paracetamol with the number of cases 1 (0.68%). Paracetamol is an analgesic

and antipyretic drug, this drug is intended to reduce a child's temperature, fever reducing is indicated if the body temperature is $>38^{\circ}\text{C}$ [41]. The results of this study are the same as previous studies, namely that the use of paracetamol is not necessary because there is no diagnosis of fever and there is no increase in temperature in the patient [42].

4 Conclusions

There is no difference between total real costs and INA-CBGs rates for asthma cases in BPJS participating children. The average real cost is Rp. 2,557,453 and the average INA-CBGs rates is Rp. 2,792,873. There was no significant difference between real costs and INA-CBGs rates ($P=0.162$). All respondents experienced DRP (100%) and the highest incidence of DRP was M3.1 and P1.2 in 44 people (57.14%) with 180 cases (60.82%). In 77 patients with a total number of cases of 296, the real costs were mostly incurred in class III mild asthma patients (58 people), namely DRP type M3.1 with P1.2 with an average cost of Rp. 2,640,221.

5 Declarations

5.1 Acknowledgements

This research was funded by the University of Surabaya Research and Community Service Institute.

5.2 Author contributions

AL developed the concept and designed the manuscript, director, supervisor and final coordinator of manuscript; AL and MMAJ provided key information and intellectual support. AFA and FSA provided conducting research, collecting data and compiling manuscripts.

5.3 Ethic

Ethical has been approved by the Commission on Health Research Ethics University of Surabaya No.163/KE/XI/2022.

5.4 Conflict of Interest

The authors declare no conflict of interest.

6 References

- [1] Global Initiative for Asthma. 2023. Global Strategy for Asthma Management and Prevention. 2018. Available from: https://ginasthma.org/wp-content/uploads/2018/04/wms-GINA-2018-report-tracked_v1.3.pdf.
- [2] Bush A. Pathophysiological Mechanisms of Asthma. *Front Pediatr*. 2019;7:68. doi: 10.3389/fped.2019.00068.
- [3] Zahran HS, Bailey CM, Damon SA, Garbe PL, Breyse PN. Vital Signs : Asthma in Children — United States, 2001–2016. *Morbidity and Mortality Weekly Report (MMWR)*. 2018;67(5):149–55. <https://doi.org/10.15585/mmwr.mm6705e1>.
- [4] Dharmage SC, Perret JL, Custovic A. Epidemiology of asthma in children and adults. *Frontiers in Pediatrics*. 2019;7:1–15. <https://doi.org/10.3389/fped.2019.00246>.
- [5] Serebrisky D, Wiznia A. Pediatric asthma: A global epidemic. *Annals of Global Health*. 2019;85(1):1–6. <https://doi.org/10.5334/aogh.2416>.
- [6] Kresnayasa MM, Hartawan BNI, Sidiartha LGI, Wati KD. Karakteristik Asma Pada Anak Di Puskesmas I Denpasar Timur Tahun 2019–2021. *Jurnal Medika Udayana*. 2021;10(8):13–8.
- [7] Pusdatin Kemenkes RI. (2019). Infodatin Asma. *Journal of Chemical Information and Modeling*, 01(01), 1689–1699. <https://pusdatin.kemkes.go.id/resources//download/pusdatin/infodatin/infodatin-asma-cetak.pdf>.
- [8] Suprpto ARA. Upaya Preventif Terhadap Serangan Asma Camellia Sinensis Leaf Extract As a Potent Preventive Measure of Asthma Attack. *Jurnal Ilmiah Mahasiswa Kedokteran Indonesia*. 2021;9:110–6.
- [9] Castillo JR, Peters SP, Busse WW. Asthma Exacerbations: Pathogenesis, Prevention, and Treatment. *J Allergy Clin Immunol Pract*. 2017;5(4):918–27. doi: 10.1016/j.jaip.2017.05.001.
- [10] Fergeson JE, Patel SS, Lockey RF. Acute asthma, prognosis, and treatment. *J Allergy Clin Immunol*. 2017;139(2):438–47. doi: 10.1016/j.jaci.2016.06.054.
- [11] Litanto A, Kartini K. Kekambuhan asma pada perempuan dan berbagai faktor yang memengaruhinya. *Jurnal Biomedika Dan Kesehatan*. 2020;4(2):79–86. <https://doi.org/10.18051/jbiomedkes.2021.v4.79-86>.
- [12] Cottrill KA, Chandler JD, Kobara S, Stephenson ST, Mohammad AF, Tidwell M, Mason C, Dresser MV, Patrignani J, Kamaleswaran R, Fitzpatrick

- AM. Metabolomics identifies disturbances in arginine , phenylalanine , and glycine metabolism as differentiating features of exacerbating atopic asthma in children. *Journal of Allergy and Clinical Immunology Global*. 2023;2(3):100115.
<https://doi.org/10.1016/j.jacig.2023.100115>.
- [13] Trivedi M, Denton E. Asthma in children and adults—what are the differences and what can they tell us about asthma?. *Frontiers in Pediatrics*. 2019;7:1–15.
<https://doi.org/10.3389/fped.2019.00256>.
- [14] Putri PP, Nisa K, Wahyudo R. Program Olahraga Renang: Intervensi Non-Farmakologis yang Efektif pada Asma Anak Swimming Training Programme: An Effective Non-Pharmacological Intervention for Pediatric Asthma. *Medula*. 2021;7(5):37–41.
- [15] Lorensia A, Fatmala D. Analisis masalah terkait obat pada pengobatan asma rawat jalan. *Jurnal Ilmiah Manuntung*. 2021;7(1):126–37.
<http://repository.ubaya.ac.id/id/eprint/39631>.
- [16] Kementerian Kesehatan RI. (2021). Permenkes Nomor 7 Tahun 2021 tentang *Pelayanan Kesehatan pada Jaminan Kesehatan Nasional*.
- [17] Ananta I. Penerapan pola pembayaran INA-CBGs BPJS kesehatan dalam tinjauan regulasi dan implementasi. *Prosiding Semnas Tatantangan Pengembangan Ilmu Akuntansi*. 2016;275–290.
- [18] Monica RD, Mawar F, Suryati Y, Pujilestari I, Rohmayani D, Hendrati A. Analisis Perbedaan Tarif Riil Rumah Sakit dengan Tarif INA-CBG's Berdasarkan Kelengkapan Medis Pasien Rawat Inap Pada Kasus Persalinan Sectio Caesarea Guna Pengendalian Biaya Rumah Sakit TNI AU Dr. M. Salamun Bandung. *Jmiki*. 2021;99(1):90–6.
<https://jmiki.aptirmik.or.id/index.php/jmiki/article/view/90>.
- [19] Nisa BI. Faktor-faktor yang Mempengaruhi Biaya antara Biaya Riil dan Tarif INA CBGs pada Pasien Jantung Koroner Rawat Inap JKN di RSUD Tugurejo Semarang Tahun 2019. *Fakultas Ilmu Kesehatan Masyarakat. Universitas Negeri Semarang*. 2020;184.
- [20] Agustina PB, Muchlis N. Analisis Biaya Rill dan Tarif INA CBG's Di Rumah Sakit Umum Bahagia Kota Makassar. *Journal of Muslim Community Health (JMCH)*. 2020;1(2):13–25.
- [21] Pratama AM, Lorensia A. Profil Biaya Pengobatan Serangan Asma berdasarkan Kelas Rawat Inap. *Surya Medika*. 2021;16(2):13-8.
- [22] Papi A, Blasi F, Canonica GW, Morandi L, Richeldi L, Rossi A. Treatment strategies for asthma: reshaping the concept of asthma management. *Allergy Asthma Clin Immunol*. 2020;16:75. doi: 10.1186/s13223-020-00472-8.
- [23] Pharmaceutical Care Network Europe Association. PCNE Classification for Drug-Related Problems V9.1 - Page 1: Classification for Drug related problems; 2020. chrome-extension://efaidnbmnnnibpcajpcglclefindmkaj/https://www.pcne.org/upload/files/417_PCNE_classification_V9-1_final.pdf.
- [24] Lorensia A, Fatmala D. Analisis Masalah Terkait Obat Pada Pengobatan. *Jurnal Ilmiah Manuntung*. 2021;7(1):126–37.
- [25] Lorensia A, Wijaya RI. Hubungan Jumlah Obat yang Digunakan Terhadap Risiko Terjadinya *Drug-Related Problems* pada Pasien Asma di Suatu Rumah Sakit di Surabaya. *Jurnal of Tropical Pharmacy and Chemistry*. 2016;3(3):232-8.
- [26] Kemenkes RI. (2016). Indonesian Case Based Groups (INA-CBG's) dan non Indonesian Case Based. *Peraturan Menteri Kesehatan Republik Indonesia Nomor 52 Tahun 2016 Tentang Standar Tarif Pelayanan Kesehatan Dalam Penyelenggaraan Program Jaminan Kesehatan*.
- [27] Singh JA, Siddiqi M, Parameshwar P, Chandra-Mouli V. World Health Organization Guidance on Ethical Considerations in Planning and Reviewing Research Studies on Sexual and Reproductive Health in Adolescents. *J Adolesc Health*. 2019;64(4):427-9. doi: 10.1016/j.jadohealth.2019.01.008.
- [28] Hinrichs-Krapels S, Ditewig B, Boulding H, Chalkidou A, Erskine J, Shokraneh F. Purchasing high-cost medical devices and equipment in hospitals: a systematic review. *BMJ Open*. 2022;12(9):e057516. doi: 10.1136/bmjopen-2021-057516.
- [29] Permenkes No. 3. (2023). Peraturan Menteri Kesehatan Republik Indonesia No. 3 Tahun 2023 Tentang Standar Tarif Pelayanan Kesehatan Dalam Penyelenggaraan Program Jaminan Kesehatan. *Menteri Kesehatan RI*, 1–721.
<https://www.kemkes.go.id/downloads/resources/download/lain/PERMENKES-NO-3-TAHUN-2023-TTG-STANDAR-TARIF-PELAYANAN-KESEHATAN-DALAM-PENYELENGGARAAN-JAMINAN-KESEHATAN-1.pdf>.
- [30] Marques L, Vale N. Salbutamol in the Management of Asthma: A Review. *Int J Mol Sci*. 2022;23(22):14207. doi: 10.3390/ijms232214207.
- [31] Tchana B, Caffarelli C. Inhaled Short-Acting Beta Agonist Treatment-Associated Supraventricular Tachycardia in Children: Still a Matter of Concern in Pediatric Emergency Departments? *Children (Basel)*.

- 2023;10(4):699. doi: 10.3390/children10040699.
- [32] Patel R, Naqvi SA, Griffiths C, Bloom CI. Systemic adverse effects from inhaled corticosteroid use in asthma: a systematic review. *BMJ Open Respir Res.* 2020;7(1):e000756. doi: 10.1136/bmjresp-2020-000756.
- [33] Normansell R, Sayer B, Waterson S, Dennett EJ, Del Forno M, Dunleavy A. Antibiotics for exacerbations of asthma. *Cochrane Database Syst Rev.* 2018;6(6):CD002741. doi: 10.1002/14651858.CD002741.pub2.
- [34] Stefan MS, Shieh MS, Spitzer KA, Pekow PS, Krishnan JA, Au DH, Lindenauer PK. Association of Antibiotic Treatment With Outcomes in Patients Hospitalized for an Asthma Exacerbation Treated With Systemic Corticosteroids. *JAMA Intern Med.* 2019;179(3):333-9. doi: 10.1001/jamainternmed.2018.5394.
- [35] Fisher JD, Sakaria RP, Siddiqui KN, Ivey KJ, Bali L, Burnette K. Initial ED oxygen saturation $\leq 90\%$ increases the risk of a complicated hospital course in pediatric asthmatics requiring admission. *Am J Emerg Med.* 2019;37(9):1743-45. doi: 10.1016/j.ajem.2019.06.020.
- [36] Nagakura A, Morikawa Y, Takasugi N, Funakoshi H, Miura Y, Ota T, Shimizu A, Shimizu K, Shirane S, Hataya H. Oxygen saturation targets in pediatric respiratory disease. *Pediatr Int.* 2022;64(1):e15129. doi: 10.1111/ped.15129.
- [37] Heckroth M, Luckett RT, Moser C, Parajuli D, Abell TL. Nausea and Vomiting in 2021: A Comprehensive Update. *J Clin Gastroenterol.* 2021;55(4):279-99. doi: 10.1097/MCG.0000000000001485.
- [38] Lorensia A, Ikawati Z, Andayani TM, Suryadinata RV, Hantoro AA, Firanita LD. Efektivitas dan Risiko Toksisitas Aminofilin Intravena pada Pengobatan Awal Serangan Asma. *Indonesian Journal of Clinical Pharmacy.* 2018;7(2):78-88.
- [39] Mahdayana ID, Sudjarmiko S, Sumarno S, Padolo E. Studi Penggunaan Profilaksis Stress Ulcer pada Pasien Bedah Digestif di RSUD dr. Soetomo Surabaya. *Pharmaceutical Journal of Indonesia.* 2020;005(02):73-78. <https://doi.org/10.21776/ub.pji.2020.005.02.1>.
- [40] Fu LS, Lin CC, Wei CY, Lin CH, Huang YC. Risk of acute exacerbation between acetaminophen and ibuprofen in children with asthma. *PeerJ.* 2019;7:e6760. doi: 10.7717/peerj.6760.
- [41] Sholihah SH. Efektivitas Pemberian Parasetamol Oral Versus Parasetamol Rektal Untuk Antipiretik Pada Anak: Systematic Review. *Jurnal Ilmu Farmasi Dan Farmasi Klinik.* 2020;17(01):22. <https://doi.org/10.31942/jiffk.v17i01.3503>.
- [42] Pratiwi DAB, Anggraini N, Aeni N, Tinggi S, Kesehatan I, Global S. Kajian DRPs dan pola persepsian pada pasien rawat inap anak dengan asma. *Stikes Surya Global.* 2022;6(1):28-34.