



Effect of antioxidant dietary behaviour in smokers with chronic obstructive pulmonary disease risk during COVID-19 pandemic

Amelia Lorensia^{1*}, Rivan Virlando Suryadinata²

¹Department of Clinical-Community Pharmacy, Faculty of Pharmacy, Universitas Surabaya, Jalan Raya Kalirungkut, Surabaya 60292, Indonesia

²Department of Public Health, Faculty of Medical, Universitas Surabaya, Jalan Raya Kalirungkut, Surabaya 60292, Indonesia

*Correspondence: amelia.lorensia@gmail.com ; amelia.lorensia@staff.ubaya.ac.id

ABSTRAK

Latar Belakang: Perokok berisiko mengalami Penyakit Paru Obstruktif Kronis (PPOK) yang mempunyai risiko penurunan kualitas hidup akibat penurunan fungsi paru. Penurunan fungsi paru akibat peningkatan radikal bebas. Asupan makanan yang mengandung antioksidan dapat membantu mengurangi radikal bebas.

Tujuan: Penelitian ini bertujuan untuk mengetahui pengaruh asupan antioksidan (vitamin A, C, dan E) terhadap perkembangan risiko PPOK pada perokok aktif.

Metode: Penelitian ini dilakukan pada bulan Mei-Juli 2023 di Surabaya. Penelitian ini menggunakan desain cross sectional, dengan metode purposive sampling dan snowball sampling. Subjek penelitian adalah perokok aktif dewasa. Asupan antioksidan terdiri dari asupan yang dikonsumsi subyek sehari-hari yang mengandung vitamin A, vitamin C, dan vitamin E dengan menggunakan metode Food Frekuensi Questionnaire (FFQ) untuk menggambarkan asupan gizi dalam periode tertentu. Penilaian risiko PPOK diukur menggunakan tes fungsi paru dengan spirometri, dengan penilaian rasio nilai volume ekspirasi paksa dalam satu detik (FEV1)/kapasitas vital paksa (FVC) di bawah 0,70 didefinisikan sebagai keterbatasan aliran udara. Data diuji dengan uji Spearman untuk melihat hubungan antara asupan antioksidan dari makanan dengan fungsi paru.

Hasil: Penelitian ini melibatkan 49 perokok aktif penderita PPOK. Sebagian besar subyek mengalami kekurangan asupan vitamin A (77,55%), vitamin C (87,76%), dan seluruh subyek mengalami kekurangan vitamin E. Makanan mengandung vitamin A yang paling banyak dikonsumsi adalah minyak sawit. Makanan mengandung vitamin C yang paling banyak dikonsumsi adalah pepaya, dan makanan mengandung vitamin E yang paling banyak dikonsumsi adalah daging ayam. Tidak terdapat hubungan antara vitamin A dengan perkembangan risiko PPOK (Sig.=0.187; r=-0.192), namun terdapat hubungan bermakna (negatif lemah) antara vitamin C dengan risiko perkembangan PPOK (Sig.=0.031; r=-0.309). Semua subjek mengalami defisiensi vitamin E.

Kesimpulan: Semakin rendah asupan vitamin C maka semakin besar risiko terjadinya PPOK yang ditandai dengan menurunnya fungsi paru.

KATA KUNCI: asupan makanan antioksidan; rasio FEV1/FVC; kuesioner frekuensi makanan; PPOK; perokok



ABSTRACT

Background: Smokers are at risk of Chronic obstructive pulmonary disease (COPD) which has a risk of decreasing in quality of life because of lung function decline and smoking habits. Decreased lung function due to an increase in free radicals. Intake of foods that contain antioxidants can help reduce free radicals.

Objectives: The research aimed to determine the effect of antioxidant intake (vitamins A, C, and E) on the development of COPD risk in active smokers.

Methods: This study was conducted in May-July 2023 in Surabaya. This study used a cross-sectional design, with purposive sampling and snowball sampling methods. The subjects were adult active smokers. Antioxidant intake consisted of the intake consumed by subjects daily containing vitamins A, vitamin C, and vitamin E using the Food Frequency Questionnaire (FFQ) method to describe nutritional intake in a certain period. COPD risk assessment was measured using a pulmonary function test with spirometry, with an assessment of the ratio of forced expiratory volume in one second (FEV1) / forced vital capacity (FVC) below 0.70 defined as airflow limitation. The data were tested using the Spearman test to see the relationship between antioxidant intake from food and lung function.

Results: This study involved 49 active smokers with COPD. Most subjects experienced deficiencies in vitamin A (77.55%), and vitamin C (87.76%), and all subjects experienced vitamin E deficiencies. The most consumed food containing vitamin A was palm oil, the most consumed food containing vitamin C was papaya, and the most consumed food containing vitamin E was chicken. There was no relationship between vitamin A and the development of COPD risk (Sig.=0.187; $r=-0.192$), but there was a significant relationship (weak negative) between vitamin C and the risk of developing COPD (Sig.=0.031; $r=-0.309$). All subjects had a deficiency of vitamin E.

Conclusions: The lower the intake of vitamin C, the greater the risk of COPD which is characterized by decreased lung function.

KEYWORD: antioxidant dietary intake; FEV1/FVC ratio; food frequency questionnaire; COPD risk; smoker

Article info:

Article submitted on June 28, 2024

Articles revised on July 22, 2024

Articles received on December 02, 2024

INTRODUCTION

Respiratory problems can also come from smoking behavior because cigarette smoke has a lot of free radicals and triggers a decrease in antioxidant capacity even in plasma. Free radicals that continue to increase will cause oxidative stress and can cause systemic inflammation (1,2). Smoking behavior is very difficult to separate from society (3). A person who smokes means that the smoker will inhale the 4000 chemicals contained in cigarettes, especially nicotine. Cigarette nicotine is transported into the lungs by inhaled tar particles where a broad alveolar surface region facilitates accelerated incorporation into the circulation of the pulmonary system (4). Cigarette smoke contains various dangerous chemicals that have the potential to harm health. Cigarette smoke is also a major risk factor for the occurrence of

several diseases such as chronic obstructive pulmonary disease (COPD) because it contains around 1015-1017 oxidants or free radicals (5). Chemicals that are produced from cigarette smoke when they enter the airways contain many types of free radicals. The human body has free radicals called endogenous free radicals which are the product of normal cellular metabolism but are caused by smoking, air pollution, and vehicle fumes. Free radicals at high concentrations will produce harmful modifications to cell components such as lipids, proteins, and DNA (deoxyribonucleic acid). If there is an increase in the number of free radicals continuously in the body it will trigger oxidative stress and stimulate peroxidation in cells and ultimately can cause death in body cells (6). Oxidative stress causes an

increase in the rate of cell damage due to oxygen induction, oxidative stress can have an impact on the development of chronic and degenerative diseases such as cancer, ischemia, etc (7).

The body can neutralize free radicals if the number of free radicals is not excessive with endogenous antioxidant defense mechanisms (6), endogenous antioxidants, or enzymatic antioxidants, namely Superoxide Dismutase (SOD), catalase, and glutathione peroxidase. These antioxidants include conjugate proteins so their activity is highly dependent on metal ions (8). Antioxidants work by giving electrons to free radicals so they can stop the process of cell destruction. Antioxidants will neutralize free radicals so that they cannot take electrons from DNA cells. Therefore, the body needs antioxidants that can help protect itself from the dangers caused by free radicals and radical compounds (6,8,9). Antioxidants are needed to prevent oxidative stress. Antioxidants are very easily oxidized, so free radicals will oxidize antioxidants and protect other molecules in cells from damage caused by oxidation by free radicals or reactive oxygen (10,11).

When the body cannot neutralize free radicals because of an imbalance in the number of endogenous antioxidants and free radicals in the body endogenous antioxidants are insufficient. The body needs antioxidants from the outside (6). By intake of exogenous antioxidants such as supplements of vitamin E, vitamin C, vitamin A, and others. Other body defense systems that can be used to fight free radicals can be affected by nutrients from food, by consuming food ingredients containing antioxidants and non-antioxidants so that endogenous antioxidants in the body can be maintained high (12,13). The Food Frequency Questionnaire (FFQ) is a method or way to be able to describe certain nutritional intake in a certain period. Several studies in Indonesia have examined the description of nutritional intake from their research using the FFQ such as Pratiwi et al. (9), Suryadinata and Lorensia (14). The aim of the research was effect of antioxidant intake (vitamins A, C, and E) in food using the FFQ against respiratory disorders, on chronic obstructive pulmonary disease (COPD) risk development in smokers. The FFQ method was used to provide information about the food

consumed and for the assessment of nutrients that have been consumed within a certain period (15).

MATERIALS AND METHODS

Research Design

This study was an observational study using a retrospective study design to measure the intake of antioxidants (vitamins A, C, and E) using the FFQ questionnaire. Data collection was carried out from May to July 2023 in South Surabaya area by filling out the questionnaires. The ethics committee of the University of Surabaya approved the study protocols (No. 127/KE/2023). The independent variable of this study was active smokers, in Rungkut District, Surabaya. The dependent variable of this research was levels of antioxidants (vitamins A, C, and E) from food intake and COPD risk development with lung function measurement. Smoking status was several questions that were asked to the subject about smoking and were categorized as active smokers, no longer smoked, and never smoked. Active smokers are individuals who have smoked ≥ 100 cigarettes in their life until now they still smoke >1 cigarette per day (16).

The Brinkman index is calculated by multiplying the number of cigarettes smoked per day by the number of years of smoking. If the number of years spent smoking was less than 1, the Brinkman index was calculated using 0.5 as the number of years of smoking. The value of the Brinkman Index (IB) is mild (0-199), moderate (200-599), and severe (>600) (17,18). Assessment COPD risk progression is measured using pulmonary function tests with a spirometer Cortec Sp10W. A forced expiratory volume in one second (FEV1)/forced vital capacity (FVC) value below 0.70 was defined as airflow limitation(19).

Antioxidant intake was the intake consumed by subjects daily containing vitamin A, vitamin C, and vitamin E using the FFQ which was a method for seeing or assessing the frequency of eating certain foods over a certain period. Vitamin A intake was the total amount of vitamin A content from food sources of vitamin A which was consumed on average per day by subjects, expressed in units of μg , the adequacy rate of vitamin A for ages 19-64 years was 600 $\mu\text{g}/\text{day}$ (20). Antioxidant intake data were obtained by interview using the FFQ to examine antioxidant

intake. This method is a semi-qualitative method providing information about the food ingredients consumed only in the form of names and quantities that are not explicitly stated. This method also only requires information from a research subject about which foods are frequently or not frequently sampled without needing to be further broken down into the size and portion consumed by the subject. Another advantage of using this FFQ is that form recording can be done systematically, does not require a food scale instrument, can be done at low literacy, and of course can be done anywhere, and also does not force subjects to remember actual daily consumption (21,22). However, the FFQ method does not represent the actual daily consumption but only becomes the dietary pattern of each individual. Because at the time of conducting interviews using the FFQ, several obstacles depended on the honesty and memory of the research subject which was overcome by providing an overview of what foods had been eaten and how often the consumption research subject was helped to mention so that it could help the research subject to remember again (22,23,24).

The research subject was selected at the age of 18-45 years because 18 years of age was the highest prevalence in Indonesia (25). The maximum age taken was 45 years because it was the final age limit, if you entered the age of the elderly, they were susceptible to malnutrition (26). Age is related to the aging process where the older a person is, the greater the decrease in lung function capacity and also be influenced by environmental factors (27,28). The results of cross-tabulation also between age and the adequacy of antioxidant nutrition, namely vitamin A, vitamin C, and vitamin E, showed that there was a relationship between increasing age and will decrease in the intake of vitamins A, C, and E due to changes in diet or susceptibility to malnutrition (29).

Setting and Samples

The population used for this research were smokers. The subject used in this study was part of the population that met the following criteria: The inclusion criteria were (1) males aged >18 years; (2) active smokers, this type of cigarette

used filter; (3) Willing to participate in research by signing informed consent; (4) Work on regular weekdays (min ± 7 hours/day); (5) Didn't have eating disorders and gastrointestinal diseases such as gastroesophageal reflux disease (GERD), gastritis and dyspepsia; and (6) Didn't vegetarian or on a certain diet. The sampling technique used purposive sampling and snowball sampling. The sample size calculation uses the Lameshow formula, $n = [Z\alpha/2 \cdot p \cdot q] / [d^2]$, $Z\alpha/2$ is the critical value of the Normal distribution at $\alpha/2$ (for a confidence level of 95%, α is 0.05, and the critical value is 1.96); p is the estimated population proportion (0.5); q is $1-p$; and d^2 is the error tolerance (10%). So the minimum sample size is 49 research subjects.

The questionnaire was distributed in the South Surabaya area (Rungkut sub-district, Surabaya), then the smokers were facilitated to gather in a place for clinical examination by clinicians and filling in the database, then pulmonary function testing. The total number of smokers who were present became the total population. The total population in the Rungkut area was 65 people and those who did not meet the requirements: were 5 people who were not willing to be interviewed, 5 people who could not be contacted again, and 6 people who did not smoke. So the number of research subjects was 49 people.

Measurement and Data Collection

FFQ Data Preparation. Preparation for making a questionnaire by listing a list of foods containing vitamins A, C, and E based on foods that were often consumed. The food data was carried out by a preliminary study of 20 smokers in other regions. Food ingredients that were consumed less than 10% because they had never been consumed or were not usually consumed are excluded from the food list. Collecting data on the research subject was carried out using telephone interviews using the FFQ. The data collected in the form of household sizes would be processed to obtain data in the form of calorie intake using the Nutrisurvey program. Nutrisurvey is a powerful software for analyzing food nutrients from a menu or consumption survey. For example, to find the antioxidant intake obtained when consuming chicken meat, namely by opening the Nutrisurvey

software, enter the word "chicken meat" then enter the amount in grams that were asked during the interview, then the data on antioxidant intake in the form of vitamins A, C, and E will appear.

Data Analysis

The final nutritional survey result will show an analysis of the total food consumed at a certain time. The desired data such as vitamin A, vitamin C, and vitamin E showed the results in the form of numbers in units of each, namely vitamin A in units of μg , vitamin C, and vitamin E in units of mg. Then it was matched with the value of the Nutritional Adequacy Rate recommended for the Indonesian (20) (cut off).

The data collected in the form of household sizes would be processed to obtain data in the form of calorie intake using the program Nutrisurvey. Nutrisurvey is a powerful software for analyzing food nutrients from a menu or consumption survey. After the data on antioxidant intake were collected, the data were inputted into the SPSS version 24 program, then statistical analysis was carried out. The ordinal scale data was tested using the chi-square test and the ratio scale data with the Kolmogorov-Smirnov normality test which was then followed by an independent t-test to see differences in antioxidant intake from food in COPD risk development, which is divided into two, namely risk of clinically significant COPD

(FEV1/FVC ratio <0.70) and no risk of clinically significant COPD (FEV1/FVC ratio ≥ 0.70). The chi-square test was said to be significantly different if the P value was <0.05 . The data were also tested with the Spearman test to see the relationship between antioxidant intake from food and lung function.

RESULTS AND DISCUSSIONS

Subjects in this study were grouped according to age and smoking severity (**Table 1**). The most research subjects found in early adulthood and late adulthood were 19 of 49 (38.76%) and late adults were 22 of 49 (44.90%). Most of the subjects were moderate smokers (26 of 49) and the most smoking duration was <20 years (**Table 1**).

Profile of Vitamin A Intake

The initial form of vitamin A can be found in chicken meat, chicken eggs, palm oil, spinach, apples, and papaya. Vitamin C intake was the total amount of vitamin C content from food sources of vitamin C consumed by subjects on average per day, expressed in mg units. The vitamin adequacy rate for ages 19-64 years was 75 mg/day (20). In all subjects, the average consumption of food intake that contained the highest vitamin A content in the research subject was palm oil at 109.00 $\mu\text{g}/\text{day}$ followed by chicken eggs at 127.10 $\mu\text{g}/\text{day}$.

Table 1. Frequency distribution of characteristics

Characteristics	Frequency (n=49)	Percentage (%)
Age (years)		
Late adolescence (17-25)	8	16.33
Early adulthood (26-36)	19	38.76
Late adulthood (36-45)	22	44.90
Smoking severity (cigarettes per day) by Index Brinkman		
Light Smoker (8-10)	12	24.49
Moderate Smoker (11-12)	26	53.06
Heavy smokers (21-30)	11	22.45
Duration of smoking (years)		
<20	36	73.47
20-29	12	24.49
≥ 30	1	2.04
Lung function value (FEV1/FVC ratio) (%)		
Risk of clinically significant COPD (<0.70)	31	63.27
No risk of clinically significant COPD (≥ 0.70)	18	36.73

The results of the study of the frequency of foods most frequently consumed by the research subject containing vitamin A were chicken meat, chicken eggs, meatballs, tempeh, and bananas. In the sufficient level group, the average consumption of food intake that contained the highest vitamin A content in the research subject was palm oil at 181.12 µg/day followed by chicken eggs at 171.74 µg/day. The results of the study of the frequency of foods most frequently consumed by the research subject containing vitamin A were

chicken meat, chicken eggs, meatballs, spinach, and bananas. In the deficit level group, the average consumption of food intake that contained the highest vitamin A content in the research subject was palm oil at 73.68 µg/day followed by chicken eggs at 124.61 µg/day. The results of the study of the frequency of foods that were most frequently consumed by the research subject containing sufficient vitamin A were chicken meat, chicken eggs, meatballs, tempeh, spinach, papaya, and banana (**Table 2**).

Table 2. Profile of Consumption Patterns of Vitamin A

Type of Food	Number of Subjects			Average (gram)	Standard Deviation	CI	Min (µg)	Max (µg)
	Total subjects (n=49)	Sufficient Category (n=11)	Deficit Category (n=38)					
Corn	30	6	24	9.00	10.92	3.91	4.10	50.00
Chicken meat	48	11	34	48.21	46.77	13.23	6.67	240.00
Chicken eggs	46	9	37	66.92	66.07	19.09	4.28	240.00
Quail eggs	9	9	0	0.51	1.42	0.93	0.83	7.14
Mackarel tuna	12	11	0	4.91	17.97	10.17	3.33	120.00
Salted fish	17	6	11	6.58	18.58	8.83	2.50	120.00
Mackerel	5	5	0	1.23	5.82	5.11	1.25	40.00
Milkfish	18	5	13	3.70	7.64	3.53	3.33	40.00
Tilapia fish	18	8	10	7.80	18.81	8.69	3.33	120.00
Palm oil	21	9	12	2.18	2.55	1.09	5.00	6.67
Catfish	28	11	17	11.53	24.65	9.13	3.33	120.00
Meatballs	42	8	34	55.27	61.81	18.69	8.00	240.00
Tempe	45	11	34	75.45	62.36	18.22	14.28	150.00
Green beans	20	7	13	16.47	45.55	19.96	1.67	300.00
Long beans	28	7	21	8.20	14.55	5.39	3.33	60.00
Spinach	39	8	31	13.47	14.45	4.54	3.33	40.00
Cassava leaves	25	9	16	9.35	19.51	7.65	3.33	120.00
Gambas	2	2	0	1.07	5.97	8.27	11.43	40.00
Bean	19	7	12	3.03	5.11	2.30	3.33	20.00
Basil leave	25	7	18	3.28	6.65	2.56	0.83	42.85
Apple	19	6	13	6.30	17.99	8.09	3.33	120.00
Papaya	39	8	31	10.14	14.89	4.68	1.66	60.00
Banana	41	11	30	19.98	25.14	7.70	3.33	120.00
Mango	29	9	20	4.88	6.10	2.22	1.57	20.00
Orange	36	10	26	8.99	10.93	3.57	3.33	40.00
Guava	18	7	11	2.43	4.51	2.08	1.67	14.28

The types of food containing vitamin A that were most consumed by research subjects were chicken meat (average=48.21g±46.77) and chicken eggs (average=66.92g±66.07), which were widely consumed by both subjects in the sufficient category (100% and 81, 82%) and deficit (89.47% and 97.37%) (Table 2). Previous research by Fekete et al. (29), conducted a literature review between 2018 and 2023. No

human RCTs or clinical trials on the association between COPD and vitamin A supplementation were found in the PubMed database in the past five years. For vitamin A, although serum antioxidant vitamin levels were significantly higher among those who took vitamin A supplements than in those who did not, there was no clear statistical evidence that vitamin A supplementation was necessary for the beneficial

effects of vitamin A on the lungs. Meanwhile, another study by Lorensia et al. (31), which looked at the relationship between vitamin A as antioxidant intake on lung function in construction workers, had a value of $p=0.05$, which means associated with lung function but is a very weak correlation (correlation coefficient value - 0.036).

Profile of Vitamin C Intake

Sources of vitamin C come from food, especially vegetables and fruits, that taste sour, such as oranges, pineapples, or papaya. In vegetables, the content of vitamin C is mostly found in spinach, cassava leaves, and basil leaves. In all subjects, the average consumption of food intake that contained the highest vitamin C content in the research subject was papaya at 6.30 mg/day followed by orange at 4.80 mg/day. The results of the study of the frequency of foods most frequently consumed by the research subject

containing vitamin C were corn, spinach, papaya, orange, and bananas. In the sufficient level group, the average consumption of food intake that contained the highest vitamin C content in the research subject was papaya at 22.48 mg/day followed by potato at 17.03 mg/day.

The results of the study of the frequency of foods most frequently consumed by the research subject containing vitamin C were potato, cassava leaves, spinach, mango, banana, and orange. In the deficit level group, the average consumption of food intake that contained the highest vitamin C content in the research subject was papaya at 4.17 $\mu\text{g}/\text{day}$ followed by orange at 4.32 $\mu\text{g}/\text{day}$. The results of the study of the frequency of foods that were most frequently consumed by the research subject containing sufficient vitamin C were spinach, papaya, banana, and orange (Table 3).

Table 3. Profile of consumption patterns of Vitamin C

Type of Food	Number of Subjects			Average (gram)	Standard Deviation	CI	Min (mg)	Max (mg)
	Total subjects (n=49)	Sufficient Category (n=6)	Deficit Category (n=43)					
Corn	30	3	27	9.00	10.92	3.91	4.10	50.00
Potato	25	5	20	27.71	61.84	24.24	3.33	300
Salted fish	17	2	15	6.58	0.10	8.83	2.50	120.00
Tilapia fish	18	0	18	7.80	0.10	8.69	3.33	120.00
Catfish	28	0	28	11.53	24.65	9.13	3.33	120.00
Long beans	28	4	24	8.20	14.55	5.39	3.33	60.00
Spinach	39	4	35	13.47	14.45	4.54	3.33	40.00
Cassava leaves	25	5	20	9.35	19.51	7.65	3.33	120.00
Gambas	2	2	0	1.07	5.97	8.27	11.43	40.00
Bean	19	0	19	3.03	5.11	2.30	3.33	0
Basil leave	25	4	21	3.28	6.65	2.56	0.83	42.85
Apple	19	3	16	6.30	17.99	8.09	3.33	120.00
Papaya	39	6	33	10.14	14.89	4.68	1.66	60.00
Pineapple	18	3	15	2.12	5.74	2.65	1.66	28.57
Banana	41	6	35	19.98	25.14	7.70	3.33	120.00
Mango	29	5	24	4.88	6.10	2.22	1.57	20.00
Orange	36	5	31	8.99	10.93	3.57	3.33	40.00
Guava	18	2	16	2.43	4.51	2.08	1.67	14.28

The types of food containing vitamin C that were most consumed by research subjects were bananas (average= $19.98\text{g}\pm 25.14$) and papaya (average= $10.14\text{g}\pm 14.89$), which were widely consumed by both subjects in the sufficient (100% and 100%) categories. deficit (81.40% and 76.74%) (Table 3). In previous research by Fekete

et al. (30), conducted a literature review between 2018 and 2023, based on an estimate of total vitamin C consumption, it was found that patients with chronic respiratory disease consumed significantly less vitamin C than healthy controls. Effect of intravenous vitamin C on exercise-induced redox balance, inflammation, exertional

dyspnea, neuromuscular fatigue, and exercise tolerance in patients with COPD. Serum concentrations of antioxidants have been shown to correlate positively with FEV1 in patients with COPD, and supplementation with antioxidants such as vitamin C improves the symptoms of the disease. Another study by Lorensia et al. (31), which looked at the relationship between antioxidant (vitamin C) intake on lung function in construction workers, had a value of $p=0.00$ and $r=0.63$, which means there are differences in vitamin C with lung function of a smoker and non-smoker. The relationship between vitamins C got a correlation value of 0.000, meaning that the intake of vitamin C had no relationship or correlation. The most consumed food containing vitamin C was lodeh and sambal.

Profile of Vitamin E Intake

Vitamin E intake was the total amount of vitamin E content from food sources of vitamin E consumed by subjects on average per day, expressed in mg units. The adequacy rate of vitamins for ages 19-64 years was 15 mg/day (20). Vitamin E is widely found in food, especially in plant oils such as oil, spinach, fish, and eggs. Based on the results, none of the research subjects from the subjects in the research subject met the adequate intake of vitamin E, namely ≥ 15 mg/day. Based on **Table 4** shows that the largest average was 1.43 mg/day, namely chicken eggs,

although the highest but does not meet the adequacy rate of vitamin E. and chicken eggs. The average consumption of food intake that contained the highest vitamin E content in the research subject was chicken eggs at 1.43 mg/day although the highest did not meet the adequacy rate of vitamin E. The frequency of foods most frequently consumed by research subjects containing vitamin E were tempeh and chicken eggs (**Table 4**).

The type of food containing vitamin E that was most consumed by research subjects was tempeh (average= $0.79g \pm 0.62$) (**Table 4**). Previous research by Liu et al. (32), used data from NHANES (National Health and Nutrition Examination Survey) from 2013–2018, showing that vitamin E intake among U.S. adults was well below the recommended levels and that higher vitamin E intake was negatively associated with COPD incidence. Meanwhile, in another study by Lorensia et al. (31), which looked at the relationship between antioxidant (vitamin E) intake on lung function in construction workers, there was no relationship or correlation between the intake of vitamin E (P -value= $1,000$) in food with lung function in the respiratory distress group and without interference. The most consumed food containing vitamin E is fried egg/omelet and spinach.

Table 4. Profile of consumption patterns of Vitamin E

Type of Food	Total subjects (n=49)	Average (gram)	Standard Deviation	CI	Min (mg)	Max (mg)
Chicken eggs	48	1.43	1.29	0.36	0.10	4.80
Mackarel tuna	7	0.05	0.18	0.14	0.10	0.30
Salted fish	14	0.13	0.38	0.20	0.10	0.70
Milkfish	18	0.08	0.16	0.07	0.10	0.60
Tilapia fish	17	0.09	0.21	0.10	0.10	1.20
Palm oil	21	0.08	0.10	0.04	0.10	0.20
Catfish	26	0.21	0.49	0.19	0.10	2.40
Tempeh	47	0.79	0.62	0.18	0.10	1.50
Peanut shell	15	1.0	2.91	1.47	0.10	18.90
Spinach	29	0.15	0.24	0.09	0.10	0.40
Basil	9	0.03	0.07	0.05	0.10	0.40
Apple	13	0.14	0.61	0.32	0.10	4.10
Papaya	25	0.11	0.17	0.07	0.10	0.60
Mango	15	0.03	0.05	0.02	0.10	0.10
Guava	7	0.01	0.04	0.03	0.10	0.10

The relationship between vitamin A and C intake with COPD Risk

Table 5 showed that as many as 77.55% of the total research subjects were in vitamin A deficiency. The assessment of vitamin A intake from the research subject was assessed using the FFQ method and analyzed using the Nutrisurvey 2007. The table showed that as many as 87.76% of the total research subjects were in deficit of vitamin C. From the calculation results in **Table 5**, it is known that the Spearman Significance value between COPD risk and vitamin A intake was -309 with Sig. (2-tailed) of 0.187.

Because the Sig.=0.187>0.05, it can be concluded that there was no relationship between vitamin A and COPD risk development. While in the test between COPD risk and vitamin C intake, the Spearman's rho r Significance value was 0.031. Because the Sig.=0.031>0.05, it can be concluded that there was a significant relationship (weak negative) between vitamin C and COPD risk development. This is different from previous research by Wong et al. (33), who examined the

relationship between dietary antioxidant intakes and CRDs using data from the 2001–2018 National Health and Nutrition Examination Survey (NHANES), and found that the association between composite dietary antioxidant index and prevalence of Chronic respiratory diseases was consistent across all subgroups, suggest that it was not influenced by these demographic factors. Higher dietary antioxidant intakes were associated with a lower prevalence of CRDs (particularly emphysema and chronic bronchitis) in general adults.

Other research by Lorensia et al. (31), showed no significant difference between antioxidant intake in the group of interference and without interference. Intake of vitamin A on lung function has a value of $p=0.05$, which means associated with lung function but has a very weak correlation (correlation coefficient value -0.036) while vitamins C and E have a value of $p=1.00$, which means there is a relationship, and is a very weak correlation (correlation coefficient value of -0.036).

Table 5. Distribution frequencies based on Vitamin A and C Intake

Antioxidant Intake	COPD risk		Frequency intake	Percentage intake (%)	Mean±SD Intake (µg)	Spearman test (r)
	risk of clinically significant COPD	No risk of clinically significant COPD				
Vitamin A intake						
Sufficient (≥600 µg/day)	3	8	11	22.45	630.98±21.07	-0.192
Deficit (≤600 µg/day)	28	10	38	77.55	370.00±146.02	
Total	31	18	49	100	1.000.98±168.81	
Vitamin C intake						
Sufficient (≥75 mg/day)	5	10	6	12.24	79.62±6.05	-0.309*
Deficit (≤75 mg /day)	26	8	43	87.76	21.56±16.70	
Total	31	18	49	100	98.18±23.84	

*Correlation is significant at the 0.05 level (2-tailed)

The types of food that are mostly consumed by subjects were:

Chicken Eggs were among the most consumed by the research subject. When the eggs were still raw they contained vitamin A of 160µg/100g, vitamin E 1050µg/100g. If the egg yolk was only taken and was still raw, the vitamin A content was 371 µg/100g, vitamin E was 2580 µg/100g. Meanwhile, if the egg white was only then there is no vitamin A and vitamin E content back (34). Different conditions of eggs that have undergone a cooking process or are processed into food such as boiling or frying. The research

that has been done, has shown that several groups of eggs that are still raw materials, half-cooked eggs, and eggs that have been cooked until cooked have each group contains different vitamin A and vitamin E content. Raw whole eggs contain vitamin A of 182, 160 µg/100g, and vitamin E 1.43; 1.05 mg/100g. Soft-boiled eggs contain vitamin A 132; 160 µg/100g and vitamin E 2.17; 1.04 mg/100g. The last group of eggs that were cooked until cooked contained vitamin A 61.5; 149 µg/100g and vitamin E containing 1.03; 1.03 mg/100g (34). The nutritional quality of eggs produced by native chickens is superior to those

produced from farms. However, research that has been conducted in the United States states that the levels of vitamin A and vitamin E in eggs are not influenced by the type of residence of the birds in this study (35). The results of this study were that chicken eggs were the most consumed by the research subject but had limitations from the survey, which could not be known how the chicken eggs were processed. Chicken eggs were among the most consumed. According to research when whole eggs are still raw they contain vitamin A of 160 µg/100g and vitamin E of 1050 µg/100g. If the egg yolk was only taken and was still raw, the vitamin A content is 371 µg/100g, vitamin E was 2580 µg/100g.

Meanwhile, if the egg white was only then there was no vitamin A and vitamin E content back. Different conditions if eggs that had undergone a cooking process or were processed into food such as boiling or frying. In the research that had been done, it had shown that several groups of eggs that are still raw materials, half-cooked eggs, and eggs that have been cooked until cooked have each group contains different vitamin A and vitamin E content. Raw whole eggs contain vitamin A of 182, 160 µg/100g, and vitamin E 1.43; 1.05 mg/100g. Soft-boiled eggs contain vitamin A 132; 160 µg/100g and vitamin E 2.17; 1.04 mg/100g. The last group of eggs that were cooked until cooked contained vitamin A 61.5; 149 µg/100g and vitamin E containing 1.03; 1.03 mg/100g (29). The nutritional quality of eggs produced by native chickens was superior to those produced from farms. However, research that had been conducted in the United States states that the levels of vitamin A and vitamin E in eggs were not influenced by the type of residence of the birds in this study (34). Chicken eggs also contain omega-3 which can play a role in reducing oxidative stress by increasing antioxidant capacity (35,36).

Corn contains dietary fiber that the body needs (with a relatively low glycemic index compared to rice so corn rice was recommended for people with metabolic diseases such as diabetes. Vitamin A and vitamin E were found in yellow corn as micronutrients, vitamins also act as natural antioxidants. Which could increase the body's immunity and inhibit degenerative cell damage. Vitamin A has activities to slow down

aging, anticipates cancer, heart disease, stroke, and cataracts, and can catch free radical attacks that are considered to cause disease (37,38). The nutritional composition of the research that has been carried out, which is found in sweet corn in units/100g of the material contains 400 SI of vitamin A, whereas ordinary corn contains 117.0 SI. Jangung also contains vitamin C in units/100g of ingredients for sweet corn as much as 12.0 Mg and ordinary corn as much as 9.0 Mg (37,38).

Vegetable Spinach is one of the most important and nutritious vegetables eaten raw or cooked. Spinach provides excellent amounts of vitamin B6, riboflavin, folate, niacin, soluble dietary fiber, omega-3 fatty acids, and minerals. Spinach was also rich in iron (39). According to research on spinach extract that had been researched, spinach contains vitamin A ($26.85 \pm 0.154 \mu\text{g}$) and vitamin C ($19.66 \pm 0.21 \mu\text{g}$) and besides that, the antioxidant activity and antidiabetic effect of spinach are comparable to IC50 of 3.03 µg/mL, 6.03 µg/mL, and 3.046 µg/mL respectively (40). The results of the study used spinach which has been processed into clear spinach soup.

Papaya is a fruit that is commonly consumed by many people with high nutritional value available at an affordable price. Low-calorie content (32 Kcal/100g ripe fruit) made this fruit a favorite fruit for someone who is losing weight. Papaya was low in carotene which helps prevent free radical damage compared to other fruits, but all the other nutrients are present. Papaya fruit contains many enzymes such as papain which is in a good amount in raw fruit which is very good for digestion, helping protein in food in acidic, alkaline, and neutral medium. All parts of this papaya from the leaves, seeds, and papaya juice show anti-free radical and antioxidant activity (41). The content of vitamin A contained in papaya according to research that has been done is 47 µg/100g of papaya, the content of vitamin C in papaya is 60.9 mg/100g of papaya, while the content of vitamin E in papaya is 0.3 mg/100g of papaya (41).

Bananas were considered a source of some of the vitamins that are in their fruit. However, the results of the fruit morphological characteristics indicated that each banana cultivar had characteristics related to its genome group.

According to research conducted by using four cultivars of Indonesian bananas, namely the Berlin banana, green ambon banana, Bandung plantain, and Cardaba banana in a 100g meal portion containing high carbohydrates, total sugar, potassium, and vitamin C, moderate protein, low fat, and high calories due to its high nutritional value. Bananas are a nutritious food that is recommended for all in general (42).

Implication and limitations

Another method was the 24-hour recall method, which remembers the food consumed during the last 24 hours from midnight to midnight again. This method used household measurement tools in each household to determine the proportion of food consumed, such as food models, pictures, or photos of food. This method had limitations or shortcomings, namely, it is very dependent on the subject's memory, the need for skilled personnel, and the flat slope syndrome. So that with all the considerations, this study took the FFQ method because this method did not require repeated data collection after all during a pandemic like this it did not make it easier to meet directly and can lead to differences in perceptions between researchers and the research subject and also did not force the subject of researchers to remember for 24 hours they've consumed everything (43,44).

CONCLUSIONS AND RECOMMENDATIONS

Most of the subjects had a deficiency of vitamin A (77.55%), a deficiency of vitamin C (87.76%), and all subjects had a deficiency of vitamin E. There was no relationship between vitamin A and COPD risk development, but there was a significant relationship (weak negative) between vitamin C and COPD risk development, so the lower the intake of vitamin C, the greater the risk of developing COPD, which is indicated by a decrease in lung function from the FEV1/FVC ratio.

AUTHOR CONTRIBUTIONS

All authors equally contributed to this paper with the conception and design of the study, literature review and analysis, drafting and critical revision and editing, and final approval of the final version.

ACKNOWLEDGEMENT

This research was funded by the Ministry of Education, Culture, Research and Technology of the Republic of Indonesia.

REFERENCES

1. Simioni C, Zauli G, Martelli AM, Vitale M, Sacchetti G, Gonelli A, Neri LM. Oxidative stress: role of physical exercise and antioxidant nutraceuticals in adulthood and aging. *Oncotarget*. 2018;9(24):17181–98.
2. Lorensia A, Muntu CM, Suryadinata RV, Septiani R. Lung Function Disorders and Physical Activity in Smoking and Non-smoking Students. *Journal of Preventive Medicine and Hygiene*. 2021;62(1):E89–96.
3. Baumeister RF. Addiction, cigarette smoking, and voluntary control of action: Do cigarette smokers lose their free will? *Addict Behav Rep*. 2017;5:67-84.
4. Jain D, Chaudhary P, Varshney N, Bin Razzak KS, Verma D, Khan Zahra TR, Janmeda P, Sharifi-Rad J, Daştan SD, Mahmud S, Docea AO, Calina D. Tobacco Smoking and Liver Cancer Risk: Potential Avenues for Carcinogenesis. *Journal of Oncology*. 2021;2021:5905357.
5. West R. Tobacco smoking: Health impact, prevalence, correlates, and interventions. *Psychology & Health*. 2017;32(8):1018–36.
6. Tan BL, Norhaizan ME, Liew WP, Sulaiman HR. Antioxidant and Oxidative Stress: A Mutual Interplay in Age-Related Diseases. *Front Pharmacol*. 2018;9:1162.
7. Liguori I, Russo G, Curcio F, Bulli G, Aran L, Della-Morte D, Gargiulo G, Tesla G, Cacciatore F, Bonaduce D, Abete P. Oxidative stress, aging, and diseases. *Clinical Interventions in Aging*. 2018;13:757–72.
8. Wilson DW, Nash P, Buttar HS, Griffiths K, Singh R, Meeser FD, Horiuchi R, Takahashi T. The Role of Food Antioxidants, Benefits of Functional Foods, and Influence of Feeding Habits on the Health of the Older Person: An Overview. *Antioxidants*. 2017;6(81):1–20.
9. Pratiwi SR, Lorensia A, Suryadinata RV. Vitamin C and E Intake with SQ-FFQ towards Smokers' and Non-Smokers' Lung Function. *Jurnal Media Kesehatan Masyarakat Indonesia*. 2018;14(2):101–7.

10. Pizzino G, Irrera N. Oxidative Stress: Harms and Benefits for Human Health. *Oxidative Medicine and Cellular Longevity*. 2017;(8416763):1–13.
11. Sharifi-Rad M, Kumar NVA, Zucca P, Varoni EM, Dini L, Panzarini E, Rajkovic J, Fokou PVT, Azzini E, Peluso I, Mishra AP, Nigam M, Rayess YE, Beyrouthy ME, Polito L, Iriti M, Martins N, Martorell M, Docea AO, Setzer WN, Calina D, Cho WC, Sharifi-Rad J. Lifestyle, Oxidative Stress, and Antioxidants: Back and Forth in the Pathophysiology of Chronic Diseases. *Front. Physiol*. 2020;11(694):1–21.
12. Higgins MR, Izadi A, Kaviani M. Antioxidants and Exercise Performance: With a Focus on Vitamin E and C Supplementation. *International Journal of Environmental Research and Public Health*. 2020;17(22):8452.
13. Siregar MH, Fatmah F, Sartika RAD. Association of central obesity and smoking with HDL level among Indonesian people (18-59 years). *Jurnal Gizi and Dietetik Indonesia*. 2020;8(3):101–8.
14. Suryadinata RV, Lorensia A. Food Frequency, Knowledge about Vitamin D and Obesity among Elderly. *Amerta Nutrition*. 2020;4(1):43–8.
15. Zalaket J, Matta J, Hanna-Wakim L. Development, validity, and reproducibility of a semiquantitative food frequency questionnaire for the assessment of antioxidant vitamins intake in Lebanon. *Nutrition*. 2019;58:11–7.
16. Bermudez V, Olivar LC, Torres W, Navarro C, Gonzalez R, Espinoza, Morocho A, Mindiola A, Chacin M, Arias V, Añez R, Salazar J, Riaño-Garzon M, Diaz-Camargo E, Bautista MJ, Rojas J. Cigarette smoking and metabolic syndrome components: a cross-sectional study from Maracaibo City, Venezuela. *F1000Res*. 2018;7(565):1–14.
17. Chiba S, Yamada K, Kawai A, Hamaoka S, Ikemiya H, Hara A, Wakaizumi K, Tabuchi T, Yamaguchi K, Kawagoe I, Iseki M. Association between smoking and central sensitization pain: a web-based cross-sectional study. *Journal of Anesthesia*. 2024;38(2):198–205.
18. Mulyawan E, Setiawan JA. The correlation between smoking cumulative dose based on the Brinkman Index with peak expiratory flow rate. *Journal of General and Family Medicine*. 2024;25(4):193–7.
19. Bhatt SP, Balte PP, Schwartz JE, Cassano PA, Couper D, Jacobs DR Jr, Kalhan R, O'Connor GT, Yende S, Sanders JL, Umans JG, Dransfield MT, Chaves PH, White WB, Oelsner EC. Discriminative Accuracy of FEV1:FVC Thresholds for COPD-Related Hospitalization and Mortality. *JAMA*. 2019;321(24):2438–47.
20. Kementerian Kesehatan Republik Indonesia. Angka Kecukupan Gizi yang Dianjurkan untuk Masyarakat Indonesia; 2019. [cited 2020 May 5]. Available from: <https://peraturan.bpk.go.id/Home/Details/138621/permenkes-no-28-tahun-2019>.
21. Ost C, De-Ridder KAA, Tafforeau J, Van-Oyen H. The added value of food frequency questionnaire (FFQ) information to estimate the usual food intake based on repeated 24-hour recalls. *Archives of Public Health*. 2017;75:46.
22. Lovell A, Bulloch R, Wall CR, Grant CC. Quality of food-frequency questionnaire validation studies in the dietary assessment of children aged 12 to 36 months: a systematic literature review. *Journal of Nutrition Science*. 2017;6:e16.
23. DeJonckheere M, Vaughn LM. Semistructured interviewing in primary care research: a balance of relationship and rigor. *Family Medicine and Community Health*. 2019;7(e000057):1–8.
24. Rupasinghe WS, Perera HTS, Wickramaratne N. A comprehensive review of dietary assessment methods in epidemiological research. *Journal of Public Health and Nutrition*. 2020;3(1):204–11.
25. Kodriati N, Hayati EN, Santosa A, Pursell L. Fatherhood and Smoking Problems in Indonesia: Exploration of Potential Protective Factors for Men Aged 18-49 Years from the United Nations Multi-Country Study on Men and Violence. *International Journal of Environmental Research and Public Health*. 2020;17(6965):1–11.

26. Norman K, Haß U, Pirlich M. Malnutrition in Older Adults-Recent Advances and Remaining Challenges. *Nutrients*. 2021;13(8):2764.
27. Boe DM, Boule LA, Kovacs EJ. Innate immune responses in the aging lung. *Clinical and Experimental Immunology*. 2017;187(1):16–25.
28. Budinger GRS, Kohanski RA, Gan W, Kobar MS, Amaral LA, Armanios M, Kelsey KT, Pardo A, Tudor R, Macian F, Chandel N, Vaughan D, Rojas M, Mora AL, Kovacs E, Duncan SR, Finkel T, Choi A, Eickelberg O, Chen D, Agusti A, Selman M, Balch WE, Busse P, Lin A, Morimoto R, Sznajder JI, Thannickal VJ. The Intersection of Aging Biology and the Pathobiology of Lung Diseases: A Joint NHLBI/NIA Workshop. *Journal of Gerontology*. 2017;72(11):1492–500.
29. Gawron-Skarbek A, Guligowska A, Prymont-Przyimińska A, Godala M, Kolmaga A, Nowak D, Szatko F, Kostka T. Dietary Vitamin C, E, and β -Carotene Intake Does Not Significantly Affect Plasma or Salivary Antioxidant Indices and Salivary C-Reactive Protein in Older Subjects. *Nutrients*. 2017;9(7):729.
30. Fekete M, Csípó T, Fazekas-Pongor V, Fehér Á, Szarvas Z, Kaposvári C, Horváth K, Lehoczki A, Tarantini S, Varga JT. The Effectiveness of Supplementation with Key Vitamins, Minerals, Antioxidants and Specific Nutritional Supplements in COPD-A Review. *Nutrients*. 2023;15(12):2741.
31. Lorensia A, Suryadinata RV, Mahfidz IK. Effects of Dietary Antioxidant Intake on Lung Functions in Construction Workers in Surabaya. *KEMAS: Jurnal Kesehatan Masyarakat*. 2022;18(1):20-30.
32. Liu Z, Su Y, Chen Q, Xiao L, Zhao X, Wang F, Peng Z, and Zhang H, Association of Dietary intake of vitamin E with chronic obstructive pulmonary disease events in US adults: A cross-sectional study of NHANES 2013–2018. *Front. Nutrient*. 2023;10:1124648.
33. Wang S, Teng H, Zhang L, Wu L. Association between dietary antioxidant intakes and chronic respiratory diseases in adults. *World Allergy Organ Journal*. 2024;17(1):100851.
34. Gałazka-Czarnecka I, Korzeniewska E, Czarnecki A, Sójka M, Kielbasa P, Drózd T. Evaluation of Quality of Eggs from Hens Kept in Caged and Free-Range Systems Using Traditional Methods and Ultra-Weak Luminescence. *Applied Sciences*. 2019;9(2430):1–12.
35. Lorensia A, Wahyudi M, Mayzika NA. Effectiveness of Fish Oil Containing Omega-3 In Improving Symptoms And Lung Function In Asthma Outpatient In Surabaya, Indonesia. *International Journal Of Pharmaceutical Quality Assurance*. 2018;9(3):260–6.
36. Lorensia A, Wahyudi M, Yudiarso A, Kurnia SED. Effect of illness perception on improving asthma symptoms with omega-3 fish oil therapy: Pre-post design. *Journal of Applied Pharmaceutical Science*. 2020;10(6):62–71.
37. Huang Z, Liu Y, Qi G, Brand D, Zheng G. Role of Vitamin A in the Immune System. *Journal of Clinical Medicine*. 2018;7(258):1–16.
38. Heruye SH, Nkenyi LNM, Singh NU, Yalzadeh D, Ngele KK, Njie-Mbye YF, Ohia SE, Opere CA. Current Trends in the Pharmacotherapy of Cataracts. *Pharmaceuticals (Basel)*. 2020;13(1):15.
39. Miano TF. Nutritional Value of Spinacia Oleracea Spinach Overview. *International Journal of Life Sciences and Review*. 2016;2(12):172–4.
40. Sah AK, Raj S, Khatik GL, Vyas M. Nutritional profile of spinach and its antioxidant and antidiabetic evaluation. *International Journal of Green Pharmacy*. 2017;11(3):192–7.
41. Pinnamaneni R. Nutritional and Medical Value of Papaya (*Carica papaya* Linn.). *World Journal of Pharmacy and Pharmaceutical Sciences*. 2017;6(8):2559–78.
42. Panda AK, Bhuyan G, Dattatray D, Rao MM. Phyto extracts of *Carica papaya* and *Tinospora cordifolia* can correct thrombocytopenia in alcoholic decompensate liver cirrhosis: Case Series. *Journal of Ayurveda and Integrated Medical Science*. 2018;3(1):99–101.

43. Mertens E, Kuijsten A, Geleijnse JM, Boshuizen HC, Feskens EJM, Veer PV. FFQ versus repeated 24-hour recalls for estimating diet-related environmental impact. *Nutrition Journal*. 2019;18(2):1–12.
44. Wark PA, Hardie LJ, Frost GS, Alwan NA, Carter M, Elliott P, Ford HE, Hancock N, Morris MA, Mulla UZ, Noorwali EA, Petropoulou K, Murphy D, Potter GDM, Riboli E, Greenwood DC, Cade JE. Validity of an online 24-h recall tool (myfood24) for dietary assessment in population studies: comparison with biomarkers and standard interviews. *BMC Medicine*. 2018;16(136):1–14.

Effect of antioxidant dietary behaviour in smokers with chronic obstructive pulmonary disease risk during COVID-19 pandemic

Amelia Lorensia, Rivan Virlando Suryadinata

Abstract

Background: Smokers are at risk of Chronic obstructive pulmonary disease (COPD) which has a risk of decreasing in quality of life because of lung function decline and smoking habits. Decreased lung function due to an increase in free radicals. Intake of foods that contain antioxidants can help reduce free radicals.

Objectives: The research aimed to determine the effect of antioxidant intake (vitamins A, C, and E) on the development of COPD risk in active smokers.

Methods: This study was conducted in May-July 2023 in Surabaya. This study used a cross-sectional design, with purposive sampling and snowball sampling methods. The subjects were adult active smokers. Antioxidant intake consisted of the intake consumed by subjects daily containing vitamins A, vitamin C, and vitamin E using the Food Frequency Questionnaire (FFQ) method to describe nutritional intake in a certain period. COPD risk assessment was measured using a pulmonary function test with spirometry, with an assessment of the ratio of forced expiratory volume in one second (FEV1) / forced vital capacity (FVC) below 0.70 defined as airflow limitation. The data were tested using the Spearman test to see the relationship between antioxidant intake from food and lung function.

Results: This study involved 49 active smokers with COPD. Most subjects experienced deficiencies in vitamin A (77.55%), and vitamin C (87.76%), and all subjects experienced vitamin E deficiencies. The most consumed food containing vitamin A was palm oil, the most consumed food containing vitamin C was papaya, and the most consumed food containing vitamin E was chicken. There was no relationship between vitamin A and the development of COPD risk (Sig.=0.187; $r=-0.192$), but there was a significant relationship (weak negative) between vitamin C and the risk of developing COPD (Sig.=0.031; $r=-0.309$). All subjects had a deficiency of vitamin E.

Conclusions: The lower the intake of vitamin C, the greater the risk of COPD which is characterized by decreased lung function.

Keywords

antioxidant dietary intake; FEV1/FVC ratio; food frequency questionnaire; COPD risk; smoker

Full Text:

PDF

References







- Simioni C, Zauli G, Martelli AM, Vitale M, Sacchetti G, Gonelli A, Neri LM. Oxidative stress: role of physical exercise and antioxidant nutraceuticals in adulthood and aging. *Oncotarget*. 2018;9(24):17181–98.
- Lorensia A, Muntu CM, Suryadinata RV, Septiani R. Lung Function Disorders and Physical Activity in Smoking and Non-smoking Students. *Journal of Preventive Medicine and Hygiene*. 2021;62(1):E89–96.
- Baumeister RF. Addiction, cigarette smoking, and voluntary control of action: Do cigarette smokers lose their free will? *Addict Behav Rep*. 2017;5:67-84.
- Jain D, Chaudhary P, Varshney N, Bin Razzak KS, Verma D, Khan Zahra TR, Janmeda P, Sharifi-Rad J, Daştan SD, Mahmud S, Docea AO, Calina D. Tobacco Smoking and Liver Cancer Risk: Potential Avenues for Carcinogenesis. *Journal of Oncology*. 2021;2021:5905357.
- West R. Tobacco smoking: Health impact, prevalence, correlates, and interventions. *Psychology & Health*. 2017;32(8):1018–36.
- Tan BL, Norhaizan ME, Liew WP, Sulaiman HR. Antioxidant and Oxidative Stress: A Mutual Interplay in Age-Related Diseases. *Front Pharmacol*. 2018;9:1162.
- Liguori I, Russo G, Curcio F, Bulli G, Aran L, Della-Morte D, Gargiulo G, Tesla G, Cacciatore F, Bonaduce D, Abete P. Oxidative stress, aging, and diseases. *Clinical Interventions in Aging*. 2018;13:757–72.
- Wilson DW, Nash P, Buttar HS, Griffiths K, Singh R, Meeser FD, Horiuchi R, Takahashi T. The Role of Food Antioxidants, Benefits of Functional Foods, and Influence of Feeding Habits on the Health of the Older Person: An Overview. *Antioxidants*. 2017;6(81):1–20.

ABOUT THE AUTHORS

Amelia Lorensia
Fakultas Farmasi, Universitas
Surabaya
Indonesia

Rivan Virlando Suryadinata
Fakultas Kesehatan, Universitas
Surabaya

ARTICLE TOOLS

-  Print this article
-  Indexing metadata
-  How to cite item
-  Finding References
-  Email this article (Login required)
-  Email the author (Login required)

INDEXING SITE

PUBLICATION ETHICS AND PUBLICATION MALPRACTICE STATEMENT

AUTHOR GUIDELINES

FOCUS & SCOPE

EDITORIAL TEAM

PEER REVIEWER

ARTICLE PROCESSING CHARGE

SCREENING FOR PLAGIARISM

JOURNAL HISTORY

JOURNAL ORDER

PUBLISHER

COPYRIGHT NOTICE

CONTACT

USER

Username

Password

Remember me

Pratiwi SR, Lorensia A, Suryadinata RV, Vitamin C and E Intake with SQ-FFQ towards Smokers' and Non-Smokers' Lung Function. *Jurnal Media Kesehatan Masyarakat Indonesia*. 2018;14(2):101–7.

Pizzino G, Irrera N. Oxidative Stress: Harms and Benefits for Human Health. *Oxidative Medicine and Cellular Longevity*. 2017;(8416763):1–13.

Sharifi-Rad M, Kumar NVA, Zucca P, Varoni EM, Dini L, Panzarini E, Rajkovic J, Fokou PVT, Azzini E, Peluso I, Mishra AP, Nigam M, Rayess YE, Beyrouthy ME, Polito L, Iriti M, Martins N, Martorell M, Docea AO, Setzer WN, Calina D, Cho WC, Sharifi-Rad J. Lifestyle, Oxidative Stress, and Antioxidants: Back and Forth in the Pathophysiology of Chronic Diseases. *Front. Physiol.* 2020;11(694):1–21.

Higgins MR, Izadi A, Kaviani M. Antioxidants and Exercise Performance: With a Focus on Vitamin E and C Supplementation. *International Journal of Environmental Research and Public Health*. 2020;17(22):8452.

Siregar MH, Fatmah F, Sartika RAD. Association of central obesity and smoking with HDL level among Indonesian people (18-59 years). *Jurnal Gizi and Dietetik Indonesia*. 2020;8(3):101–8.

Suryadinata RV, Lorensia A. Food Frequency, Knowledge about Vitamin D and Obesity among Elderly. *Amerta Nutrition*. 2020;4(1):43–8.

Zalaket J, Matta J, Hanna-Wakim L. Development, validity, and reproducibility of a semiquantitative food frequency questionnaire for the assessment of antioxidant vitamins intake in Lebanon. *Nutrition*. 2019;58:11–7.

Bermudez V, Olivar LC, Torres W, Navarro C, Gonzalez R, Espinoza, Morocho A, Mindiola A, Chacin M, Arias V, Añez R, Salazar J, Riaño-Garzon M, Diaz-Camargo E, Bautista MJ, Rojas J. Cigarette smoking and metabolic syndrome components: a cross-sectional study from Maracaibo City, Venezuela. *F1000Res*. 2018;7(565):1–14.

Chiba S, Yamada K, Kawai A, Hamaoka S, Ikemiya H, Hara A, Wakaizumi K, Tabuchi T, Yamaguchi K, Kawagoe I, Iseki M. Association between smoking and central sensitization pain: a web-based cross-sectional study. *Journal of Anesthesia*. 2024;38(2):198–205.

Mulyawan E, Setiawan JA. The correlation between smoking cumulative dose based on the Brinkman Index with peak expiratory flow rate. *Journal of General and Family Medicine*. 2024;25(4):193–7.

Bhatt SP, Balte PP, Schwartz JE, Cassano PA, Couper D, Jacobs DR Jr, Kalhan R, O'Connor GT, Yende S, Sanders JL, Umans JG, Dransfield MT, Chaves PH, White WB, Oelsner EC. Discriminative Accuracy of FEV1:FVC Thresholds for COPD-Related Hospitalization and Mortality. *JAMA*. 2019;321(24):2438–47.

Kementerian Kesehatan Republik Indonesia. Angka Kecukupan Gizi yang Dianjurkan untuk Masyarakat Indonesia; 2019. [cited 2020 May 5]. Available from: <https://peraturan.bpk.go.id/Home/Details/138621/permenkes-no-28-tahun-2019>.

Ost C, De-Ridder KAA, Tafforeau J, Van-Oyen H. The added value of food frequency questionnaire (FFQ) information to estimate the usual food intake based on repeated 24-hour recalls. *Archives of Public Health*. 2017;75:46.

Lovell A, Bulloch R, Wall CR, Grant CC. Quality of food-frequency questionnaire validation studies in the dietary assessment of children aged 12 to 36 months: a systematic literature review. *Journal of Nutrition Science*. 2017;6:e16.

DeJonckheere M, Vaughn LM. Semistructured interviewing in primary care research: a balance of relationship and rigor. *Family Medicine and Community Health*. 2019;7(e000057):1–8.

Rupasinghe WS, Perera HTS, Wickramaratne N. A comprehensive review of dietary assessment methods in epidemiological research. *Journal of Public Health and Nutrition*. 2020;3(1):204–11.

Kodriati N, Hayati EN, Santosa A, Pursell L. Fatherhood and Smoking Problems in Indonesia: Exploration of Potential Protective Factors for Men Aged 18-49 Years from the United Nations Multi-Country Study on Men and Violence. *International Journal of Environmental Research and Public Health*. 2020;17(6965):1–11.

Norman K, Haß U, Pirlich M. Malnutrition in Older Adults—Recent Advances and Remaining Challenges. *Nutrients*. 2021;13(8):2764.

Boe DM, Boule LA, Kovacs EJ. Innate immune responses in the aging lung. *Clinical and Experimental Immunology*. 2017;187(1):16–25.

Budinger GRS, Kohanski RA, Gan W, Kobor MS, Amaral LA, Armanios M, Kelsey KT, Pardo A, Tuder R, Macian F, Chandel N, Vaughan A, Rojas M, Mora AL, Kovacs E, Duncan SR, Finkel T, Choi A, Eickelberg O, Chen D, Agusti A, Selman M, Balch WE, Busse P, Lin A, Morimoto R, Sznajder JI, Thannickal VJ. The Intersection of Aging Biology and the Pathobiology of Lung Diseases: A Joint NHLBI/NIA Workshop. *Journal of Gerontology*. 2017;72(11):1492–500.

Gawron-Skarbek A, Guligowska A, Prymont-Przyimińska A, Godala M, Kolmaga A, Nowak D, Szatko F, Kostka T. Dietary Vitamin C, E, and β -Carotene Intake Does Not Significantly Affect Plasma or Salivary Antioxidant Indices and Salivary C-Reactive Protein in Older Subjects. *Nutrients*. 2017;9(7):729.

Fekete M, Csipó T, Fazekas-Pongor V, Fehér Á, Szarvas Z, Kaposvári C, Horváth K, Lehoczki A, Tarantini S, Varga JT. The Effectiveness of Supplementation with Key Vitamins, Minerals, Antioxidants and Specific Nutritional Supplements in COPD-A Review. *Nutrients*. 2023;15(12):2741.

Lorensia A, Suryadinata RV, Mahfidz IK. Effects of Dietary Antioxidant Intake on Lung Functions in Construction Workers in Surabaya. *KEMAS: Jurnal Kesehatan Masyarakat*. 2022;18(1):20-30.

Liu Z, Su Y, Chen Q, Xiao L, Zhao X, Wang F, Peng Z, and Zhang H, Association of Dietary intake of vitamin E with chronic obstructive pulmonary disease events in US adults: A cross-sectional study of NHANES 2013–2018. *Front. Nutrient*. 2023;10:1124648.

Wang S, Teng H, Zhang L, Wu L. Association between dietary antioxidant intakes and chronic respiratory diseases in adults. *World Allergy Organ Journal*. 2024;17(1):100851.

Gałązka-Czarnecka I, Korzeniewska E, Czarnecki A, Sójka M, Kielbasa P, Drózd T. Evaluation of Quality of Eggs from Hens Kept in Caged and Free-Range Systems Using Traditional Methods and Ultra-Weak Luminescence. *Applied Sciences*. 2019;9(2430):1–12.

Lorensia A, Wahyudi M, Mayzika NA. Effectiveness of Fish Oil Containing Omega-3 In Improving Symptoms And Lung Function In Asthma Outpatient In Surabaya, Indonesia. *International Journal Of Pharmaceutical Quality Assurance*. 2018;9(3):260–6.

Lorensia A, Wahyudi M, Yudiarto A, Kurnia SED. Effect of illness perception on improving asthma symptoms with omega-3 fish oil therapy: Pre-post design. *Journal of Applied Pharmaceutical Science*. 2020;10(6):62–71.

Huang Z, Liu Y, Qi G, Brand D, Zheng G. Role of Vitamin A in the Immune System. *Journal of Clinical Medicine*. 2018;7(258):1–16.

Heruye SH, Nkenyi LNM, Singh NU, Yalzadeh D, Ngele KK, Njie-Mbye YF, Ohia SE, Opere CA. Current Trends in the Pharmacotherapy of Cataracts. *Pharmaceuticals (Basel)*. 2020;13(1):15.

Miano TF. Nutritional Value of Spinacia Oleracea Spinach Overview. *International Journal of Life Sciences and Review*. 2016;2(12):172–4.

CERTIFICATE FILE



FOR AUTHOR

Find Us on Facebook



Article Template

INFORMATION

Last Information

CITATION ANALYSIS & PENULIS

- SCOPUS
- Google Scholar

ISSN

2503-183X (Online)



REFERENCE MANAGEMENT TOOLS



SUPPORTED BY



Journal Help

Sah AK, Raj S, Khatik GL, Vyas M. Nutritional profile of spinach and its antioxidant and antidiabetic evaluation. International Journal of Green Pharmacy. 2017;11(3):192–7.

Pinnamaneni R. Nutritional and Medical Value of Papaya (*Carica papaya* Linn.). World Journal of Pharmacy and Pharmaceutical Sciences. 2017;6(8):2559–78.

Panda AK, Bhuyan G, Dattatray D, Rao MM. Phyto extracts of *Carica papaya* and *Tinospora cordifolia* can correct thrombocytopenia in alcoholic decompensate liver cirrhosis: Case Series. Journal of Ayurveda and Integrated Medical Science. 2018;3(1):99–101.

Mertens E, Kuijsten A, Geleijnse JM, Boshuizen HC, Feskens EJM, Veer PV. FFQ versus repeated 24-hour recalls for estimating diet-related environmental impact. Nutrition Journal. 2019;18(2):1–12.

Wark PA, Hardie LJ, Frost GS, Alwan NA, Carter M, Elliott P, Ford HE, Hancock N, Morris MA, Mulla UZ, Noorwali EA, Petropoulou K, Murphy D, Potter GDM, Riboli E, Greenwood DC, Cade JE. Validity of an online 24-h recall tool (myfood24) for dietary assessment in population studies: comparison with biomarkers and standard interviews. BMC Medicine. 2018;16(136):1–14.

DOI: [http://dx.doi.org/10.21927/ijnd.2025.13\(1\).28-41](http://dx.doi.org/10.21927/ijnd.2025.13(1).28-41)

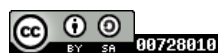
Refbacks

There are currently no refbacks.



This work is licensed under a [Creative Commons Attribution-ShareAlike 4.0 International License](https://creativecommons.org/licenses/by-sa/4.0/).

Indonesian Journal of Nutrition and Dietetics (IJND) indexed by:



00728010

[View My Stats](#)

Visitors	
230,011	617
9,331	614
8,384	526
1,047	456
682	312

FLAG counter

LANGUAGE

Select Language

English

JOURNAL CONTENT

Search

Search Scope

All

Browse

- By Issue
- By Author
- By Title
- Other Journals









KEYWORDS

ASI eksklusif anak anemia balita
children complementary feeding diabetes
mellitus exclusive breastfeeding faktor
risiko hypertension knowledge
nutritional status obesitas obesity
pengetahuan pola makan pregnant women
protein risk factors status gizi
stunting

VOLUME 13 ISSUE 1, 2025

Table of Contents

Articles

<p>The formulation of edamame flour and tuna fish protein hydrolyzate biscuit as an alternative supplementary feeding for stunting</p> <p> DOI : 10.21927/ijnd.2025.13(1).1-9  Abstract views : 907 times</p> <p>Septi Nur Rachmawati, Ruli Bahyu Antika, Ninna Rohmawati, Rista Dwi Hermilasari</p>	<p>PDF 1-9</p>
<p>Physicochemical and sensory properties of Lumi-lumi (Harpodon nehereus) fresh noodles fortified with natural flavours</p> <p> DOI : 10.21927/ijnd.2025.13(1).10-20  Abstract views : 918 times</p> <p>Adinda Mutiara Dwi Sarah, Safrida Safrida, Hanif Muchdatul Ayunda</p>	<p>PDF 10-20</p>
<p>Comparison of temulawak (<i>Curcuma xanthorrhiza</i> Roxb.) and turmeric (<i>Curcuma longa</i>) powder drinks against adolescent diet and body weight</p> <p> DOI : 10.21927/ijnd.2025.13(1).21-27  Abstract views : 842 times</p> <p>Choirun Nissa, Salsabila Nur Mufidah, Miftachul Ulum</p>	<p>PDF 21-27</p>
<p>Effect of antioxidant dietary behaviour in smokers with chronic obstructive pulmonary disease risk during COVID-19 pandemic</p> <p> DOI : 10.21927/ijnd.2025.13(1).28-41  Abstract views : 194 times</p> <p>Amelia Lorensia, Rivan Virlando Suryadinata</p>	<p>PDF 28-41</p>
<p>Early marriage is a risk factor for stunting in children in Gunungkidul Regency</p> <p> DOI : 10.21927/ijnd.2025.13(1).42-54  Abstract views : 496 times</p> <p>Angelia Anisa Amelia Tengjaya, Hildagardis Meliyani Erista Nai, Hiasinta Anatasia Purnawijayanti</p>	<p>PDF 42-54</p>
<p>Single-session nutritionist-led counseling improves health self-efficacy among teachers</p> <p> DOI : 10.21927/ijnd.2025.13(1).55-63  Abstract views : 262 times</p> <p>Lini Anisfatus Sholihah, Cleonara Yanuar Dini, Wildan Alfira Gusrianto, Salma Shafrina Aulia</p>	<p>PDF 55-63</p>
<p>Effect of unripe berline banana flour on synbiotics yogurt of physicochemical and microbiological properties</p> <p> DOI : 10.21927/ijnd.2025.13(1).64-69  Abstract views : 188 times</p> <p>Firda Agustin, Ratih Putri, Ayu Febriyatna</p>	<p>PDF 64-69</p>
<p>Nutrient content, antioxidant activity, and organoleptic quality of coriander seeds (<i>Coriandrum sativum</i> L.) and white ginger (<i>Zingiber officinale</i> Rosc.) tea bags as functional drinks for hypertension</p> <p> DOI : 10.21927/ijnd.2025.13(1).%p  Abstract views : 224 times</p> <p>Abidah Hana Kamilah, Astutik Pudjihajaju, Maryam Razak</p>	<p>PDF</p>

Indonesian Journal of Nutrition and Dietetics (IJND) indexed by:



INDEXING SITE

PUBLICATION ETHICS AND PUBLICATION MALPRACTICE STATEMENT

AUTHOR GUIDELINES

FOCUS & SCOPE

EDITORIAL TEAM

PEER REVIEWER

ARTICLE PROCESSING CHARGE

SCREENING FOR PLAGIARISM

JOURNAL HISTORY

JOURNAL ORDER

PUBLISHER

COPYRIGHT NOTICE

CONTACT

USER

Username

Password

Remember me

CERTIFICATE FILE



FOR AUTHOR

Find Us on Facebook





[View My Stats](#)



INFORMATION

Last Information

CITATION ANALYSIS& PENULIS

- SCOPUS
- Google Scholar

ISSN

2503-183X (Online)



REFERENCE MANAGEMENT TOOLS



SUPPORTED BY



[Journal Help](#)

CURRENT ISSUE

ATOM	1.0
RSS	2.0
RSS	1.0



LANGUAGE

Select Language

English

JOURNAL CONTENT

Search

Search Scope

All ▼

SEARCH

Browse

- By Issue
- By Author
- By Title
- Other Journals

KEYWORDS

ASI eksklusif anak anemia balita
children complementary feeding diabetes
mellitus exclusive breastfeeding faktor
risiko hypertension knowledge
nutritional status obesitas obesity
pengetahuan pola makan pregnant women
protein risk factors status gizi
stunting

Home > About the Journal > Editorial Team

Editorial Team

Editor in Chief

Hamam Hadi, (ScopusID: 19734088800) Department of Nutrition Science, Faculty of Health Sciences, Universitas Alma Ata, Yogyakarta, Indonesia

International Editorial Board

Joel Gittelsohn, (ScopusID: 7003634760) Center for Human Nutrition, Department of International Health John Hopkins University, Bloomberg School of Public Health, United States, United States

Keith P West Jr, (ScopusID: 7401596757) Johns Hopkins Bloomberg School of Public Health, Johns Hopkins University, United States of America, United States

Katherine Tomaino Fraser, (ScopusID: 57204245167) International Health, Human Nutrition, Johns Hopkins Bloomberg School of Public Health, United States

Michael John Dibley, (ScopusID: 26665373100) Global Public Health Nutrition School of Public Health, The University of Sydney, Australia, Australia

Muhammad bin Ibrahim, (ScopusID: 55313330800) International Islamic University Malaysia (IIUM), Malaysia

Mika Matsuzaki, (ScopusID: 56185266200) Department of International Health, Center for Human Nutrition, John Hopkins University Bloomberg School of Public Health, Baltimore, MD, United States, United States

Jung-Su Chang, (ScopusID: 8592833700) School Nutrition and Health Science, Taipei Medical University, Taiwan, Province of China

Mirjam Van Weissenbruch, (ScopusID: 21743984100) Department of Neonatology, VU University Amsterdam, Netherlands

Wan Abdul Manan, (ScopusID=6505511234) Universiti Sains Malaysia, Malaysia

Lee Yi Yi, (ScopusID: 57194766401) International Medicine University, Kuala Lumpur Malaysia, Malaysia

Madarina Julia, (ScopusID: 14019743100) Department of Pediatrics, Medicine, Public Health and Nursing, Universitas Gadjah Mada, Indonesia, Indonesia

Rahman MM, (ScopusID: 55457981600) Department of Community Medicine and Public Health, Faculty of Medicine and Health Sciences, Universiti Malaysia Sarawak, Malaysia

Mohammad Hakimi, (ScopusID: 7006646779) Universitas Gadjah Mada, Indonesia

Umi Fahmida, (ScopusID: 14420783500) Southeast Asian Ministers of Education Organization Regional Centre for Food and Nutrition (SEAMEO RECFON), Jakarta, Indonesia, Indonesia

Associate Editors

Veriani Aprilia, (ScopusID: 56251983800) Department of Nutrition Science, Faculty of Health Sciences, Universitas Alma Ata, Yogyakarta, Indonesia

Yhona Paratmanitya, (ScopusID: 57222225241) Department of Nutrition Science, Faculty of Health Sciences, Universitas Alma Ata, Yogyakarta, Indonesia

Siti Nurunniyah, (ScopusID: 57222227463) Department of Midwifery, Faculty of Health Science, Universitas Alma Ata, Yogyakarta, Indonesia

Daru Estiningsih, (ScopusID: 57462369100) Department of Pharmacy, Faculty of Health Science, Universitas Alma Ata, Yogyakarta, Indonesia

Wahyuningsih Wahyuningsih, (Scopus ID: 57218192591) Department of Nursing, Faculty of Health Science Universitas Alma Ata, Yogyakarta, Indonesia, Indonesia

Assistant Editor

Lisana Shidiq Aliya, Universitas Alma Ata Yogyakarta

Siska Ariftiyana, Department of Nutrition Science, Faculty of Health Sciences, Universitas Alma Ata, Yogyakarta, Indonesia

Indonesian Journal of Nutrition and Dietetics (IJND) indexed by:



INDEXING SITE

PUBLICATION ETHICS AND PUBLICATION MALPRACTICE STATEMENT

AUTHOR GUIDELINES

FOCUS & SCOPE

EDITORIAL TEAM

PEER REVIEWER

ARTICLE PROCESSING CHARGE

SCREENING FOR PLAGIARISM

JOURNAL HISTORY

JOURNAL ORDER

PUBLISHER

COPYRIGHT NOTICE

CONTACT

USER

Username

Password

Remember me

CERTIFICATE FILE



FOR AUTHOR

Find Us on Facebook





00728015

[View My Stats](#)



Article Template

INFORMATION

Last Information

CITATION ANALYSIS& PENULIS

- SCOPUS
- Google Scholar

ISSN

2503-183X (Online)



REFERENCE MANAGEMENT TOOLS



SUPPORTED BY



[Journal Help](#)

Visitors



LANGUAGE

Select Language

English

JOURNAL CONTENT

Search

Search Scope

All

Browse

- By Issue
- By Author
- By Title
- Other Journals

KEYWORDS

ASI eksklusif anak anemia balita
children complementary feeding diabetes
mellitus exclusive breastfeeding faktor
risiko hypertension knowledge
nutritional status obesitas obesity
pengetahuan pola makan pregnant women
protein risk factors status gizi
stunting

Home > Jurnal Gizi dan Dietetik Indonesia (Indonesian Journal of Nutrition and Dietetics)

Jurnal Gizi dan Dietetik Indonesia (Indonesian Journal of Nutrition and Dietetics)

Jurnal Gizi dan Dietetik Indonesia (Indonesian Journal of Nutrition and Dietetics) abbreviated IJND (p-ISSN 2303-3045 and e-ISSN 2503-183X) is an open access and peer-reviewed scientific journal publishing updated research and non-research articles in the area of nutrition and dietetics by **Alma Ata University Press** in collaboration with Indonesian Nutrition Association (Persatuan Ahli Gizi Indonesia). **JGDI (IJND) focuses on all articles on aspects of nutrition and dietetics, including clinical nutrition, maternal and child nutrition, public health nutrition, obesity and nutrition-related non-communicable disease, food service management, and food science and technology** . We evaluate submitted articles on the basis of novelty, methodological rigor, and ethical standards. Read more about our publication ethics and guidelines.

Starting from 2024, the IJND publishes six issues a year (January, March, May, July, September, November) containing six to eight articles. Currently, this journal is accredited nationally "SINTA 2" by The Indonesian Ministry of Research and Technology / National Research and Innovation Agency. Under the editorial supervision of Editor-in-Chief Professor Hamam Hadi, our editorial team and reviewers will thoroughly review each submission.



Announcements

Call for Papers in English

In regards to the journal internalization, the editorial team of Jurnal Gizi dan Dietetik Indonesia (Indonesian Journal of Nutrition and Dietetics) invites authors to submit their article in English.

Future issues will be published in

Volume 13, Issue 2, 2025

The submission deadline is January 10, 2025

Posted: 2024-01-13

[More Announcements...](#)

Indonesian Journal of Nutrition and Dietetics (IJND) indexed by:



INDEXING SITE

PUBLICATION ETHICS AND PUBLICATION MALPRACTICE STATEMENT

AUTHOR GUIDELINES

FOCUS & SCOPE

EDITORIAL TEAM

PEER REVIEWER

ARTICLE PROCESSING CHARGE

SCREENING FOR PLAGIARISM

JOURNAL HISTORY

JOURNAL ORDER

PUBLISHER

COPYRIGHT NOTICE

CONTACT

USER

Username

Password

Remember me

CERTIFICATE FILE



FOR AUTHOR

Find Us on Facebook





[View My Stats](#)



INFORMATION

Last Information

CITATION ANALYSIS& PENULIS

- SCOPUS
- Google Scholar

ISSN

2503-183X (Online)



REFERENCE MANAGEMENT TOOLS



SUPPORTED BY



[Journal Help](#)

CURRENT ISSUE

ATOM	1.0
RSS	2.0
RSS	1.0

Visitors

	230,013		617
	9,331		614
	8,384		526
	1,047		456
	682		312

LANGUAGE

Select Language

English

JOURNAL CONTENT

Search

Search Scope

All ▼

SEARCH

Browse

- By Issue
- By Author
- By Title
- Other Journals

KEYWORDS

ASI eksklusif anak anemia balita
children complementary feeding diabetes
mellitus exclusive breastfeeding faktor
risiko hypertension knowledge
nutritional status obesitas obesity
pengetahuan pola makan pregnant women
protein risk factors status gizi
stunting

Home > About the Journal > People

People

Reviewer

Syahrul Bariah Abdul Hamid, Centre of Nutrition and Dietetics, Faculty of Health Sciences, Universiti Teknologi MARA, Malaysia, Malaysia

Chyi-Huey Bai, (SCOPUS ID= 57154859800; h-index: 30) School of Public Health, College of Public Health, Taipei Medical University, Taipei 11031, Taiwan, Province of China

Jacqueline Miller, (SCOPUS ID= 55851075000; h-index: 6) MND Course Coordinator Nutrition and Dietetics, School of Health Science, FLinders University, Adelaide, Australia

Abdul Rohman, (SCOPUS ID= 32668020600; h-index: 26) Department of Pharmaceutical Chemistry, Faculty of Pharmacy, Universitas Gadjah Mada Yogyakarta, Indonesia, Indonesia

Siti Muslimatun, (SCOPUS ID: 6506400165, h-index: 13))Department of Food Science, Faculty of Food Science and Nutrition, Indonesia International Institute of Life Sciences, Indonesia., Indonesia

Edy Meiyanto, (SCOPUS ID= 36114583200; h-index: 12)Professor of Pharmaceutical Chemistry, Universitas Gadjah Mada, Yogyakarta, Indonesia

Detty Siti Nurdiati, (SCOPUS ID= 6602273936; h-index: 10) Department of Obstetrics and Gynecology, Universitas Gadjah Mada, Yogyakarta, Indonesia, Indonesia

Judhiastuty Februhartanty, (SCOPUS ID= 54962283200; h-index: 7) SEAMEO RECFON, Universitas Indonesia, Depok, Indonesia

Ahmad Husain Asdie, (SCOPUS ID= 23494784500; h-index: 6) Dr. Sardjito Hospital, Yogyakarta, Indonesia

Avita Aliza Usfar, (SCOPUS ID= 6504606542; h-index: 5) Indonesian Danone Institute Foundation, Jakarta, Indonesia

Rosnani V. Pangaribuan, (SCOPUS ID= 6507324029; h-index: 5)Millennium Challenge Account/ MCA, SEAMEO-TROPED Regional Centre for Community Nutrition, Jakarta, Indonesia, Indonesia

Emy Huriyati, (SCOPUS ID= 56505595100; h-index: 5) Departement of Health and Nutritions, Universitas Gadjah Mada, Yogyakarta, Indonesia

Susetyowati Susetyowati, (SCOPUS ID= 57200118205; h-index: 4) Department of Health Nutrition, Faculty of Medicine, Universitas Gadjah Mada, Indonesia

Avliya Quratul Marjan, Department of Nutrition Science, Faculty of Health Science, UPN Veteran Jakarta (SCOPUS ID=57476643500), Indonesia

Martalena Br. Purba, (SCOPUS ID= 6603121601; h-index: 3) Instalasi Gizi RSUP Dr. Sardjito Yogyakarta, Universitas Gadjah Mada, Indonesia

Arif Sabta Aji, University of Alma Ata, Indonesia

Effatul Affah, Department of Nutrition Science, Faculty of Health Sciences, Alma Ata University, Indonesia

Fatma Zuhrotun Nisa, (SCOPUS ID= 57200118205; h-index: 4) Faculty of Medicine Universitas Gadjah Mada, Yogyakarta, Indonesia

Anafrin Yugistiyowati, (SCOPUS ID= 57194563132; h-index: 1) Department of Nursing, Faculty of Health Science, Universitas Alma Ata, Yogyakarta, Indonesia

Agnes Murdiati, (SCOPUS ID= 57188932900; h-index: 2) Department of Food Technology and Agricultural Product, Universitas Gadjah Mada, Indonesia

Mulono Apriyanto, (SCOPUS ID= 19734088800; h-index: 2) Sekolah Pasca Sarjana Universitas Lancang Kuning, Indonesia

INDEXING SITE

PUBLICATION ETHICS AND PUBLICATION MALPRACTICE STATEMENT

AUTHOR GUIDELINES

FOCUS & SCOPE

EDITORIAL TEAM

PEER REVIEWER

ARTICLE PROCESSING CHARGE

SCREENING FOR PLAGIARISM

JOURNAL HISTORY

JOURNAL ORDER

PUBLISHER

COPYRIGHT NOTICE

CONTACT

USER

Username

Password

Remember me

CERTIFICATE FILE



FOR AUTHOR

Find Us on Facebook



Lily Arsanti, (SCOPUS ID= 57191622582; h-index: 1) Department of Nutrition Science, Universitas Gadjah Mada, Indonesia

Edi Sampurno Ridwan, (SCOPUS ID= 57210886011; h-index: 1) Departement of Nursing, Faculty of Health Science, Universitas Alma Ata, Yogyakarta, Indonesia

Retno Pangastuti, Dr. Sardjito Hospital, Yogyakarta, Indonesia

Agus Prastowo, Prof. Dr. Margono Soekarjo Hospital, Purwokerto, Jawa Tengah, Indonesia

Winda Irwanti, Department of Nutrition Science, Faculty of Health Sciences, Universitas Alma Ata, Yogyakarta, Indonesia

Yulinda Kurniasari, Department of Nutrition Science, Faculty of Health Science, Universitas Alma Ata, Yogyakarta, Indonesia

Herni Dwi Herawati, Departemen of Nutrition Science, Faculty of Health Science, Universitas Alma Ata, Yogyakarta, Indonesia

Indonesian Journal of Nutrition and Dietetics (IJND) indexed by:



[View My Stats](#)



INFORMATION

Last Information

CITATION ANALYSIS& PENULIS

- SCOPUS
- Google Scholar

ISSN

2503-183X (Online)



REFERENCE MANAGEMENT TOOLS



SUPPORTED BY



Journal Help

Visitors



LANGUAGE

Select Language

English

JOURNAL CONTENT

Search

Search Scope

All

Browse

- By Issue
- By Author
- By Title
- Other Journals

KEYWORDS

ASI eksklusif anak anemia balita
children complementary feeding diabetes
mellitus exclusive breastfeeding faktor
risiko hypertension knowledge
nutritional status obesitas obesity
pengetahuan pola makan pregnant women
protein risk factors status gizi
stunting

Effect of antioxidant dietary behaviour in smokers with chronic obstructive pulmonary disease risk during COVID-19 pandemic

by Amelia Lorensia

Submission date: 25-Mar-2025 10:39AM (UTC+0700)

Submission ID: 2624505897

File name: Effect_of_antioxidant_dietary_behaviour.pdf (372.31K)

Word count: 8720

Character count: 42806

Effect of antioxidant dietary behaviour in smokers with chronic obstructive pulmonary disease risk during COVID-19 pandemic

ORIGINALITY REPORT

11 %	11 %	5 %	1 %
SIMILARITY INDEX	INTERNET SOURCES	PUBLICATIONS	STUDENT PAPERS

PRIMARY SOURCES

1	www.researchgate.net Internet Source	2 %
2	pmc.ncbi.nlm.nih.gov Internet Source	2 %
3	www.teikyomedicaljournal.com Internet Source	2 %
4	www.jpmmh.org Internet Source	1 %
5	doaj.org Internet Source	1 %
6	Satoko Chiba, Keiko Yamada, Aiko Kawai, Saeko Hamaoka et al. "Association between smoking and central sensitization pain: a web-based cross-sectional study", Journal of Anesthesia, 2024 Publication	1 %
7	Steven I. Baskin, Harry Salem. "Oxidants, Antioxidants, and Free Radicals", CRC Press, 2017 Publication	1 %
8	Submitted to Universitas Sebelas Maret Student Paper	1 %
9	pubmed.ncbi.nlm.nih.gov Internet Source	1 %

10

"Nutraceuticals in Veterinary Medicine",
Springer Science and Business Media LLC,
2019
Publication

1%

11

jtpc.farmasi.unmul.ac.id
Internet Source

1%

Exclude quotes On

Exclude matches < 1%

Exclude bibliography On



Effect of antioxidant dietary behaviour in smokers with chronic obstructive pulmonary disease risk during COVID-19 pandemic

Amelia Lorensia^{1*}, Rivan Virlando Suryadinata²

¹Department of Clinical-Community Pharmacy, Faculty of Pharmacy, Universitas Surabaya, Jalan Raya Kalirungkut, Surabaya 60292, Indonesia

²Department of Public Health, Faculty of Medical, Universitas Surabaya, Jalan Raya Kalirungkut, Surabaya 60292, Indonesia

*Correspondence: amelia.lorensia@gmail.com ; amelia.lorensia@staff.ubaya.ac.id

ABSTRAK

Latar Belakang: Perokok berisiko mengalami Penyakit Paru Obstruktif Kronis (PPOK) yang mempunyai risiko penurunan kualitas hidup akibat penurunan fungsi paru. Penurunan fungsi paru akibat peningkatan radikal bebas. Asupan makanan yang mengandung antioksidan dapat membantu mengurangi radikal bebas.

Tujuan: Penelitian ini bertujuan untuk mengetahui pengaruh asupan antioksidan (vitamin A, C, dan E) terhadap perkembangan risiko PPOK pada perokok aktif.

Metode: Penelitian ini dilakukan pada bulan Mei-Juli 2023 di Surabaya. Penelitian ini menggunakan desain cross sectional, dengan metode purposive sampling dan snowball sampling. Subjek penelitian adalah perokok aktif dewasa. Asupan antioksidan terdiri dari asupan yang dikonsumsi subyek sehari-hari yang mengandung vitamin A, vitamin C, dan vitamin E dengan menggunakan metode Food Frekuensi Questionnaire (FFQ) untuk menggambarkan asupan gizi dalam periode tertentu. Penilaian risiko PPOK diukur menggunakan tes fungsi paru dengan spirometri, dengan penilaian rasio nilai volume ekspirasi paksa dalam satu detik (FEV1)/kapasitas vital paksa (FVC) di bawah 0,70 didefinisikan sebagai keterbatasan aliran udara. Data diuji dengan uji Spearman untuk melihat hubungan antara asupan antioksidan dari makanan dengan fungsi paru.

Hasil: Penelitian ini melibatkan 49 perokok aktif penderita PPOK. Sebagian besar subyek mengalami kekurangan asupan vitamin A (77,55%), vitamin C (87,76%), dan seluruh subyek mengalami kekurangan vitamin E. Makanan mengandung vitamin A yang paling banyak dikonsumsi adalah minyak sawit. Makanan mengandung vitamin C yang paling banyak dikonsumsi adalah pepaya, dan makanan mengandung vitamin E yang paling banyak dikonsumsi adalah daging ayam. Tidak terdapat hubungan antara vitamin A dengan perkembangan risiko PPOK (Sig.=0.187; r=-0.192), namun terdapat hubungan bermakna (negatif lemah) antara vitamin C dengan risiko perkembangan PPOK (Sig.=0.031; r=-0.309). Semua subjek mengalami defisiensi vitamin E.

Kesimpulan: Semakin rendah asupan vitamin C maka semakin besar risiko terjadinya PPOK yang ditandai dengan menurunnya fungsi paru.

KATA KUNCI: asupan makanan antioksidan; rasio FEV1/FVC; kuesioner frekuensi makanan; PPOK; perokok



ABSTRACT

Background: Smokers are at risk of Chronic obstructive pulmonary disease (COPD) which has a risk of decreasing in quality of life because of lung function decline and smoking habits. Decreased lung function due to an increase in free radicals. Intake of foods that contain antioxidants can help reduce free radicals.

Objectives: The research aimed to determine the effect of antioxidant intake (vitamins A, C, and E) on the development of COPD risk in active smokers.

Methods: This study was conducted in May-July 2023 in Surabaya. This study used a cross-sectional design, with purposive sampling and snowball sampling methods. The subjects were adult active smokers. Antioxidant intake consisted of the intake consumed by subjects daily containing vitamins A, vitamin C, and vitamin E using the Food Frequency Questionnaire (FFQ) method to describe nutritional intake in a certain period. COPD risk assessment was measured using a pulmonary function test with spirometry, with an assessment of the ratio of forced expiratory volume in one second (FEV1) / forced vital capacity (FVC) below 0.70 defined as airflow limitation. The data were tested using the Spearman test to see the relationship between antioxidant intake from food and lung function.

Results: This study involved 49 active smokers with COPD. Most subjects experienced deficiencies in vitamin A (77.55%), and vitamin C (87.76%), and all subjects experienced vitamin E deficiencies. The most consumed food containing vitamin A was palm oil, the most consumed food containing vitamin C was papaya, and the most consumed food containing vitamin E was chicken. There was no relationship between vitamin A and the development of COPD risk (Sig.=0.187; r=-0.192), but there was a significant relationship (weak negative) between vitamin C and the risk of developing COPD (Sig.=0.031; r=-0.309). All subjects had a deficiency of vitamin E.

Conclusions: The lower the intake of vitamin C, the greater the risk of COPD which is characterized by decreased lung function.

KEYWORD: antioxidant dietary intake; FEV1/FVC ratio; food frequency questionnaire; COPD risk; smoker

Article info:

Article submitted on June 28, 2024

Articles revised on July 22, 2024

Articles received on December 02, 2024

INTRODUCTION

Respiratory problems can also come from smoking behavior because cigarette smoke has a lot of free radicals and triggers a decrease in antioxidant capacity even in plasma. Free radicals that continue to increase will cause oxidative stress and can cause systemic inflammation (1,2). Smoking behavior is very difficult to separate from society (3). A person who smokes means that the smoker will inhale the 4000 chemicals contained in cigarettes, especially nicotine. Cigarette nicotine is transported into the lungs by inhaled tar particles where a broad alveolar surface region facilitates accelerated incorporation into the circulation of the pulmonary system (4). Cigarette smoke contains various dangerous chemicals that have the potential to harm health. Cigarette smoke is also a major risk factor for the occurrence of

several diseases such as chronic obstructive pulmonary disease (COPD) because it contains around 1015-1017 oxidants or free radicals (5). Chemicals that are produced from cigarette smoke when they enter the airways contain many types of free radicals. The human body has free radicals called endogenous free radicals which are the product of normal cellular metabolism but are caused by smoking, air pollution, and vehicle fumes. Free radicals at high concentrations will produce harmful modifications to cell components such as lipids, proteins, and DNA (deoxyribonucleic acid). If there is an increase in the number of free radicals continuously in the body it will trigger oxidative stress and stimulate peroxidation in cells and ultimately can cause death in body cells (6). Oxidative stress causes an

increase in the rate of cell damage due to oxygen induction, oxidative stress can have an impact on the development of chronic and degenerative diseases such as cancer, ischemia, etc (7).

The body can neutralize free radicals if the number of free radicals is not excessive with endogenous antioxidant defense mechanisms (6), endogenous antioxidants, or enzymatic antioxidants, namely Superoxide Dismutase (SOD), catalase, and glutathione peroxidase. These antioxidants include conjugate proteins so their activity is highly dependent on metal ions (8). Antioxidants work by giving electrons to free radicals so they can stop the process of cell destruction. Antioxidants will neutralize free radicals so that they cannot take electrons from DNA cells. Therefore, the body needs antioxidants that can help protect itself from the dangers caused by free radicals and radical compounds (6,8,9). Antioxidants are needed to prevent oxidative stress. Antioxidants are very easily oxidized, so free radicals will oxidize antioxidants and protect other molecules in cells from damage caused by oxidation by free radicals or reactive oxygen (10,11).

When the body cannot neutralize free radicals because of an imbalance in the number of endogenous antioxidants and free radicals in the body endogenous antioxidants are insufficient. The body needs antioxidants from the outside (6). By intake of exogenous antioxidants such as supplements of vitamin E, vitamin C, vitamin A, and others. Other body defense systems that can be used to fight free radicals can be affected by nutrients from food, by consuming food ingredients containing antioxidants and non-antioxidants so that endogenous antioxidants in the body can be maintained high (12,13). The Food Frequency Questionnaire (FFQ) is a method or way to be able to describe certain nutritional intake in a certain period. Several studies in Indonesia have examined the description of nutritional intake from their research using the FFQ such as Pratiwi et al. (9), Suryadinata and Lorensia (14). The aim of the research was effect of antioxidant intake (vitamins A, C, and E) in food, using the FFQ against respiratory disorders, on chronic obstructive pulmonary disease (COPD) risk development in smokers. The FFQ method was used to provide information about the food

consumed and for the assessment of nutrients that have been consumed within a certain period (15).

MATERIALS AND METHODS

Research Design

This study was an observational study using a retrospective study design to measure the intake of antioxidants (vitamins A, C, and E) using the FFQ questionnaire. Data collection was carried out from May to July 2023 in South Surabaya area by filling out the questionnaires. The ethics committee of the University of Surabaya approved the study protocols (No. 127/KE/VI/2023). The independent variable of this study was active smokers, in Rungkut District, Surabaya. The dependent variable of this research was levels of antioxidants (vitamins A, C, and E) from food intake and COPD risk development with lung function measurement. Smoking status was several questions that were asked to the subject about smoking and were categorized as active smokers, no longer smoked, and never smoked. Active smokers are individuals who have smoked ≥ 100 cigarettes in their life until now they still smoke > 1 cigarette per day (16).

The Brinkman index is calculated by multiplying the number of cigarettes smoked per day by the number of years of smoking. If the number of years spent smoking was less than 1, the Brinkman index was calculated using 0.5 as the number of years of smoking. The value of the Brinkman Index (IB) is mild (0-199), moderate (200-599), and severe (> 600) (17,18). Assessment COPD risk progression is measured using pulmonary function tests with a spirometer Cortec Sp10W. A forced expiratory volume in one second (FEV1)/forced vital capacity (FVC) value below 0.70 was defined as airflow limitation (19).

Antioxidant intake was intake consumed by subjects daily containing vitamin A, vitamin C, and vitamin E using the FFQ which was a method for seeing or assessing the frequency of eating certain foods over a certain period. Vitamin A intake was the total amount of vitamin A content from food sources of vitamin A which was consumed on average per day by subjects, expressed in units of μg , the adequacy rate of vitamin A for ages 19-64 years was 600 $\mu\text{g}/\text{day}$ (20). Antioxidant intake data were obtained by interview using the FFQ to examine antioxidant

intake. This method is a semi-qualitative method providing information about the food ingredients consumed only in the form of names and quantities that are not explicitly stated. This method also only requires information from a research subject about which foods are frequently or not frequently sampled without needing to be further broken down into the size and portion consumed by the subject. Another advantage of using this FFQ is that form recording can be done systematically, does not require a food scale instrument, can be done at low literacy, and of course can be done anywhere, and also does not force subjects to remember actual daily consumption (21,22). However, the FFQ method does not represent the actual daily consumption but only becomes the dietary pattern of each individual. Because at the time of conducting interviews using the FFQ, several obstacles depended on the honesty and memory of the research subject which was overcome by providing an overview of what foods had been eaten and how often the consumption research subject was helped to mention so that it could help the research subject to remember again (22,23,24).

The research subject was selected at the age of 18-45 years because 18 years of age was the highest prevalence in Indonesia (25). The maximum age taken was 45 years because it was the final age limit, if you entered the age of the elderly, they were susceptible to malnutrition (26). Age is related to the aging process where the older a person is, the greater the decrease in lung function capacity and also be influenced by environmental factors (27,28). The results of cross-tabulation also between age and the adequacy of antioxidant nutrition, namely vitamin A, vitamin C, and vitamin E, showed that there was a relationship between increasing age and will decrease in the intake of vitamins A, C, and E due to changes in diet or susceptibility to malnutrition (29).

Setting and Samples

The population used for this research were smokers. The subject used in this study was part of the population that met the following criteria: The inclusion criteria were (1) males aged >18 years; (2) active smokers, this type of cigarette

used filter; (3) Willing to participate in research by signing informed consent; (4) Work on regular weekdays (min ± 7 hours/day); (5) Didn't have eating disorders and gastrointestinal diseases such as gastroesophageal reflux disease (GERD), gastritis and dyspepsia; and (6) Didn't vegetarian or on a certain diet. The sampling technique used purposive sampling and snowball sampling. The sample size calculation uses the Lameshow formula, $n = [Z_{\alpha/2} \cdot p \cdot q] / [d^2]$, $Z_{\alpha/2}$ is the critical value of the Normal distribution at $\alpha/2$ (for a confidence level of 95%, α is 0.05, and the critical value is 1.96); p is the estimated population proportion (0.5); q is $1-p$; and d^2 is the error tolerance (10%). So the minimum sample size is 49 research subjects.

The questionnaire was distributed in the South Surabaya area (Rungkut sub-district, Surabaya), then the smokers were facilitated to gather in a place for clinical examination by clinicians and filling in the database, then pulmonary function testing. The total number of smokers who were present became the total population. The total population in the Rungkut area was 65 people and those who did not meet the requirements: were 5 people who were not willing to be interviewed, 5 people who could not be contacted again, and 6 people who did not smoke. So the number of research subjects was 49 people.

Measurement and Data Collection

FFQ Data Preparation. Preparation for making a questionnaire by listing a list of foods containing vitamins A, C, and E based on foods that were often consumed. The food data was carried out by a preliminary study of 20 smokers in other regions. Food ingredients that were consumed less than 10% because they had never been consumed or were not usually consumed are excluded from the food list. Collecting data on the research subject was carried out using telephone interviews using the FFQ. The data collected in the form of household sizes would be processed to obtain data in the form of calorie intake using the Nutrisurvey program. Nutrisurvey is a powerful software for analyzing food nutrients from a menu or consumption survey. For example, to find the antioxidant intake obtained when consuming chicken meat, namely by opening the Nutrisurvey

software, enter the word "chicken meat" then enter the amount in grams that were asked during the interview, then the data on antioxidant intake in the form of vitamins A, C, and E will appear.

Data Analysis

The final nutritional survey result will show an analysis of the total food consumed at a certain time. The desired data such as vitamin A, vitamin C, and vitamin E showed the results in the form of number in units of each, namely vitamin A in units of μg , vitamin C, and vitamin E in units of mg. Then it was matched with the value of the Nutritional Adequacy Rate recommended for the Indonesian (20) (cut off).

The data collected in the form of household sizes would be processed to obtain data in the form of calorie intake using the program Nutrisurvey. Nutrisurvey is a powerful software for analyzing food nutrients from a menu or consumption survey. After the data on antioxidant intake were collected, the data were inputted into the SPSS version 24 program, then statistical analysis was carried out. The ordinal scale data was tested using the chi-square test and the ratio scale data with the Kolmogorov-Smirnov normality test which was then followed by an independent t-test to see differences in antioxidant intake from food in COPD risk development, which is divided into two, namely risk of clinically significant COPD

(FEV1/FVC ratio <0.70) and no risk of clinically significant COPD (FEV1/FVC ratio ≥ 0.70). The chi-square test was said to be significantly different if the P value was <0.05 . The data were also tested with the Spearman test to see the relationship between antioxidant intake from food and lung function.

RESULTS AND DISCUSSIONS

Subjects in this study were grouped according to age and smoking severity (Table 1). The most research subjects found in early adulthood and late adulthood were 19 of 49 (38.76%) and late adults were 22 of 49 (44.90%). Most of the subjects were moderate smokers (26 of 49) and the most smoking duration was <20 years (Table 1).

Profile of Vitamin A Intake

The initial form of vitamin A can be found in chicken meat, chicken eggs, palm oil, spinach, apples, and papaya. Vitamin C intake was the total amount of vitamin C content from food sources of vitamin C consumed by subjects on average per day, expressed in mg units. The vitamin adequacy rate for ages 19-64 years was 75 mg/day (20). In all subjects, the average consumption of food intake that contained the highest vitamin A content in the research subject was palm oil at 109.00 $\mu\text{g}/\text{day}$ followed by chicken eggs at 127.10 $\mu\text{g}/\text{day}$.

Table 1. Frequency distribution of characteristics

Characteristics	Frequency (n=49)	Percentage (%)
Age (years)		
Late adolescence (17-25)	8	16.33
Early adulthood (26-36)	19	38.76
Late adulthood (36-45)	22	44.90
Smoking severity (cigarettes per day) by Index Brinkman		
Light Smoker (8-10)	12	24.49
Moderate Smoker (11-12)	26	53.06
Heavy smokers (21-30)	11	22.45
Duration of smoking (years)		
<20	36	73.47
20-29	12	24.49
≥ 30	1	2.04
Lung function value (FEV1/FVC ratio) (%)		
Risk of clinically significant COPD (<0.70)	31	63.27
No risk of clinically significant COPD (≥ 0.70)	18	36.73

The results of the study of the frequency of foods most frequently consumed by the research subject containing vitamin A were chicken meat, chicken eggs, meatballs, tempeh, and bananas. In the sufficient level group, the average consumption of food intake that contained the highest vitamin A content in the research subject was palm oil at 181.12 µg/day followed by chicken eggs at 171.74 µg/day. The results of the study of the frequency of foods most frequently consumed by the research subject containing vitamin A were

chicken meat, chicken eggs, meatballs, spinach, and bananas. In the deficit level group, the average consumption of food intake that contained the highest vitamin A content in the research subject was palm oil at 73.68 µg/day followed by chicken eggs at 124.61 µg/day. The results of the study of the frequency of foods that were most frequently consumed by the research subject containing sufficient vitamin A were chicken meat, chicken eggs, meatballs, tempeh, spinach, papaya, and banana (Table 2).

Table 2. Profile of Consumption Patterns of Vitamin A
Number of Subjects

Type of Food	Number of Subjects			Average (gram)	Standard Deviation	CI	Min (µg)	Max (µg)
	Total subjects (n=49)	Sufficient Category (n=11)	Deficit Category (n=38)					
Corn	30	6	24	9.00	10.92	3.91	4.10	50.00
Chicken meat	48	11	34	48.21	46.77	13.23	6.67	240.00
Chicken eggs	46	9	37	66.92	66.07	19.09	4.28	240.00
Quail eggs	9	9	0	0.51	1.42	0.93	0.83	7.14
Mackarel tuna	12	11	0	4.91	17.97	10.17	3.33	120.00
Salted fish	17	6	11	6.58	18.58	8.83	2.50	120.00
Mackerel	5	5	0	1.23	5.82	5.11	1.25	40.00
Milkfish	18	5	13	3.70	7.64	3.53	3.33	40.00
Tilapia fish	18	8	10	7.80	18.81	8.69	3.33	120.00
Palm oil	21	9	12	2.18	2.55	1.09	5.00	6.67
Catfish	28	11	17	11.53	24.65	9.13	3.33	120.00
Meatballs	42	8	34	55.27	61.81	18.69	8.00	240.00
Tempe	45	11	34	75.45	62.36	18.22	14.28	150.00
Green beans	20	7	13	16.47	45.55	19.96	1.67	300.00
Long beans	28	7	21	8.20	14.55	5.39	3.33	60.00
Spinach	39	8	31	13.47	14.45	4.54	3.33	40.00
Cassava leaves	25	9	16	9.35	19.51	7.65	3.33	120.00
Gambas	2	2	0	1.07	5.97	8.27	11.43	40.00
Bean	19	7	12	3.03	5.11	2.30	3.33	20.00
Basil leave	25	7	18	3.28	6.65	2.56	0.83	42.85
Apple	19	6	13	6.30	17.99	8.09	3.33	120.00
Papaya	39	8	31	10.14	14.89	4.68	1.66	60.00
Banana	41	11	30	19.98	25.14	7.70	3.33	120.00
Mango	29	9	20	4.88	6.10	2.22	1.57	20.00
Orange	36	10	26	8.99	10.93	3.57	3.33	40.00
Guava	18	7	11	2.43	4.51	2.08	1.67	14.28

The types of food containing vitamin A that were most consumed by research subjects were chicken meat (average=48.21g±46.77) and chicken eggs (average=66.92g±66.07), which were widely consumed by both subjects in the sufficient category (100% and 81, 82%) and deficit (89.47% and 97.37%) (Table 2). Previous research by Fekete et al. (29), conducted a literature review between 2018 and 2023. No

human RCTs or clinical trials on the association between COPD and vitamin A supplementation were found in the PubMed database in the past five years. For vitamin A, although serum antioxidant vitamin levels were significantly higher among those who took vitamin A supplements than in those who did not, there was no clear statistical evidence that vitamin A supplementation was necessary for the beneficial

effects of vitamin A on the lungs. Meanwhile, another study by Lorensia et al. (31), which looked at the relationship between vitamin A as antioxidant intake on lung function in construction workers, had a value of $p=0.05$, which means associated with lung function but is a very weak correlation (correlation coefficient value - 0.036).

Profile of Vitamin C Intake

Sources of vitamin C come from food, especially vegetables and fruits, that taste sour, such as oranges, pineapples, or papaya. In vegetables, the content of vitamin C is mostly found in spinach, cassava leaves, and basil leaves. In all subjects, the average consumption of food intake that contained the highest vitamin C content in the research subject was papaya at 4.30 mg/day followed by orange at 4.80 mg/day. The results of the study of the frequency of foods most frequently consumed by the research subject

containing vitamin C were corn, spinach, papaya, orange, and bananas. In the sufficient level group, the average consumption of food intake that contained the highest vitamin C content in the research subject was papaya at 22.48 mg/day followed by potato at 17.03 mg/day.

The results of the study of the frequency of foods most frequently consumed by the research subject containing vitamin C were potato, cassava leaves, spinach, mango, banana, and orange. In the deficit level group, the average consumption of food intake that contained the highest vitamin C content in the research subject was papaya at 4.17 $\mu\text{g}/\text{day}$ followed by orange at 4.32 $\mu\text{g}/\text{day}$. The results of the study of the frequency of foods that were most frequently consumed by the research subject containing sufficient vitamin C were spinach, papaya, banana, and orange (Table 3).

Table 3. Profile of consumption patterns of Vitamin C

Type of Food	Number of Subjects			Average (gram)	Standard Deviation	CI	Min (mg)	Max (mg)
	Total subjects (n=49)	Sufficient Category (n=6)	Deficit Category (n=43)					
Corn	30	3	27	9.00	10.92	3.91	4.10	50.00
Potato	25	5	20	27.71	61.84	24.24	3.33	300
Salted fish	17	2	15	6.58	0.10	8.83	2.50	120.00
Tilapia fish	18	0	18	7.80	0.10	8.69	3.33	120.00
Catfish	28	0	28	11.53	24.65	9.13	3.33	120.00
Long beans	28	4	24	8.20	14.55	5.39	3.33	60.00
Spinach	39	4	35	13.47	14.45	4.54	3.33	40.00
Cassava leaves	25	5	20	9.35	19.51	7.65	3.33	120.00
Gambas	2	2	0	1.07	5.97	8.27	11.43	40.00
Bean	19	0	19	3.03	5.11	2.30	3.33	0
Basil leave	25	4	21	3.28	6.65	2.56	0.83	42.85
Apple	19	3	16	6.30	17.99	8.09	3.33	120.00
Papaya	39	6	33	10.14	14.89	4.68	1.66	60.00
Pineapple	18	3	15	2.12	5.74	2.65	1.66	28.57
Banana	41	6	35	19.98	25.14	7.70	3.33	120.00
Mango	29	5	24	4.88	6.10	2.22	1.57	20.00
Orange	36	5	31	8.99	10.93	3.57	3.33	40.00
Guava	18	2	16	2.43	4.51	2.08	1.67	14.28

The types of food containing vitamin C that were most consumed by research subjects were bananas (average= 19.98 ± 25.14) and papaya (average= 10.14 ± 14.89), which were widely consumed by both subjects in the sufficient (100% and 100%) categories. deficit (81.40% and 76.74%) (Table 3). In previous research by Fekete

et al. (30), conducted a literature review between 2018 and 2023, based on an estimate of total vitamin C consumption, it was found that patients with chronic respiratory disease consumed significantly less vitamin C than healthy controls. Effect of intravenous vitamin C on exercise-induced redox balance, inflammation, exertional

dyspnea, neuromuscular fatigue, and exercise tolerance in patients with COPD. Serum concentrations of antioxidants have been shown to correlate positively with FEV1 in patients with COPD, and supplementation with antioxidants such as vitamin C improves the symptoms of the disease. Another study by Lorensia et al. (31), which looked at the relationship between antioxidant (vitamin C) intake on lung function in construction workers, had a value of $p=0.00$ and $r=0.63$, which means there are differences in vitamin C with lung function of a smoker and non-smoker. The relationship between vitamins C got a correlation value of 0.000, meaning that the intake of vitamin C had no relationship or correlation. The most consumed food containing vitamin C was lodeh and sambal.

Profile of Vitamin E Intake

Vitamin E intake was the total amount of vitamin E content from food sources of vitamin E consumed by subjects on average per day, expressed in mg units. The adequacy rate of vitamins for ages 19-64 years was 15 mg/day (20). Vitamin E is widely found in food, especially in plant oils such as oil, spinach, fish, and eggs. Based on the results, none of the research subjects from the subjects in the research subject met the adequate intake of vitamin E, namely ≥ 15 mg/day. Based on Table 4 shows that the largest average was 1.43 mg/day, namely chicken eggs,

although the highest but does not meet the adequacy rate of vitamin E. and chicken eggs. The average consumption of food intake that contained the highest vitamin E content in the research subject was chicken eggs at 1.43 mg/day although the highest did not meet the adequacy rate of vitamin E. The frequency of foods most frequently consumed by research subjects containing vitamin E were tempeh and chicken eggs (Table 4).

The type of food containing vitamin E that was most consumed by research subjects was tempeh (average=0.79g±0.62) (Table 4). Previous research by Liu et al. (32), used data from NHANES (National Health and Nutrition Examination Survey) from 2013–2018, showing that vitamin E intake among U.S. adults was well below the recommended levels and that higher vitamin E intake was negatively associated with COPD incidence. Meanwhile, in another study by Lorensia et al. (31), which looked at the relationship between antioxidant (vitamin E) intake on lung function in construction workers, there was no relationship or correlation between the intake of vitamin E (P-value=1,000) in food with lung function in the respiratory distress group and without interference. The most consumed food containing vitamin E is fried egg/omelet and spinach.

Table 4. Profile of consumption patterns of Vitamin E

Type of Food	Total subjects (n=49)	Average (gram)	Standard Deviation	CI	Min (mg)	Max (mg)
Chicken eggs	48	1.43	1.29	0.36	0.10	4.80
Mackarel tuna	7	0.05	0.18	0.14	0.10	0.30
Salted fish	14	0.13	0.38	0.20	0.10	0.70
Milkfish	18	0.08	0.16	0.07	0.10	0.60
Tilapia fish	17	0.09	0.21	0.10	0.10	1.20
Palm oil	21	0.08	0.10	0.04	0.10	0.20
Catfish	26	0.21	0.49	0.19	0.10	2.40
Tempeh	47	0.79	0.62	0.18	0.10	1.50
Peanut shell	15	1.0	2.91	1.47	0.10	18.90
Spinach	29	0.15	0.24	0.09	0.10	0.40
Basil	9	0.03	0.07	0.05	0.10	0.40
Apple	13	0.14	0.61	0.32	0.10	4.10
Papaya	25	0.11	0.17	0.07	0.10	0.60
Mango	15	0.03	0.05	0.02	0.10	0.10
Guava	7	0.01	0.04	0.03	0.10	0.10

The relationship between vitamin A and C intake with COPD Risk

Table 5 showed that as many as 77.55% of the total research subjects were in vitamin A deficiency. The assessment of vitamin A intake from the research subject was assessed using the FFQ method and analyzed using the Nutrisurvey 2007. The table showed that as many as 87.76% of the total research subjects were in deficit of vitamin C. From the calculation results in Table 5, it is known that the Spearman Significance value between COPD risk and vitamin A intake was -309 with Sig. (2-tailed) of 0.187.

Because the Sig.=0.187>0.05, it can be concluded that there was no relationship between vitamin A and COPD risk development. While in the test between COPD risk and vitamin C intake, the Spearman's rho r Significance value was 0.031. Because the Sig.=0.031>0.05, it can be concluded that there was a significant relationship (weak negative) between vitamin C and COPD risk development. This is different from previous research by Wong et al. (33), who examined the

relationship between dietary antioxidant intakes and CRDs using data from the 2001–2018 National Health and Nutrition Examination Survey (NHANES), and found that the association between composite dietary antioxidant index and prevalence of Chronic respiratory diseases was consistent across all subgroups, suggest that it was not influenced by these demographic factors. Higher dietary antioxidant intakes were associated with a lower prevalence of CRDs (particularly emphysema and chronic bronchitis) in general adults.

Other research by Lorensia et al. (31), showed no significant difference between antioxidant intake in the group of interference and without interference. Intake of vitamin A on lung function has a value of p=0.05, which means associated with lung function but has a very weak correlation (correlation coefficient value -0.036) while vitamins C and E have a value of p=1.00, which means there is a relationship, and is a very weak correlation (correlation coefficient value of -0.036).

Table 5. Distribution frequencies based on Vitamin A and C Intake

Antioxidant Intake	COPD risk		Frequency intake	Percentage intake (%)	Mean±SD Intake (µg)	Spearman test (r)
	risk of clinically significant COPD	No risk of clinically significant COPD				
Vitamin A intake						
Sufficient (≥600 µg/day)	3	8	11	22.45	630.98±21.07	-0.192
Deficit (≤600 µg/day)	28	10	38	77.55	370.00±146.02	
Total	31	18	49	100	1.000.98±168.81	
Vitamin C intake						
Sufficient (≥75 mg/day)	5	10	6	12.24	79.62±6.05	-0.309*
Deficit (≤75 mg /day)	26	8	43	87.76	21.56±16.70	
Total	31	18	49	100	98.18±23.84	

*Correlation is significant at the 0.05 level (2-tailed)

The types of food that are mostly consumed by subjects were:

Chicken Eggs were among the most consumed by the research subject. When the eggs were still raw they contained vitamin A of 160µg/100g, vitamin E 1050µg/100g. If the egg yolk was only taken and was still raw, the vitamin A content was 371 µg/100g, vitamin E was 2580 µg/100g. Meanwhile, if the egg white was only then there is no vitamin A and vitamin E content back (34). Different conditions of eggs that have undergone a cooking process or are processed into food such as boiling or frying. The research

that has been done, has shown that several groups of eggs that are still raw materials, half-cooked eggs, and eggs that have been cooked until cooked have each group contains different vitamin A and vitamin E content. Raw whole eggs contain vitamin A of 182, 160 µg/100g, and vitamin E 1.43; 1.05 mg/100g. Soft-boiled eggs contain vitamin A 132; 160 µg/100g and vitamin E 2.17; 1.04 mg/100g. The last group of eggs that were cooked until cooked contained vitamin A 61.5; 149 µg/100g and vitamin E containing 1.03; 1.03 mg/100g (34). The nutritional quality of eggs produced by native chickens is superior to those

produced from farms. However, research that has been conducted in the United States states that the levels of vitamin A and vitamin E in eggs are not influenced by the type of residence of the birds in this study (35). The results of this study were that chicken eggs were the most consumed by the research subject but had limitations from the survey, which could not be known how the chicken eggs were processed. Chicken eggs were among the most consumed. According to research when whole eggs are still raw they contain vitamin A of 160 µg/100g and vitamin E of 1050 µg/100g. If the egg yolk was only taken and was still raw, the vitamin A content is 371 µg/100g, vitamin E was 2580 µg/100g.

Meanwhile, if the egg white was only then there was no vitamin A and vitamin E content back. Different conditions if eggs that had undergone a cooking process or were processed into food such as boiling or frying. In the research that had been done, it had shown that several groups of eggs that are still raw materials, half-cooked eggs, and eggs that have been cooked until cooked have each group contains different vitamin A and vitamin E content. Raw whole eggs contain vitamin A of 182, 160 µg/100g, and vitamin E 1.43; 1.05 mg/100g. Soft-boiled eggs contain vitamin A 132; 160 µg/100g and vitamin E 2.17; 1.04 mg/100g. The last group of eggs that were cooked until cooked contained vitamin A 61.5; 149 µg/100g and vitamin E containing 1.03; 1.03 mg/100g (29). The nutritional quality of eggs produced by native chickens was superior to those produced from farms. However, research that had been conducted in the United States states that the levels of vitamin A and vitamin E in eggs were not influenced by the type of residence of the birds in this study (34). Chicken eggs also contain omega-3 which can play a role in reducing oxidative stress by increasing antioxidant capacity (35,36).

Corn contains dietary fiber that the body needs (with a relatively low glycemic index compared to rice so corn rice was recommended for people with metabolic diseases such as diabetes. Vitamin A and vitamin E were found in yellow corn as micronutrients, vitamins also act as natural antioxidants. Which could increase the body's immunity and inhibit degenerative cell damage. Vitamin A has activities to slow down

aging, anticipates cancer, heart disease, stroke, and cataracts, and can catch free radical attacks that are considered to cause disease (37,38). The nutritional composition of the research that has been carried out, which is found in sweet corn in units/100g of the material contains 400 SI of vitamin A, whereas ordinary corn contains 117.0 SI. Jangung also contains vitamin C in units/100g of ingredients for sweet corn as much as 12.0 Mg and ordinary corn as much as 9.0 Mg (37,38).

Vegetable Spinach is one of the most important and nutritious vegetables eaten raw or cooked. Spinach provides excellent amounts of vitamin B6, riboflavin, folate, niacin, soluble dietary fiber, omega-3 fatty acids, and minerals. Spinach was also rich in iron (39). According to research on spinach extract that had been researched, spinach contains vitamin A (26.85 ± 0.154 µg) and vitamin C (19.66 ± 0.21 µg) and besides that, the antioxidant activity and antidiabetic effect of spinach are comparable to IC50 of 3.03 µg/mL, 6.03 µg/mL, and 3.046 µg/mL respectively (40). The results of the study used spinach which has been processed into clear spinach soup.

Papaya is a fruit that is commonly consumed by many people with high nutritional value available at an affordable price. Low-calorie content (32 Kcal/100g ripe fruit) made this fruit a favorite fruit for someone who is losing weight. Papaya was low in carotene which helps prevent free radical damage compared to other fruits, but all the other nutrients are present. Papaya fruit contains many enzymes such as papain which is in a good amount in raw fruit which is very good for digestion, helping protein in food in acidic, alkaline, and neutral medium. All parts of this papaya from the leaves, seeds, and papaya juice show anti-free radical and antioxidant activity (41). The content of vitamin A contained in papaya according to research that has been done is 47 µg/100g of papaya, the content of vitamin C in papaya is 60.9 mg/100g of papaya, while the content of vitamin E in papaya is 0.3 mg/100g of papaya (41).

Bananas were considered a source of some of the vitamins that are in their fruit. However, the results of the fruit morphological characteristics indicated that each banana cultivar had characteristics related to its genome group.

According to research conducted by using four cultivars of Indonesian bananas, namely the Berlin banana, green ambon banana, Bandung plantain, and Cardaba banana in a 100g meal portion containing high carbohydrates, total sugar, potassium, and vitamin C, moderate protein, low fat, and high calories due to its high nutritional value. Bananas are a nutritious food that is recommended for all in general (42).

Implication and limitations

Another method was the 24-hour recall method, which remembers the food consumed during the last 24 hours from midnight to midnight again. This method used household measurement tools in each household to determine the proportion of food consumed, such as food models, pictures, or photos of food. This method had limitations or shortcomings, namely, it is very dependent on the subject's memory, the need for skilled personnel, and the flat slope syndrome. So that with all the considerations, this study took the FFQ method because this method did not require repeated data collection after all during a pandemic like this it did not make it easier to meet directly and can lead to differences in perceptions between researchers and the research subject and also did not force the subject of researchers to remember for 24 hours they've consumed everything (43,44).

CONCLUSIONS AND RECOMMENDATIONS

Most of the subjects had a deficiency of vitamin A (77.55%), a deficiency of vitamin C (87.76%), and all subjects had a deficiency of vitamin E. There was no relationship between vitamin A and COPD risk development, but there was a significant relationship (weak negative) between vitamin C and COPD risk development, so the lower the intake of vitamin C, the greater the risk of developing COPD, which is indicated by a decrease in lung function from the FEV1/FVC ratio.

AUTHOR CONTRIBUTIONS

All authors equally contributed to this paper with the conception and design of the study, literature review and analysis, drafting and critical revision and editing, and final approval of the final version.

ACKNOWLEDGEMENT

This research was funded by the Ministry of Education, Culture, Research and Technology of the Republic of Indonesia.

REFERENCES

1. Simioni C, Zauli G, Martelli AM, Vitale M, Sacchetti G, Gonelli A, Neri LM. Oxidative stress: role of physical exercise and antioxidant nutraceuticals in adulthood and aging. *Oncotarget*. 2018;9(24):17181–98.
2. Lorensia A, Muntu CM, Suryadinata RV, Septiani R. Lung Function Disorders and Physical Activity in Smoking and Non-smoking Students. *Journal of Preventive Medicine and Hygiene*. 2021;62(1):E89–96.
3. Baumeister RF. Addiction, cigarette smoking, and voluntary control of action: Do cigarette smokers lose their free will? *Addict Behav Rep*. 2017;5:67-84.
4. Jain D, Chaudhary P, Varshney N, Bin Razzak KS, Verma D, Khan Zahra TR, Janmeda P, Sharifi-Rad J, Daştan SD, Mahmud S, Docea AO, Calina D. Tobacco Smoking and Liver Cancer Risk: Potential Avenues for Carcinogenesis. *Journal of Oncology*. 2021;2021:5905357.
5. West R. Tobacco smoking: Health impact, prevalence, correlates, and interventions. *Psychology & Health*. 2017;32(8):1018–36.
6. Tan BL, Norhaizan ME, Liew WP, Sulaiman HR. Antioxidant and Oxidative Stress: A Mutual Interplay in Age-Related Diseases. *Front Pharmacol*. 2018;9:1162.
7. Liguori I, Russo G, Curcio F, Bulli G, Aran L, Della-Morte D, Gargiulo G, Tesla G, Cacciatore F, Bonaduce D, Abete P. Oxidative stress, aging, and diseases. *Clinical Interventions in Aging*. 2018;13:757–72.
8. Wilson DW, Nash P, Buttar HS, Griffiths K, Singh R, Meeser FD, Horiuchi R, Takahashi T. The Role of Food Antioxidants, Benefits of Functional Foods, and Influence of Feeding Habits on the Health of the Older Person: An Overview. *Antioxidants*. 2017;6(81):1–20.
9. Pratiwi SR, Lorensia A, Suryadinata RV. Vitamin C and E Intake with SQ-FFQ towards Smokers' and Non-Smokers' Lung Function. *Jurnal Media Kesehatan Masyarakat Indonesia*. 2018;14(2):101–7.

10. Pizzino G, Irrera N. Oxidative Stress: Harms and Benefits for Human Health. *Oxidative Medicine and Cellular Longevity*. 2017;(8416763):1–13.
11. Sharifi-Rad M, Kumar NVA, Zucca P, Varoni EM, Dini L, Panzarini E, Rajkovic J, Fokou PVT, Azzini E, Peluso I, Mishra AP, Nigam M, Rayess YE, Beyrouthy ME, Polito L, Iriti M, Martins N, Martorell M, Docea AO, Setzer WN, Calina D, Cho WC, Sharifi-Rad J. Lifestyle, Oxidative Stress, and Antioxidants: Back and Forth in the Pathophysiology of Chronic Diseases. *Front. Physiol*. 2020;11(694):1–21.
12. Higgins MR, Izadi A, Kaviani M. Antioxidants and Exercise Performance: With a Focus on Vitamin E and C Supplementation. *International Journal of Environmental Research and Public Health*. 2020;17(22):8452.
13. Siregar MH, Fatmah F, Sartika RAD. Association of central obesity and smoking with HDL level among Indonesian people (18-59 years). *Jurnal Gizi and Dietetik Indonesia*. 2020;8(3):101–8.
14. Suryadinata RV, Lorensia A. Food Frequency, Knowledge about Vitamin D and Obesity among Elderly. *Amerta Nutrition*. 2020;4(1):43–8.
15. Zalaket J, Matta J, Hanna-Wakim L. Development, validity, and reproducibility of a semiquantitative food frequency questionnaire for the assessment of antioxidant vitamins intake in Lebanon. *Nutrition*. 2019;58:11–7.
16. Bermudez V, Olivar LC, Torres W, Navarro C, Gonzalez R, Espinoza, Morocho A, Mendiola A, Chacin M, Arias V, Añez R, Salazar J, Riaño-Garzon M, Diaz-Camargo E, Bautista MJ, Rojas J. Cigarette smoking and metabolic syndrome components: a cross-sectional study from Maracaibo City, Venezuela. *F1000Res*. 2018;7(565):1–14.
17. Chiba S, Yamada K, Kawai A, Hamaoka S, Ikemiya H, Hara A, Wakaizumi K, Tabuchi T, Yamaguchi K, Kawagoe I, Iseki M. Association between smoking and central sensitization pain: a web-based cross-sectional study. *Journal of Anesthesia*. 2024;38(2):198–205.
18. Mulyawan E, Setiawan JA. The correlation between smoking cumulative dose based on the Brinkman Index with peak expiratory flow rate. *Journal of General and Family Medicine*. 2024;25(4):193–7.
19. Bhatt SP, Balte PP, Schwartz JE, Cassano PA, Couper D, Jacobs DR Jr, Kalhan R, O'Connor GT, Yende S, Sanders JL, Umans JG, Dransfield MT, Chaves PH, White WB, Oelsner EC. Discriminative Accuracy of FEV1:FVC Thresholds for COPD-Related Hospitalization and Mortality. *JAMA*. 2019;321(24):2438–47.
20. Kementerian Kesehatan Republik Indonesia. Angka Kecukupan Gizi yang Dianjurkan untuk Masyarakat Indonesia; 2019. [cited 2020 May 5]. Available from: <https://peraturan.bpk.go.id/Home/Details/138621/permenkes-no-28-tahun-2019>.
21. Ost C, De-Ridder KAA, Tafforeau J, Van-Oyen H. The added value of food frequency questionnaire (FFQ) information to estimate the usual food intake based on repeated 24-hour recalls. *Archives of Public Health*. 2017;75:46.
22. Lovell A, Bulloch R, Wall CR, Grant CC. Quality of food-frequency questionnaire validation studies in the dietary assessment of children aged 12 to 36 months: a systematic literature review. *Journal of Nutrition Science*. 2017;6:e16.
23. DeJonckheere M, Vaughn LM. Semistructured interviewing in primary care research: a balance of relationship and rigor. *Family Medicine and Community Health*. 2019;7(e000057):1–8.
24. Rupasinghe WS, Perera HTS, Wickramaratne N. A comprehensive review of dietary assessment methods in epidemiological research. *Journal of Public Health and Nutrition*. 2020;3(1):204–11.
25. Kodriati N, Hayati EN, Santosa A, Pursell L. Fatherhood and Smoking Problems in Indonesia: Exploration of Potential Protective Factors for Men Aged 18-49 Years from the United Nations Multi-Country Study on Men and Violence. *International Journal of Environmental Research and Public Health*. 2020;17(6965):1–11.

26. Norman K, Haß U, Pirllich M. Malnutrition in Older Adults-Recent Advances and Remaining Challenges. *Nutrients*. 2021;13(8):2764.
27. Boe DM, Boule LA, Kovacs EJ. Innate immune responses in the aging lung. *Clinical and Experimental Immunology*. 2017;187(1):16–25.
28. Budinger GRS, Kohanski RA, Gan W, Kobor MS, Amaral LA, Armanios M, Kelsey KT, Pardo A, Tudor R, Macian F, Chandel N, Vaughan D, Rojas M, Mora AL, Kovacs E, Duncan SR, Finkel T, Choi A, Eickelberg O, Chen D, Agustí A, Selman M, Balch WE, Busse P, Lin A, Morimoto R, Sznajder JI, Thannickal VJ. The Intersection of Aging Biology and the Pathobiology of Lung Diseases: A Joint NHLBI/NIA Workshop. *Journal of Gerontology*. 2017;72(11):1492–500.
29. Gawron-Skarbek A, Guligowska A, Prymont-Przyminska A, Godala M, Kolmaga A, Nowak D, Szatko F, Kostka T. Dietary Vitamin C, E, and β -Carotene Intake Does Not Significantly Affect Plasma or Salivary Antioxidant Indices and Salivary C-Reactive Protein in Older Subjects. *Nutrients*. 2017;9(7):729.
30. Fekete M, Csipó T, Fazekas-Pongor V, Fehér Á, Szarvas Z, Kaposvári C, Horváth K, Lehoczki A, Tarantini S, Varga JT. The Effectiveness of Supplementation with Key Vitamins, Minerals, Antioxidants and Specific Nutritional Supplements in COPD-A Review. *Nutrients*. 2023;15(12):2741.
31. Lorensia A, Suryadinata RV, Mahfidz IK. Effects of Dietary Antioxidant Intake on Lung Functions in Construction Workers in Surabaya. *KEMAS: Jurnal Kesehatan Masyarakat*. 2022;18(1):20-30.
32. Liu Z, Su Y, Chen Q, Xiao L, Zhao X, Wang F, Peng Z, and Zhang H. Association of Dietary intake of vitamin E with chronic obstructive pulmonary disease events in US adults: A cross-sectional study of NHANES 2013–2018. *Front. Nutrient*. 2023;10:1124648.
33. Wang S, Teng H, Zhang L, Wu L. Association between dietary antioxidant intakes and chronic respiratory diseases in adults. *World Allergy Organ Journal*. 2024;17(1):100851.
34. Gałazka-Czarnecka I, Korzeniewska E, Czarnecki A, Sójka M, Kielbasa P, Drózd T. Evaluation of Quality of Eggs from Hens Kept in Caged and Free-Range Systems Using Traditional Methods and Ultra-Weak Luminescence. *Applied Sciences*. 2019;9(2430):1–12.
35. Lorensia A, Wahyudi M, Mayzika NA. Effectiveness of Fish Oil Containing Omega-3 In Improving Symptoms And Lung Function In Asthma Outpatient In Surabaya, Indonesia. *International Journal Of Pharmaceutical Quality Assurance*. 2018;9(3):260–6.
36. Lorensia A, Wahyudi M, Yudianto A, Kurnia SED. Effect of illness perception on improving asthma symptoms with omega-3 fish oil therapy: Pre-post design. *Journal of Applied Pharmaceutical Science*. 2020;10(6):62–71.
37. Huang Z, Liu Y, Qi G, Brand D, Zheng G. Role of Vitamin A in the Immune System. *Journal of Clinical Medicine*. 2018;7(258):1–16.
38. Heruye SH, Nkenyi LNM, Singh NU, Yalzadeh D, Ngele KK, Njie-Mbye YF, Ohia SE, Opere CA. Current Trends in the Pharmacotherapy of Cataracts. *Pharmaceuticals (Basel)*. 2020;13(1):15.
39. Miano TF. Nutritional Value of Spinacia Oleracea Spinach Overview. *International Journal of Life Sciences and Review*. 2016;2(12):172–4.
40. Sah AK, Raj S, Khatik GL, Vyas M. Nutritional profile of spinach and its antioxidant and antidiabetic evaluation. *International Journal of Green Pharmacy*. 2017;11(3):192–7.
41. Pinnamaneni R. Nutritional and Medical Value of Papaya (*Carica papaya* Linn.). *World Journal of Pharmacy and Pharmaceutical Sciences*. 2017;6(8):2559–78.
42. Panda AK, Bhuyan G, Dattatray D, Rao MM. Phyto extracts of *Carica papaya* and *Tinospora cordifolia* can correct thrombocytopenia in alcoholic decompensate liver cirrhosis: Case Series. *Journal of Ayurveda and Integrated Medical Science*. 2018;3(1):99–101.

43. Mertens E, Kuijsten A, Geleijnse JM, Boshuizen HC, Feskens EJM, Veer PV. FFQ versus repeated 24-hour recalls for estimating diet-related environmental impact. *Nutrition Journal*. 2019;18(2):1–12.
44. Wark PA, Hardie LJ, Frost GS, Alwan NA, Carter M, Elliott P, Ford HE, Hancock N, Morris MA, Mulla UZ, Noorwali EA, Petropoulou K, Murphy D, Potter GDM, Riboli E, Greenwood DC, Cade JE. Validity of an online 24-h recall tool (myfood24) for dietary assessment in population studies: comparison with biomarkers and standard interviews. *BMC Medicine*. 2018;16(136):1–14.