



Research Article

ISSN : 0975-7384
CODEN(USA) : JCPRC5

The optimization of biopolyol synthesis from liquefaction of rice straw using response surface method

Edy Purwanto*, Joko Sutrisno, Rakhel Apriliana and Kevin Monthiego Horax

Department of Chemical Engineering, University of Surabaya, Raya Kalirungkut, Surabaya, Indonesia

ABSTRACT

Polyol has been widely used as a raw material for polyurethane production which has many applications in daily life such as foam synthesis, thermoset, thermoplastic and coating materials. In general, polyol derived from petroleum based product. As the limiting amount of polyol derived from petroleum and the demand of polyol is increasing, effort is needed to find out alternative raw materials in particular potential feedstock comes from agricultural waste. However, there are limited studies focused on the use of rice straw as material for synthesis of biopolyol. Rice straw is very potential raw material for synthesis of biopolyol as it contains lignocellulose hence through liquefaction process will produce biopolyol. Response surface method was performed to determine the optimal operating condition for the liquefaction process of rice straw indicated by high content of hydroxyl group. The effect of key independent variables of liquefaction temperature, reaction time, concentration of biomass and catalyst on the hydroxyl value of product was quantified. The liquefaction process was performed in a batch reactor equipped with thermometer and reflux condenser using glycerol as a solvent and reactant. A central composite design with four independent variables and one response function was applied to determine the influence of independent variables. The concentration of biomass and acid catalyst has significant effect on the hydroxyl value of biopolyol product. The hydroxyl value is a linear function of biomass and catalyst concentration. The optimal operating condition was achieved at a temperature of 60°C, reaction time of 60 minutes, 3% of biomass concentration and 0.5% of acid catalyst concentration. The viscosities of biopolyol obtained are in the range of 217.5 – 727.5 cP.

Keywords: Biopolyol; Liquefaction; Hydroxyl value; Rice straw

INTRODUCTION

Indonesia is a tropical country with high amount of natural resources for sustainability of human being in particular agricultural sector. As a result, this sector becomes the main commodity for work and job for local community. The need of local community for food has been fulfilled by agricultural sector as a result of the increasing number of food plant production each year. However, the increasing of productivity in agriculture has resulted in a huge amount of side product agricultural waste. Rice straw is one of agricultural waste product with total number about 20 million tons per year in Indonesia. Therefore, effort is needed to convert agricultural waste product to be valuable product with various benefit for daily life.

So far, rice straw is burnt to reduce the waste but this method cause environmental problems in terms of air pollution. Waste of rice straw contains cellulose (38.48%), hemicellulose (20.51%), acid-insoluble lignin (6.42%) and ash (12.47%) [1]. Polyol has been widely used as a raw material for polyurethane production which has many applications in daily life such as foam synthesis, thermoset, thermoplastic and coating materials [2-3]. In general, polyol derived from petroleum based product. As the limiting amount of polyol derived from petroleum and the demand of polyol is increasing, effort is needed to find out alternative raw materials in particular potential feedstock comes from agricultural waste. There are some researches has utilized various bioresources through liquefaction

process using appropriate solvents for the production of polyurethane and foams [4-8]. However, there are limited studies focused on the use of rice straw as feedstock for synthesis of biopolyol. Rice straw is very potential raw material for synthesis of biopolyol as it contains lignocellulose hence through liquefaction process will produce biopolyol.

Response surface method provides an efficient experimental design to study the influence of independent variables to obtain the optimal condition [9]. Furthermore, response surface method has additional benefits such as it allows determination of interaction effects between variables [10] and saves times as a reduced number of experiments are required [11].

The purpose of this research is to study the influence of independent variables (liquefaction temperature, reaction time, concentration of biomass and catalyst) on hydroxyl value (output variable) and to determine the optimal operating condition for liquefaction of biopolyol from rice straw.

EXPERIMENTAL SECTION

Materials

Materials used in this research were rice straw waste from Surabaya (size 40 mesh), glycerol (technical grade), sulfuric acid 96% as catalyst, sodium hydroxide (technical grade) and magnesium sulfate anhydrous.

Methods

Pre-treatment of Rice Straw

Rice straw was dried under sun rice then cut and mashed to reduce the size to obtain size of 40 mesh rice straw powder.

Liquefaction Process

A mixture of rice straw powder, sulfuric acid catalyst, and glycerol was added into glass reactor equipped with reflux condenser, stirrer and thermometer. The reactor was immersed into oil bath to maintain the reaction temperature. The concentration of biomass and catalyst was varied based on experimental design. Reaction was run at several isothermal conditions and several reaction times. The reaction product was then cooled at room temperature before sodium hydroxide was added to neutralize sulfuric acid in the mixture. The reaction product was then filtered to separate the liquid phase from the solid phase. Following this, magnesium sulfate anhydrous was added to reduce the water content then filtered. The final biopolyol liquid product was then analyzed in terms of hydroxyl value and viscosities.

Experimental Design

Full factorial Central Composite Design (CCD) was used to determine the total number of experiments applying the equation $2^k + 2k + n_0$ [11] where 2^k is factorial design, $2k$ is star point, k is total number of independent variables, and n_0 is total number of replication at central point.

This research focused on the effect of four independent variables liquefaction temperature (X_1), reaction time (X_2), concentration of biomass (X_3), and concentration of catalyst (X_4) on response variable of hydroxyl value of biopolyol product. The central value of independent variables was used is liquefaction temperature 80°C; reaction time 120 minutes; concentration of biomass of 5%; and sulfuric acid catalyst concentration of 1.5%. Four independent variables were studied and optimized in the form of coded value X_1, X_2, X_3 , and X_4 at five levels (-2, -1, 0, 1, 2) using equation:

$$X_i = \frac{x_i - x_0}{\Delta x_i}$$

where X_i is coded value of independent variable, x_i is real value of independent variable, x_0 is real value of independent variable at central point, and Δx_i is interval. The distribution of coded values X_1, X_2, X_3 , and X_4 as described in Table 1.

Table 1. Range and Level Variables

Variables	Coded value	Range dan levels				
		-2	-1	0	1	2
Liquefaction temperature(°C)	X_1	60	70	80	90	100
Reaction time (minutes)	X_2	60	90	120	150	180
Concentration of biomass (%)	X_3	3	4	5	6	7
Concentration of catalyst (%)	X_4	0.5	1.0	1.5	2.0	2.5

RESULTS AND DISCUSSION

Statistical Analysis

A second order polynomial model was performed to fit the experimental data presented in Table 2 using the equation below:

$$Y_1 = \beta_0 + \beta_1 X_1 + \beta_2 X_2 + \beta_3 X_3 + \beta_4 X_4 + \beta_{11} X_1^2 + \beta_{22} X_2^2 + \beta_{33} X_3^2 + \beta_{44} X_4^2 + \beta_{12} X_1 X_2 + \beta_{13} X_1 X_3 + \beta_{14} X_1 X_4 + \beta_{23} X_2 X_3 + \beta_{24} X_2 X_4 + \beta_{34} X_3 X_4$$

where Y_1 is the response, β_0 is constant; $\beta_1, \beta_2, \beta_3, \beta_4$ represent linear coefficients; $\beta_{11}, \beta_{22}, \beta_{33}, \beta_{44}$ are the quadratic coefficients; $\beta_{12}, \beta_{13}, \beta_{14}, \beta_{23}, \beta_{24}, \beta_{34}$ are interaction coefficients.

The correlation of the response Y_1 to coded value was estimated by multiple linear regressions. The regression coefficients are presented in Table 3. The experimental data from the central composite design was fitted with second order polynomial model by performing multiple linear regressions. The correlation between hydroxyl value of biopolyol and four input variables (liquefaction temperature, reaction time, concentration of biomass and catalyst) in coded unit after applying of response surface method can be represented by the equation:

$$Y_1 = 587.09 - 11.88X_1 - 9.55X_2 - 14.53X_3 - 22.40X_4 + 4.07X_1^2 + 1.77X_2^2 - 3.37X_3^2 - 0.59X_4^2 + 18.58X_1X_2 + 4.98X_1X_3 - 8.24X_1X_4 + 3.20X_2X_3 + 9.27X_2X_4 + 10.55X_3X_4$$

Table 2. CCD and Response Variable

Run	Temperature (X ₁) (°C)	Reaction time (X ₂) (minutes)	Concentration of Biomass (X ₃) (%)	Concentration of Catalyst (X ₄) (%)	Hydroxyl value (Y ₁) (mg KOH/g sample)
1	80(0)	120(0)	5(0)	0.5(-2)	607.26
2	90(1)	90(-1)	6(1)	2(1)	548.83
3	80(0)	120(0)	5(0)	2.5(2)	567.80
4	90(1)	150(1)	4(-1)	1(-1)	641.09
5	70(-1)	90(-1)	6(1)	1(-1)	625.33
6	60(-2)	120(0)	5(0)	1.5(0)	632.70
7	70(-1)	90(-1)	4(-1)	1(-1)	718.77
8	80(0)	120(0)	3(-2)	1.5(0)	592.08
9	80(0)	120(0)	7(2)	1.5(0)	560.72
10	70(-1)	150(1)	6(1)	1(-1)	554.72
11	80(0)	180(2)	5(0)	1.5(0)	598.14
12	70(-1)	150(1)	6(1)	2(1)	548.82
13	90(1)	150(1)	6(1)	2(1)	533.91
14	90(1)	90(-1)	4(-1)	2(1)	524.45
15	80(0)	120(0)	5(0)	1.5(0)	547.28
16	70(-1)	90(-1)	4(-1)	2(1)	609.00
17	80(0)	120(0)	5(0)	1.5(0)	589.52
18	70(-1)	90(-1)	6(1)	2(1)	574.77
19	70(-1)	150(1)	4(-1)	1(-1)	577.95
20	80(0)	120(0)	5(0)	1.5(0)	564.97
21	80(0)	120(0)	5(0)	1.5(0)	590.27
22	90(1)	90(-1)	4(-1)	1(-1)	640.89
23	80(0)	120(0)	5(0)	1.5(0)	605.24
24	90(1)	150(1)	6(1)	1(-1)	595.68
25	70(-1)	150(1)	4(-1)	2(1)	580.74
26	90(1)	90(-1)	6(1)	1(-1)	575.55
27	90(10)	150(1)	4(-1)	2(1)	550.75
28	100(2)	120(0)	5(0)	1.5(0)	579.59
29	80(0)	120(0)	5(0)	1.5(0)	557.16
30	80(0)	60(-2)	5(0)	1.5(0)	595.80
31	80(0)	120(0)	5(0)	1.5(0)	655.20

Table 3. Significance of regression Coefficients for Y_1

	Coefficients	t statistics	p-value
Intercept	587.09	50.175	0.000
X_1	-11.88	-1.880	0.078
X_2	-9.55	-1.512	0.150
X_3	-14.53	-2.300	0.035 ^{*)}
X_4	-22.40	-3.545	0.003 ^{*)}
X_1^2	4.07	0.702	0.493
X_2^2	1.77	0.306	0.763
X_3^2	-3.37	-0.582	0.569
X_4^2	-0.59	-0.101	0.920
X_1X_2	18.58	2.401	0.029 ^{*)}
X_1X_3	4.98	0.643	0.529
X_1X_4	-8.24	-1.065	0.303
X_2X_3	3.20	0.414	0.685
X_2X_4	9.27	1.197	0.249
X_3X_4	10.55	1.363	0.192

^{*)}Significant at 5% (<0.05)

The result indicated that biomass and acid catalyst concentration have significant effect on the hydroxyl value of biopolyol from liquefaction of rice straw (significant at $p < 0.05$). The hydroxyl value is linear function of biomass and acid catalyst concentration. Furthermore, the interaction of variables (liquefaction temperature and reaction time) has significant effect on the hydroxyl value of biopolyol ($p < 0.05$).

The Influence of Temperature on Hydroxyl Value of Biopolyol

Temperature has different effect when the liquefaction process was run at different reaction time. As can be seen from Figure 1, the hydroxyl value of biopolyol decreased from about 720 to 550 mg KOH/ g sample with the increasing of reaction temperature from 60°C to 100°C at lower reaction time (60 min). In contrast to this, at higher reaction time (180 min) the hydroxyl value of biopolyol increased with the rise of liquefaction temperature.

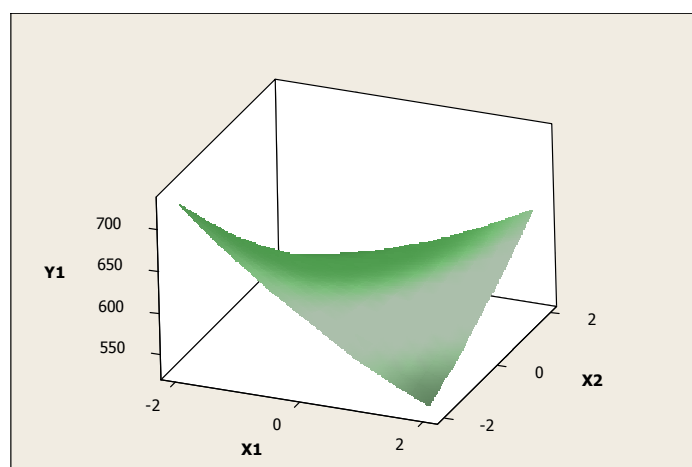
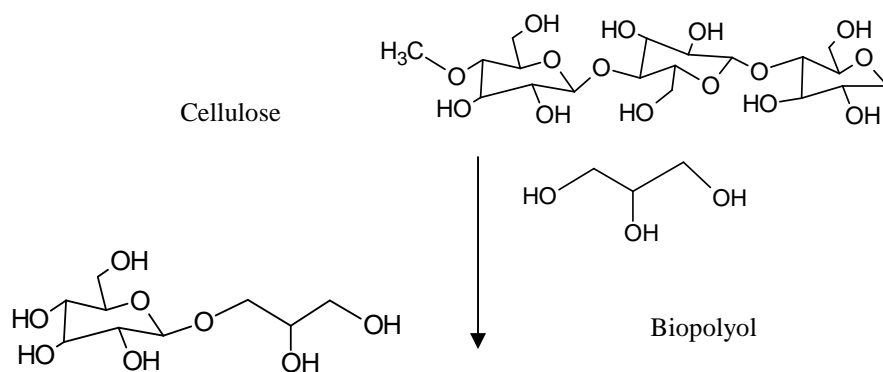


Figure 1. Temperature and reaction time vs hydroxyl value

Another figure indicated that temperature has a negative effect on the hydroxyl value of biopolyol product according to Figure 2 for all biomass concentration. The hydroxyl value of biopolyol dropped from 660 to 560 mg KOH/g sample for higher reaction temperature. It can be explained that biopolyol is a chemical compound contains hydroxyl groups from lignocellulose biomass. Through the liquefaction process, solvolysis and hydroalkylation reaction occurred. At first stage, cellulose materials will be degraded by glycerol to produce biopolyol according to the following solvolysis reaction mechanism:



At higher reaction time and temperature, biopolyol can be degraded to produce side reaction product called levulinic acid through hydroalkylation reaction hence biopolyol with lower hydroxyl value resulted [12]. Research by Celigbak *et al.* (2011) have also reported similar behavior for the liquefaction of bio-oil from loblolly pine [13].

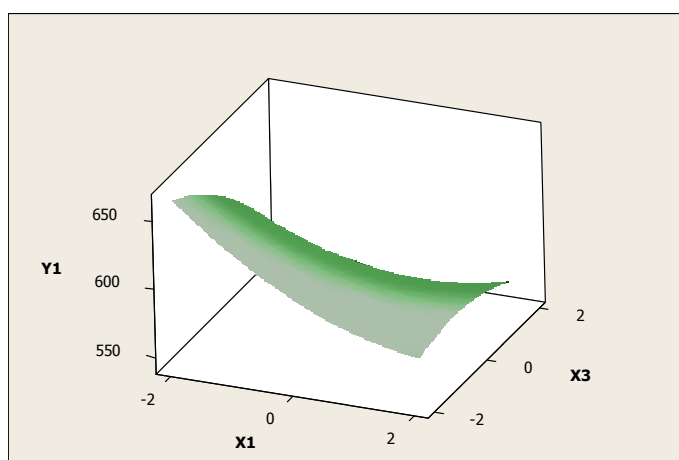


Figure 2. Temperature and biomass concentration vs hydroxyl value

Another important finding is the liquefaction temperature has no effect on the hydroxyl value of polyol indicated by the hydroxyl value remained the same at 640 mg KOH/g sample when the liquefaction was run at lower acid catalyst concentration of 0.5%. In contrast, liquefaction temperature has significant effect if the liquefaction was conducted at higher 2.5 % of catalyst concentration resulted in the hydroxyl value dropped from 650 to about 500 mg KOH/g sample.

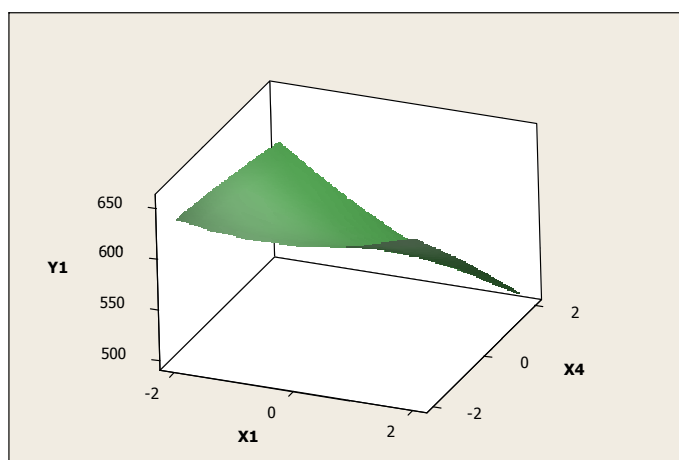


Figure 3. Temperature and catalyst concentration vs hydroxyl value

The Influence of Reaction Time on Hydroxyl Value of Biopolyol

The result illustrated that reaction time has a negative effect on the hydroxyl value of biopolyol product (Figure 4). This because higher reaction time will result in undesired product of levulinic acid hence lower hydroxyl value of biopolyol product obtained [12]. This result is occurred at all range of biomass concentration (3% to 7% biomass concentration). To prove the formation of hydroxyl groups from the conversion of lignocellulose biomass of rice straw, a FTIR analysis was performed. Figure 6 showed the profile of FTIR analysis of biopolyol obtained from liquefaction process.

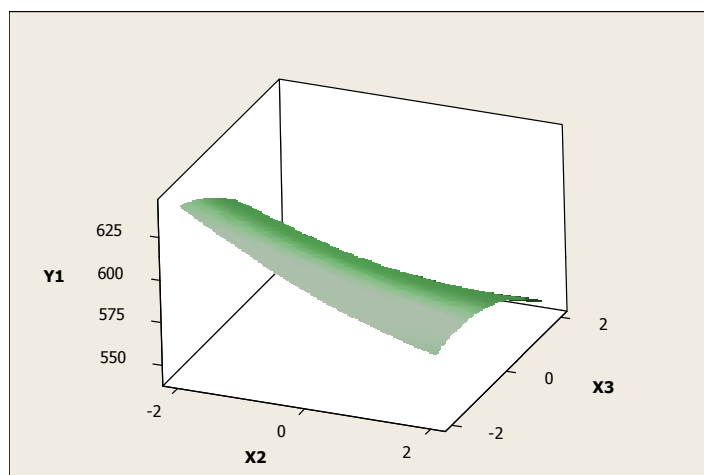


Figure 4. Reaction time and biomass concentration vs hydroxyl value

Reaction time has different effect on the hydroxyl value of biopolyol for different acid catalyst concentration. At lower catalyst concentration (0.5%), temperature has a negative effect on hydroxyl value decreased from 700 to 570 mg KOH/g sample. Different effect shown if the liquefaction was run at higher catalyst concentration (2.5%) resulted in the hydroxyl value remained constant at 570 mg KOH/g sample (Figure 5).

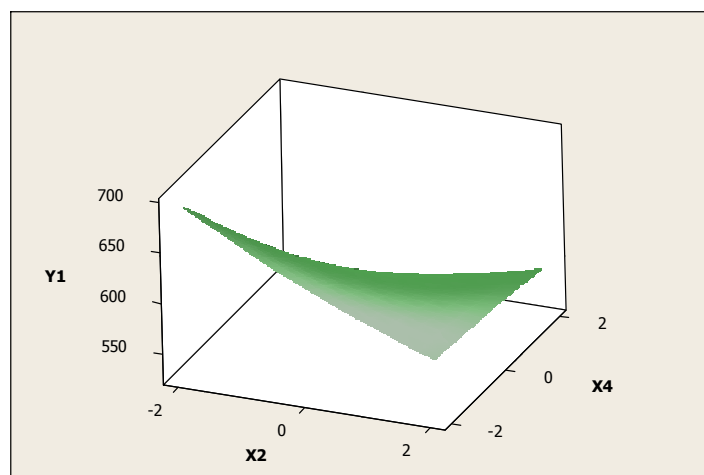


Figure 5. Reaction time and catalyst concentration vs hydroxyl value

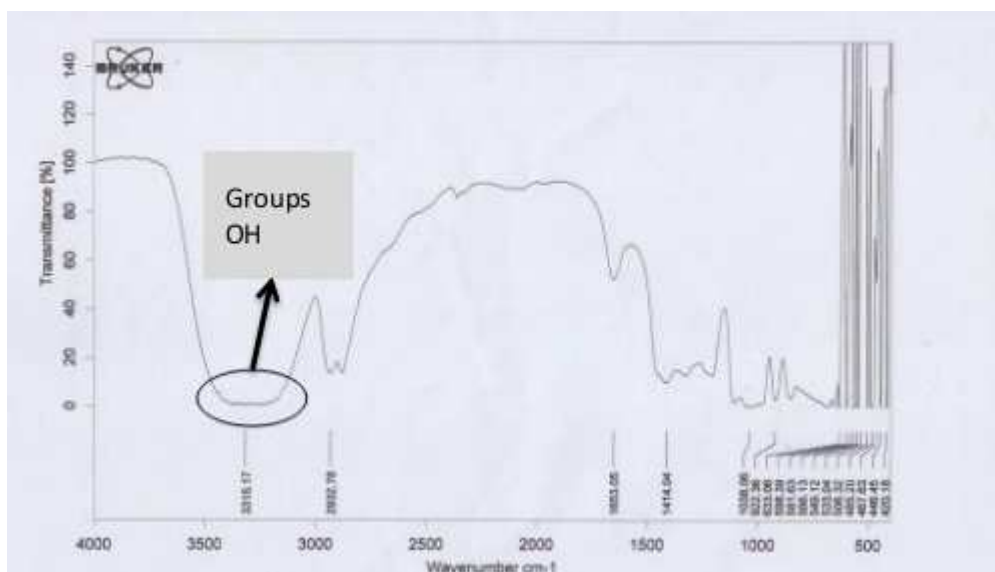


Figure 6. FTIR spectra of biopolyol

The Influence of Biomass and Catalyst Concentration on Hydroxyl Value of Biopolyol

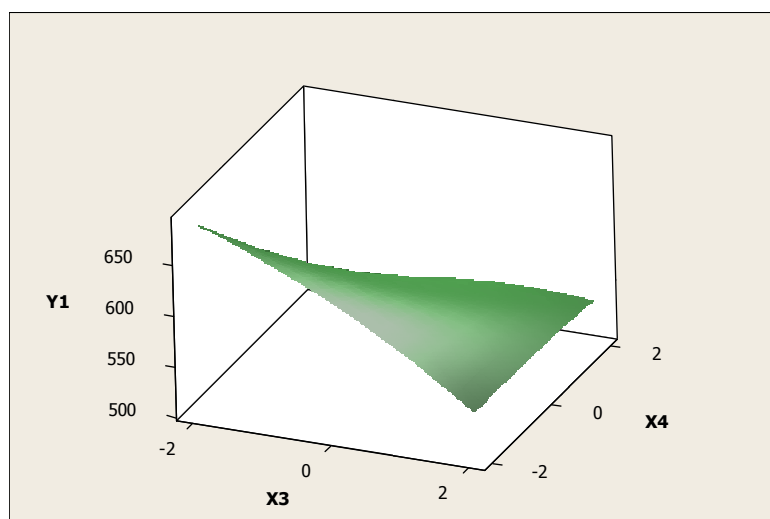


Figure 7. Biomass and catalyst concentration vs hydroxyl value

As illustrated in Figure 7, the hydroxyl value of biopolyol decreased slightly with the increasing amount of biomass concentration for the use of 0.5% acid catalyst concentration. However, at higher acid catalyst concentration (2.5%) the result shown different trend and indicated no effect of the increasing amount of biomass concentration on hydroxyl value accounted for about 550 mg KOH/g sample biopolyol produced. Similar trend has shown by the effect of catalyst concentration on the hydroxyl value of biopolyol product. At lower biomass concentration (3%), the hydroxyl value of biopolyol decreased with the increasing amount of catalyst concentration whereas the hydroxyl value of biopolyol remained the same with the rise of catalyst concentration at higher biomass concentration (7%) as shown in Figure 7. The viscosities of biopolyol obtained in this research were in the range 217.5 – 727.5 cP.

The Optimization of Polyol Synthesis from Liquefaction of Rice Straw

The optimal operating condition for synthesis of biopolyol was indicated by high number of the hydroxyl value. The optimal condition achieved at liquefaction temperature of 60°C, reaction time 60 minutes, biomass concentration 3%, and acid catalyst concentration 0.5% and the hydroxyl value possibly achieved with value 864.71 mg KOH/g sample.

CONCLUSION

This study indicated that biopolyol could be obtained from the liquefaction of rice straw using glycerol as a solvent and reactant and four independent variables have different effect on the hydroxyl value of biopolyol. Biomass and acid catalyst concentration have significant negative effect on the hydroxyl value. Liquefaction temperature and reaction time have different effects depend on the level of other independent variables. The optimal operating condition obtained at a liquefaction temperature of 60°C, reaction time 60 minutes, biomass concentration 3% and acid catalyst concentration of 0.5%.

REFERENCES

- [1] L Liang; Z Mao; Y Li, C Wan; T Wang; L Zhang; L Zhang. *Bioresources*, **2006**,1, 1-9.
- [2] G Lligadas; JC Ronda; M Galia; V Cadiz. *Biomacromolecules*, **2006**, 7, 2420-2426.
- [3] D Wang; G Zhang; Y Zhang; Y Gao; Y Zhao; C Zhou, C; Q Zhang; X Wang. *Journal of Applied Polymer Science*, **2009**, 103,417-424.
- [4] YP Wei; F Cheng; HP Li; JG Yu. *Journal of Applied Polymer Science*, **2004**, 92, 351-356.
- [5] WJ Lee; MS Lin. *Journal of Applied Polymer Science*, **2008**, 109, 23-31.
- [6] TP Wang; LH Zhang, D Li; J Yin; S Wu; ZH Mao. *Bioresource technology*, **2008**, 99, 2265-2268.
- [7] FG Chen; ZM Lu; ZH Mao. *Journal of Applied Polymer Science*, **2009**, 111, 508-516.
- [8] J Yip; M Chen; YS Szeto; S Yan. *Bioresources Technology*, **2009**, 100, 6674-6678.
- [9] DC Montgomery. Design and analysis of experiments, 6th edition, John Wiley & Sons, Inc, **2005**.
- [10] J Wang; W Wan. *International Journal of Hydrogen Energy*, **2008**, 33, 6976-6984.
- [11] KK Doddapaneni; R Tatineni; R Potumarthi; LN Mangamoori. *Journal of Chemical Technology and Biotechnology*, **2007**, 82, 721-729.
- [12] T Yamada; H Ono. *Journal of Wood Science*, **2001**, 47, 458-464.
- [13] Y Celikbag; BK Via; S Adhikari; Y Wu. *Bioresource Technology*, **2014**, 169, 808-811.



(ISSN : 0975 7384)

Journal of Chemical and Pharmaceutical Research

An International Peer Reviewed Journal of
Chemical and Pharmaceutical Sciences



Lihat halaman ini dalam bahasa: [Indonesia](#)[Terjemahkan](#)

Matikan untuk: Inggris

Opsi ▼

Journal of Chemical and Pharmaceutical Research (ISSN : 0975-7384)

Reach Us   +44 1625708989

All submissions of the EM system will be redirected to **Online Manuscript Submission System**. Authors are requested to submit articles directly to **Online Manuscript Submission System** (<https://www.scholarscentral.org/submissions/chemical-pharmaceutical-research.html>) of respective journal.

Editorial Board

Editor-in-Chief

Dr. Franck Duong van Hoa, Department of Pharmacy & Pharmaceutical Sciences, University of Alberta, Edmonton, Canada

Dr. Chengyuan Liang, Department of Pharmacy, Shaanxi University of Science & Technology, Xi' an, Shaanxi, P. R. China

Editorial Board

Dr. William N Setzer, University of Alabama in Huntsville, Huntsville, USA

Dr. Shaaban K Mohamed, Manchester Metropolitan University, Manchester, UK

Dr Shaili Aggarwal, Department of Pharmacology & Physiology, Drexel University College of Medicine Philadelphia, PA, USA

Dr. Kiran Vangara, Insys Therapeutics. Inc., Chandler, AZ, USA

Dr. Abdelkader Zarrouk, Laboratory of Applied Chemistry & Environment Department of Chemistry, Faculty of Science, University Mohammed Premier, Oujda, Morocco

Dr. Vijay Gottumukkala, Eckert & Ziegler Eurotope GMBH, Hopkinton, MA, USA

Dr. Abhijit Ghosh, Brigham Young University, UT, USA

Dr. Srinivas Nammi, University of Canberra, Australia

Dr. Vamsidhar Akurathi, Division of Nuclear Medicine and Molecular Imaging, Boston Children's Hospital/Harvard Medical School, Boston, MA, USA

Dr. Tanay Kesharwani, New Link Genetics, Ames, IA, USA

Dr. Zhi-Zhong Wang, Ningxia Medical University, Yinchuan, Ningxia, P R China

Dr. Soumik Biswas, Department of Chemistry, Texas A & M University, TX

Dr. Wael Ahmad Abu Dayyih, Department of Pharmaceutical Medicinal Chemistry and Pharmacognosy, Faculty of

Leave a message



Science, Petra University, Amman, Jordan

Dr. Mahesh Bhide, Coldstream Labs, Kentucky, USA

Dr. Shivanand Puthli, Tris Pharma Inc., NJ, USA

Dr. Sidney Augusto Vieira Filho, Universidade Federal de Ouro Preto, Ouro Preto, MG, Brazil

Dr. Vibha Yadav, Division of Microbiology, Tulane National Primate Research Center, Covington, LA, USA

Dr. Ahmad F. EL Shahaby, Biotechnology and Genetic Engineering Unit, College of Medicine, Taif University, KSA

Reach Us   +44 1625708989

Dr. S A Abubshait, University of Damam, Saudia Arabia

G Aranovich, Johns Hopkins University, Baltimore, Maryland, USA

Dr. Hua-Jun Luo, College of Biological and Pharmaceutical Science, China Three Gorges University, Yichang, Hubei province, P. R. China

Dr. Jackson Roberto Guedes da Silva Almeida, Universidade Federal do Vale do SãŁo Francisco, Petrolina, Pernambuco, Brazil

Dr. Manoj P Dandekar, McGovern Medical School, The University of Texas Health Science Center at Houston, Texas

Dr. Nora H Al-Shaalan, Princess Nora Bint Abdul Rahman University, Riyadh, Saudi Arabia

Dr. Inna Razdorskaya, Department of Management and Economics of Pharmacy, Kursk State Medical University, Russia

Dr. Ahmed O Alnajjar, King Faisal University, Saudi Arabia

Dr. Waleed M Sweileh, An-Najah National University, Nablus, Palestine

Dr. Mahmoud Salman, Taif University, Taif, Kingdom of Saudi Arabia

Dr. G Aranovich, Johns Hopkins University, Baltimore, Maryland, USA

Dr. Jin Quan Wang, Institute of Bioengineering and Nanotechnology, Singapore

Dr. Lucas V B Hoelz, Cidade UniversitÁria, Ilha do FundÃŁo, Rio de Janeiro, RJ, Brazil

Dr. Safwan Fraihat, Department of Chemistry, Faculty of Science, University of Jordan, Jordan

Dr. Dafeng Chu, Department of Pharmaceutical Sciences, School of Pharmacy, Washington State University, Washington

Dr. Dachriyanus, Faculty of Pharmacy, Andalas University, Kampus Limau Manis, Padang, West Sumatra, Indonesia

Dr. Makky E A, University Malaysia Pahang, Kuantan, Pahang, Malaysia

Dr. Jackson Roberto Guedes da Silva Almeida, Universidade Federal do Vale do SãŁo Francisco, Petrolina, Pernambuco, Brazil

Dr. Hany A. Omar, Department of Pharmacology, College of Pharmacy, University of Sharjah, UAE

Dr. Omar B Ibrahim, Taif University, Taif, Kingdom of Saudi Arabia

Dr. Nurul Aili Zakaria, Universiti Sains Malaysia, Pulau Pinang, Malaysia

Dr. Mohamed Salama, Faculty of Pharmacy UiTM(Universiti Teknologi Mara), Campus Puncak, Alam, Selangor, Malaysia

Dr. Asep Sukohar, Medical Faculty, Lampung University, Indonesia

Dr. Hanan M Al-Youssef, King Saud University, Riyadh, Saudi Arabia

Dr. Ho Soon Min, Faculty of Applied Sciences, INTI International University, Persiaran Perdana BBN, Putra Nilai, Nilai, Negeri Sembilan, Malaysia

Dr. Alaa E. Ali, Head of Chemistry Department, Faculty of Science, Damanhour University, Damanhour, Egypt

Leave a message 

Dr. Uhood J AL- Hamdani, University of Basrah, Basrah, Iraq

Dr. Tariq K. Almog, Tripoli University, Tripoli, Libya

Dr. Tarik Chaouche, Tlemcen University, Tlemcen, Algeria

Dr. Aleksandra N Pavlovi?, University of Ni?, Ni?, Serbia

Dr. Ali H. Al-Mowali, University of Basrah, Basrah, Iraq

Reach Us   +44 1625708989

Dr. Y A El-Badry, Ain Shams University, Cairo, Egypt

Dr. Alireza Garjani, Tabriz University of Medical Sciences, Tabriz, Iran

Dr. Akmal Shawky Gaballa, Faculty of Specific Education, Zagazig University, Zagazig, Egypt

Dr. Adel Kamel Madbouly Ramadan, Faculty of Science University of Ain Shams Cairo, Egypt

Dr. Aman Dekebo, Adama Science and Technology University, Adama

Dr. Amer E A, Cairo University, Egypt

Dr. Soad A Yehia, Cairo University, Cairo, Egypt

Dr. Atul Kumar Singh, CRNTS, IIT Bombay, Bombay, India

Dr. AytaÅ§ GÃ¼der, Giresun University, Turkey

Dr. B Boumoud, UniversitÃ© Mentouri de Constantine, Constantine, AlgÃ©rie

Dr. B M Rao, Johnson & Johnson Ltd, Mumbai, India

Dr. Shameema Oottikka,

Dr. B S Bhoop, UIPS, Punjab University, Chandigarh, India

Dr. Bachir Benarba, Department of Biology, University of Mascara, Algeria

Dr. Brian Henriksena, Creighton University, Omaha, NE

Dr. C Venkata Rao, Sri Venkateswara University, Tirupati, India

Dr. Seyed Mehdi Talebi, Shahid Beheshti University, Iran

Dr. C. Jayakumar, Department of Chemical Engineering, A. C. Technology, Anna University, Chennai, India

Dr. C. Sampath, Department of Chemistry, Kwa Dlangezwa, KwaZulu-Natal, University of Zululand, South Africa

Dr. Salem Ashoor, University of Misurata, Libya

Dr. Camilia G Michel, Cairo University, Cairo, Egypt

Dr. S S Sisodia, B N College of Pharmacy, Udaipur, India

Dr. S P Tripathi, Poorvanchal University, Jaunpur, India

Dr. Chinyere Okwelogu, University of Lagos, Nigeria

Dr. S N Meyyanathan, J S S College of Pharmacy, Ooty, India

Dr. Chukwuemeka P C Azubuiké, University of Lagos, Lagos, Nigeria

Dr. S Lucangioli, Consejo Nacional de Investigaciones Científicas y Tecnológicas, Argentina

Dr. Chukwuma O Agubata, University of Nigeria, Nsukka

Dr. Clement Jackson, University of Uyo, Uyo, Akwa Ibom, Nigeria

Dr. Reza Tayebé, Sabzevar Tarbiat Moallem University, Sabzevar, Iran

Leave a message 

Dr. Craig A Obafemi, Obafemi Awolowo University, Ile-ife, Osun, Nigeria

Dr. Prem Raj, Lucknow University, Lucknow, India

Dr. D J Sen, Shri Sarvajani Pharmacy College, HN Gujarat University, Mehsana, India

Dr. Prem Prakash Solanki, Banaras Hindu University, Varanasi, India

Dr. D S Ashilenje, Moi University, Eldoret, Kenya,

Dr. D S Salomã© Kpoviessi, University of Abomey-Calavi, LaCOPS, Cotonou, Benin

Reach Us   +44 1625708989

Dr. PF Uzor, University of Nigeria, Nsukka, Enugu State, Nigeria

Dr. Pauline Mounjouenpou, Institut de Recherche Agricole pour le Dã©veloppement, Yaoundã©, Cameroun

Dr. Demiana I Nesseem, National Organization for Drug Control and Research, Cairo, Egypt

Dr. Paul C. Chikezie, Department of Biochemistry, Imo State University, Owerri, Imo State, Nigeria

Dr. Dewan Taslima Akhter, Stamford University Bangladesh, Dhaka, Bangladesh

Dr. Patricia A Onocha, University of Ibadan, Nigeria

Dr. Dilipkumar Pal, Bilashpur Institute of Pharmaceutical Sciences, Guru Ghasidas Viswavidyalaya, Koni, Bilashpur

Dr. E J Koranteng-Addo, University of Cape Coast, Cape Coast, Ghana

Dr. P. Selvarajan, Department of Physics, Aditanar College of Arts and Science, Tiruchendur, Tamilnadu

Dr. Edebi N Vaikosen, Niger Delta University, Wilberforce Island, Nigeria

Dr. P Sumanatrakul, Prince of Songkla University, Songkhla, Thailand

Dr. Elsayed T. Helmy, Chemistry Department, Faculty of Science, Mansoura University, Egypt

Dr. F M AL-Jabri, Basrah University, Basrah, Iraq

Dr. P M Kanyonga, Pãle de Compã©tences Pharmacochimie, Facultã© des Sciences-Agdal, Ibn Battouta, Rabat-Maroc

Dr. Gabriel O Egharevba, Obafemi Awolowo University, Ile-ife, Osun State, Nigeria

Dr. P C Sharma, Kurukshetra University, Kurukshetra, India

Dr. Galal H Said, Ain-Shams University, Egypt

Dr. H M Hassan, Al-Azhar University, Nasr City, Cairo, Egypt

Dr. Ola I. A. Salem, Pharm Organic Chemistry Department, Faculty of Pharmacy, Assiut University, Assiut, Egypt

Dr. Haddad Boumediene, Department of Chemistry, Synthesis and Catalysis Laboratory LSCT, Tiaret University, Tiaret, Algeria

Dr. Hanaa H. Ahmed, Head of Hormones Department, Medical Research Division, National Research Centre, Egypt

Dr. Okan Ãzkaya, Ãukurova Ãniversitesi, Ziraat Fakã¼ltesi Bahãe Bitkileri Bã¼lã¼mã¼, Balcalı Adana

Dr. O R Omobuwajo, Niger Delta University, Wilberforce Island, Nigeria

Dr. Hao Wu, NGM Biopharmaceuticals Inc., 630 Gateway Blvd., South San Francisco, CA

Dr. Hari Kishore Annavarapu, University of Texas Southwestern Medical Center, Dallas, Texas,

Dr. Hassan Ahmadvand, Dept. of Biochemistry, School of Medicine, Lorestan University of Medical Sciences, Khoram Abad, Iran

Dr. Hassan Ali Zamani, Quchan Branch, Islamic Azad University, Quchan, Iran

Dr. Nesreen Nadhum Majeed, Basra University, Basra, Iraq

Dr. Neeta Bai Sharma, Faculty of Biotechnology & Biosciences, Lovely Professional University (LPU), Phagwara

Leave a message 

Dr. Neeta Raj Sharma, Faculty of Biotechnology & Biosciences, Lovely Professional University (LPU), Phagwara, Punjab, India

Dr. Houda Bouchafra, Laboratory of Organic Chemistry Application, Faculty of Sciences and Techniques, FES University Sidi Mohammed Ibn Abdillah, FES, Morocco

Dr. Nasr H El-Hammamy, Alexandria University, Alexandria, Egypt

Dr. Najj A Abood, Basrah University, Basrah, Iraq

Reach Us   +44 1625708989

Dr. N. Vijayakumar, Department of Biochemistry and Biotechnology, Annamalai University, India

Dr. Murlidhar P. Wadekar, Department of Chemistry, Govt. Vidarbha Institute of Science & Humanities, Amravati, India

Munther Abdul-Jaleel Mohammed-Ali, Basra University, Basra, Iraq

Dr. Mubo A Sonibare, University of Ibadan, Ibadan Nigeria

Dr. Ikotun Adebomi Ayodeji, Bowen University, Iwo, Osun State, Nigeria

Dr. Moynul Hasan, Dhaka International University, Banani, Dhaka, Bangladesh

Dr. Mohammed Y S Abary, Cairo University, Egypt

Dr. J K Koka, University of Cape Coast, Ghana

Dr. J K Tufuor, University of Cape Coast, Cape Coast, Ghana

Dr. Youssef Ramli, Faculty of Medicine and Pharmacy, Mohammed V University- Rabat, Morocco

Dr. J P K, Adotey, University of Cape Coast, Ghana

Dr. Mohammed Rahmatullah, Faculty of Life Sciences, University of Development Alternative, Dhanmondi, Dhaka, Bangladesh

Dr. Mohammed Abdelwahab Abdelgawad, Department of Pharmaceutical Organic Chemistry, Faculty of Pharmacy, Beni Suef University, Beni Suef, Egypt

Dr. Jinghua Duan, Department of Pharmaceutics, School of Pharmacy, University of Washington, Seattle, WA, USA

Dr. Jitendra Ramteke, Department of Physics, SMMC, Nagpur, India

Dr. Julianeli Tolentino de Lima, Universidade Federal do Vale do SãO Francisco, Petrolina, Pernambuco, Brazil

Dr. Mohamed Abdelmanef Abderrabba, The Molecular Materials and Applications Laboratory, IPEST, University of Carthage, La Marsa, Tunisia

Dr. Kabore Adama, Institut de l'Environnement et de Recherches Agricoles, Ouagadougou, Burkina Faso

Dr. Kawkab Ali Hussain, University of Basrah, Iraq

Dr. Menderes Koyuncu, Yuzuncu Yil University, Van, Turkey

Dr. Ketan C. Parmar, Sir P T Sarvajani College of Science, Surat, India

Dr. Mellah Ilyas, Department of Chemistry, Uludag University, Turkey

Dr. Khaled Nabih Zaki Rashed, National Research Centre (NRC), Pharmacognosy Department, Pharmaceutical and Drug Industries Research Division, Dokki, Giza, Egypt

Dr. Maryam Niyayati, Department of Medical Parasitology & Mycology, School of Medicine, Shahid Beheshti University of Medical Sciences, Tehran, Iran

Dr. Majdouline Larif, Separation Process Laboratory, Faculty of Science, University Ibn Tofail, Kenitra, Morocco

Dr. Mahmoud Mahyoob Alburyhi, Faculty of Pharmacy, Sanaa University, Yemen

Leave a message 

Dr. Kishorbhaj B. Desai, Department of Chemistry, Uka Tarsadia University, Bardoli, Mahuva Road, Bardoli, Surat

Dr. Rishobhraj K. Desai, Department of Chemistry, Oka Talsaula University, Barodhi-Manuva Road, Barodhi, Surat

Dr. Konstantinos M. Kasiotis, Benaki Phytopathological Institute, Department of Pesticides Control and Phytopharmacy, Kifissia, Athens

Dr. Mahmoud Bahmani, University of Medical Sciences, Iran

Dr. Lotf Ali Saghatforoush, Payame Noor University, Iran

Dr. Madu P C, Nasarawa State University, Keffi

Reach Us   +44 1625708989

Dr. Lotfi Baameur, Kasdi Merbah University, Ouargla, Algeria

Dr. M. V. Ramana, Department of Physics, S. R. & B. G. N. R. Government Arts and Science College, Khammam, A.P., India

Dr. M P Kanyonga, UER de biochimie, chimie médicale et pharmacologie, I S T M Kinshasa, R D Congo

Dr. M K Gafar, Kebbi State University of Science and Technology, Aliero, Nigeria

Dr. M O Agwara, University of Yaoundé I, Yaoundé, Cameroon

Dr. Kabore Adama, Institut de l'Environnement et de Recherches Agricoles, Ouagadougou, Burkina Faso

Dr. Jitendra Ramteke, Department of Physics, SMMC, Nagpur, India

Dr. J K Tufuor, University of Cape Coast, Cape Coast, Ghana

Dr. Chinyere Okwelogu, University of Lagos, Nigeria Dr. Chukwuemeka P C Azubuike, University of Lagos, Lagos, Nigeria

Dr. Bachir Benarba, Department of Biology, University of Mascara, Algeria

Dr. Amer E A, Cairo University, Egypt

Dr. Aleksandra N Pavlovic, University of Nis, Visegradska, Nis, Serbia

Maulin Pramod Shah, Chief Scientist & Head-Industrial Waste Water Research Lab, Division of Applied & Environmental Microbiology Lab, Enviro Technology Limited, Ankleshwar, India


Dr. Abdülmelik ARAS, Kafkas university, Kars, Turkey

Dr. Marco Fiore, Department of Anesthesiological, Surgical and Emergency Sciences, Italy

Dr. Shahin Gavanji, Biotechnology, Isfahan university, Iran

Antonio Vassallo, University of Basilicata. Viale dell'Ateneo Lucano, Potenza (ITALY)

Select your language of interest to view the total content in your interested language

Pilih Bahasa 

Diberdasarkan oleh  **Google Terjemahan** (<https://translate.google.com>)

Awards Nomination (<https://www.jocpr.com/awards-nomination.html>)

 20+ Million Readerbase (<https://www.jocpr.com/journal-chemical-and-pharmaceutical-research-online-visitors-readers-1.html>)

Leave a message 




Reach Us   +44 1625708989

Google Scholar citation report (https://scholar.google.com/citations?hl=en&view_op=list_works&gmla=AJsN-F6sOxOXqDx10njWEGb4fQcQLt0kl6ylj419XCXZm8fQAusYDwg45q7D34lx8LcnDfeQoqCm4cQQg10WNB-IEGae2ldgA&user=RwzzGjkAAAAJ)

Citations : 29447

Journal of Chemical and Pharmaceutical Research received 29447 citations as per google scholar report (https://scholar.google.com/citations?hl=en&view_op=list_works&gmla=AJsN-F6sOxOXqDx10njWEGb4fQcQLt0kl6ylj419XCXZm8fQAusYDwg45q7D34lx8LcnDfeQoqCm4cQQg10WNB-IEGae2ldgA&user=RwzzGjkAAAAJ)



Journal of Chemical and Pharmaceutical Research

[FOLLOW](#)

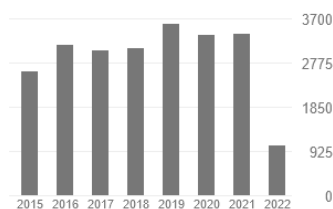
Editor
Verified email at jocpr.com - [Homepage](#)

[Organic Chemistry](#) [Green chemistry](#) [Photochemistry](#) [Inorganic chemistry](#) [Physical chemistry](#)




[GET MY OWN PROFILE](#)

TITLE	CITED BY	YEAR
Fast dissolving tablet: an overview D Bhowmik, B Chiranjib, P Krishnakanth, RM Chandira Journal of chemical and pharmaceutical research 1 (1), 163-177	476	2009
Antioxidants: a review S Mandal, S Yadav, S Yadav, RK Nema Journal of chemical and pharmaceutical research 1 (1), 102-104	241	2009
Cinnamic acid derivatives: a new chapter of various pharmacological activities. P Sharma Journal of Chemical and Pharmaceutical Research 3 (2), 403-423	221	2011
Study on characteristics and harm of surfactants CL Yuan, ZZ Xu, MX Fan, HY Liu, YH Xie, T Zhu Journal of Chemical and Pharmaceutical Research 6 (7), 2233-2237	166	2014
Saraca asoca (Ashoka): a review P Pradhan, L Joseph, V Gupta, R Chulet, H Arya, R Verma, A Bajpai Journal of chemical and pharmaceutical research 1 (1), 62-71	152	2009
Montmorillonite: An efficient, heterogeneous and green catalyst for organic synthesis N Kaur, D Kishore J. Chem. Pharm. Res 4 (2), 991-1015	149	2012
Herbal remedies of Azadirachta indica and its medicinal application D Bhowmik, YJ Chiranjib, KK Tripathi, KS Kumar J Chem Pharm Res 2 (1), 62-72	143	2010

Cited by	VIEW ALL	
	All	Since 2017
Citations	29447	17560
h-index	66	49
i10-index	828	521



Co-authors

-  **Belkheir Hammouti**
Université Mohammed Premier, ... >
-  **SALGHI RACHID**
National School of Applied Scienc... >
-  **Mahmoud Rafieian Kopaei or Mahmo...**
Professor of Pharmacology, Sha... >

(<https://www.jocpr.com/citations.html>)

Tweets by [jocpr323](https://twitter.com/jocpr323) (<https://twitter.com/jocpr323>)

Leave a message 

© 2026 JOCPR. All right reserved. Sitemap (<https://www.jocpr.com/sitemap.html>)



(<https://www.facebook.com/Journal-of-Chemical-and-Pharmaceutical-Research-413801832431738/>)



(<https://twitter.com/jocpr323>)

Reach Us   +44 1625708989

Leave a message 

phytochemical-screening-and-antimicrobial-activity-of-the-solvents-fractionated-leaves-extract-of-olax-subscorpioidea.pdf)

Isah Abdulazeez, Aisha Yusuf Lawal and Sani Aliyu

Page No: 22-26

[Abstract \(https://www.jocpr.com/articles/phytochemical-screening-and-antimicrobial-activity-of-the-solvents-fractionated-leaves-extract-of-olax-subscorpioidea-5400.html\)](https://www.jocpr.com/articles/phytochemical-screening-and-antimicrobial-activity-of-the-solvents-fractionated-leaves-extract-of-olax-subscorpioidea-5400.html)

[HTML \(https://www.jocpr.com/articles/phytochemical-screening-and-antimicrobial-activity-of-the-solvents-fractionated-leaves-extract-of-olax-subscorpioidea.pdf\)](https://www.jocpr.com/articles/phytochemical-screening-and-antimicrobial-activity-of-the-solvents-fractionated-leaves-extract-of-olax-subscorpioidea.pdf)

[PDF \(https://www.jocpr.com/articles/phytochemical-screening-and-antimicrobial-activity-of-the-solvents-fractionated-leaves-extract-of-olax-subscorpioidea.pdf\)](https://www.jocpr.com/articles/phytochemical-screening-and-antimicrobial-activity-of-the-solvents-fractionated-leaves-extract-of-olax-subscorpioidea.pdf)

Reach Us   +44 1625708989

Original Articles

Validation of HPLC method for the analysis of methotrexate in bulk drug and pharmaceutical dosage forms (<https://www.jocpr.com/articles/validation-of-hplc-method-for-the-analysis-of-methotrexate-in-bulk-drug-and-pharmaceutical-dosage-forms.pdf>)

P. Suguna, B. Sathyanarayana, G. Chandrasekhar and B. Narasimhulu

Page No: 27-35

[Abstract \(https://www.jocpr.com/articles/validation-of-hplc-method-for-the-analysis-of-methotrexate-in-bulk-drug-and-pharmaceutical-dosage-forms-5406.html\)](https://www.jocpr.com/articles/validation-of-hplc-method-for-the-analysis-of-methotrexate-in-bulk-drug-and-pharmaceutical-dosage-forms-5406.html)

[HTML \(https://www.jocpr.com/articles/validation-of-hplc-method-for-the-analysis-of-methotrexate-in-bulk-drug-and-pharmaceutical-dosage-forms.pdf\)](https://www.jocpr.com/articles/validation-of-hplc-method-for-the-analysis-of-methotrexate-in-bulk-drug-and-pharmaceutical-dosage-forms.pdf)

[PDF \(https://www.jocpr.com/articles/validation-of-hplc-method-for-the-analysis-of-methotrexate-in-bulk-drug-and-pharmaceutical-dosage-forms.pdf\)](https://www.jocpr.com/articles/validation-of-hplc-method-for-the-analysis-of-methotrexate-in-bulk-drug-and-pharmaceutical-dosage-forms.pdf)

Original Articles

UV-CIO₂ assisted decolorization of methylene blue (<https://www.jocpr.com/articles/uvclo2-assisted-decolorization-of-methylene-blue.pdf>)

H. A. Habeeb Alshamsi and H. A. Khayoon Al Shdooh

Page No: 36-44

[Abstract \(https://www.jocpr.com/articles/uvclo2-assisted-decolorization-of-methylene-blue-5411.html\)](https://www.jocpr.com/articles/uvclo2-assisted-decolorization-of-methylene-blue-5411.html)

[HTML \(https://www.jocpr.com/articles/uvclo2-assisted-decolorization-of-methylene-blue.pdf\)](https://www.jocpr.com/articles/uvclo2-assisted-decolorization-of-methylene-blue.pdf)

[PDF \(https://www.jocpr.com/articles/uvclo2-assisted-decolorization-of-methylene-blue.pdf\)](https://www.jocpr.com/articles/uvclo2-assisted-decolorization-of-methylene-blue.pdf)

Original Articles

Unique UV spectrophotometric method for reckoning of dapagliflozin in bulk and pharmaceutical dosage forms (<https://www.jocpr.com/articles/unique-uv-spectrophotometric-method-for-reckoning-of-dapagliflozin-in-bulk-and-pharmaceutical-dosage-forms.pdf>)

Karuna Priya Chitra, M. China Eswaraiah and M. V. Basaveswara Rao

Page No: 45-49

[Abstract \(https://www.jocpr.com/articles/unique-uv-spectrophotometric-method-for-reckoning-of-dapagliflozin-in-bulk-and-pharmaceutical-dosage-forms-5418.html\)](https://www.jocpr.com/articles/unique-uv-spectrophotometric-method-for-reckoning-of-dapagliflozin-in-bulk-and-pharmaceutical-dosage-forms-5418.html)

[HTML \(https://www.jocpr.com/articles/unique-uv-spectrophotometric-method-for-reckoning-of-dapagliflozin-in-bulk-and-pharmaceutical-dosage-forms.pdf\)](https://www.jocpr.com/articles/unique-uv-spectrophotometric-method-for-reckoning-of-dapagliflozin-in-bulk-and-pharmaceutical-dosage-forms.pdf)

[PDF \(https://www.jocpr.com/articles/unique-uv-spectrophotometric-method-for-reckoning-of-dapagliflozin-in-bulk-and-pharmaceutical-dosage-forms.pdf\)](https://www.jocpr.com/articles/unique-uv-spectrophotometric-method-for-reckoning-of-dapagliflozin-in-bulk-and-pharmaceutical-dosage-forms.pdf)

Original Articles

UV-Visible studies of chemical bath deposited Ni₃Pb₂S₂ films (<https://www.jocpr.com/articles/uv-visible-studies-of-chemical-bath-deposited-ni3pb2s2-films.pdf>)

Ho S. M.

Page No: 50-55

[Abstract \(https://www.jocpr.com/articles/uv-visible-studies-of-chemical-bath-deposited-ni3pb2s2-films-5444.html\)](https://www.jocpr.com/articles/uv-visible-studies-of-chemical-bath-deposited-ni3pb2s2-films-5444.html)

[HTML \(https://www.jocpr.com/articles/uv-visible-studies-of-chemical-bath-deposited-ni3pb2s2-films.pdf\)](https://www.jocpr.com/articles/uv-visible-studies-of-chemical-bath-deposited-ni3pb2s2-films.pdf)

[PDF \(https://www.jocpr.com/articles/uv-visible-studies-of-chemical-bath-deposited-ni3pb2s2-films.pdf\)](https://www.jocpr.com/articles/uv-visible-studies-of-chemical-bath-deposited-ni3pb2s2-films.pdf)

Original Articles

Evaluation of clinical changes after use of tetracycline fibers in chronic periodontitis patients (<https://www.jocpr.com/articles/evaluation-of-clinical-changes-after-use-of-tetracycline-fibers-in-chronic-periodontitis-patients.pdf>)

Gupta Nidhi, Gupta Amit, Agarwal Anirudh, Sharma Sumit and Garg Shiv

Page No: 56-59

[Abstract \(https://www.jocpr.com/articles/evaluation-of-clinical-changes-after-use-of-tetracycline-fibers-in-chronic-periodontitis-patients-5453.html\)](https://www.jocpr.com/articles/evaluation-of-clinical-changes-after-use-of-tetracycline-fibers-in-chronic-periodontitis-patients-5453.html)

[HTML \(https://www.jocpr.com/articles/evaluation-of-clinical-changes-after-use-of-tetracycline-fibers-in-chronic-periodontitis-patients.pdf\)](https://www.jocpr.com/articles/evaluation-of-clinical-changes-after-use-of-tetracycline-fibers-in-chronic-periodontitis-patients.pdf)

[PDF \(https://www.jocpr.com/articles/evaluation-of-clinical-changes-after-use-of-tetracycline-fibers-in-chronic-periodontitis-patients.pdf\)](https://www.jocpr.com/articles/evaluation-of-clinical-changes-after-use-of-tetracycline-fibers-in-chronic-periodontitis-patients.pdf)

Original Articles


Comparizon of Muntingia calabura L and Andronaraphis paniculata leaves onsorption of Zn(II) ions in wastewater (<https://www.jocpr.com/articles/comparizon-of-muntingia-calabura-l-and-andronaraphis-paniculata-leaves-onsorption-of-zn-ii-ions-in-wastewater>)

Leave a message 

Comparizon of muntingia calabura l and andrographis paniculata leaves onrsorption of znii ions in wastewater (https://www.jocpr.com/articles/comparizon-of-muntingia-calabura-l-and-andrographis-paniculata-leaves-onrsorption-of-znii-ions-in-wastewater-5462.html)

Deli, Vela Ari Okdina Putri, Edison Munaf, Zulkarnain Chaidir, Almahdi and Rahmiana Zein

Page No: 60-66

 Abstract (https://www.jocpr.com/articles/comparizon-of-muntingia-calabura-l-and-andrographis-paniculata-leaves-onrsorption-of-znii-ions-in-wastewater-5462.html)

 HTML (https://www.jocpr.com/articles/comparizon-of-muntingia-calabura-l-and-andrographis-paniculata-leaves-onrsorption-of-znii-ions-in-wastewater.pdf)

 PDF (https://www.jocpr.com/articles/comparizon-of-muntingia-calabura-l-and-andrographis-paniculata-leaves-onrsorption-of-znii-ions-in-wastewater.pdf)

Reach Us   +44 1625708989


Reviews

Comprehensive review on coumarins: Molecules of potential chemical and pharmacological interest (https://www.jocpr.com/articles/comprehensive-review-on-coumarins-molecules-of-potential-chemical-and-pharmacological-interest.pdf)

K. Ajay Kumar*, N. Renuka, G. Pavithra and G. Vasanth Kumar

Page No: 67-81

 Abstract (https://www.jocpr.com/articles/comprehensive-review-on-coumarins-molecules-of-potential-chemical-and-pharmacological-interest-5471.html)

 HTML (https://www.jocpr.com/articles/comprehensive-review-on-coumarins-molecules-of-potential-chemical-and-pharmacological-interest.pdf)

 PDF (https://www.jocpr.com/articles/comprehensive-review-on-coumarins-molecules-of-potential-chemical-and-pharmacological-interest.pdf)

Original Articles

Natural and virtually designed flavonoids: Potential anti-HCV targets in silico approach (https://www.jocpr.com/articles/natural-and-virtually-designed-flavonoids-potential-antihcv-targets-in-silico-approach.pdf)

M. M. V. Ramana*, Amey P. Nimkar, Rahul R. Betkar, Prasanna B. Ranade, Balaji C. Mundhe and Shanta Bhar

Page No: 82-87

 Abstract (https://www.jocpr.com/articles/natural-and-virtually-designed-flavonoids-potential-antihcv-targets-in-silico-approach-5481.html)

 HTML (https://www.jocpr.com/articles/natural-and-virtually-designed-flavonoids-potential-antihcv-targets-in-silico-approach.pdf)

 PDF (https://www.jocpr.com/articles/natural-and-virtually-designed-flavonoids-potential-antihcv-targets-in-silico-approach.pdf)


Original Articles


Formulation development and optimization of controlled release microspheres of Aceclofenac using response surface methodology (https://www.jocpr.com/articles/formulation-development-and-optimization-of-controlled-release-microspheres-of-aceclofenac-using-response-surface-method.pdf)

Ketan J. Patel* and Abhay Dharamsi

Page No: 88-99

 Abstract (https://www.jocpr.com/articles/formulation-development-and-optimization-of-controlled-release-microspheres-of-aceclofenac-using-response-surface-method-5493.html)

 HTML (https://www.jocpr.com/articles/formulation-development-and-optimization-of-controlled-release-microspheres-of-aceclofenac-using-response-surface-method.pdf)

 PDF (https://www.jocpr.com/articles/formulation-development-and-optimization-of-controlled-release-microspheres-of-aceclofenac-using-response-surface-method.pdf)

Original Articles

Removal of Pb(II) ions by using Papaya (Carica papaya L) leaves and Petai (Parkia Speciosa Hassk) peels as biosorbent (https://www.jocpr.com/articles/removal-of-pbii-ions-by-using-papaya-carica-papaya-l-leaves-and-petai-parkia-speciosa-hassk-peels-as-biosorbent.pdf)

Tan Suyono, Mhd. Adhil Yuser, Edison Munaf, Hermansyah Aziz, Djong Hon Tjong and Rahmiana Zein*

Page No: 100-106

 Abstract (https://www.jocpr.com/articles/removal-of-pbii-ions-by-using-papaya-carica-papaya-l-leaves-and-petai-parkia-speciosa-hassk-peels-as-biosorbent-5502.html)

 HTML (https://www.jocpr.com/articles/removal-of-pbii-ions-by-using-papaya-carica-papaya-l-leaves-and-petai-parkia-speciosa-hassk-peels-as-biosorbent.pdf)


 PDF (https://www.jocpr.com/articles/removal-of-pbii-ions-by-using-papaya-carica-papaya-l-leaves-and-petai-parkia-speciosa-hassk-peels-as-biosorbent.pdf)


Original Articles

Synthesis of silver nanoparticles using Momordica charantia and its applications (https://www.jocpr.com/articles/synthesis-of-silver-nanoparticles-using-momordica-charantia-and-its-applications.pdf)

G. Dhivya and M. Rajasimman

Page No: 107-113

 Abstract (https://www.jocpr.com/articles/synthesis-of-silver-nanoparticles-using-momordica-charantia-and-its-applications-5552.html)

 HTML (https://www.jocpr.com/articles/synthesis-of-silver-nanoparticles-using-momordica-charantia-and-its-applications.pdf)

 PDF (https://www.jocpr.com/articles/synthesis-of-silver-nanoparticles-using-momordica-charantia-and-its-applications.pdf)

Leave a message 

PDF (https://www.jocpr.com/articles/synthesis-of-silver-nanoparticles-using-homocitric-acid-and-its-applications.pdf)

Original Articles

Facile synthesis of some triazine based chalcones as potential antioxidant and anti-diabetic agents (https://www.jocpr.com/articles/facile-synthesis-of-some-triazine-based-chalcones-as-potential-antioxidant-and-antidiabetic-agents.pdf)

R. S. Shinde and S. D. Salunke

Page No: 114-120

Abstract (https://www.jocpr.com/articles/facile-synthesis-of-some-triazine-based-chalcones-as-potential-antioxidant-and-antidiabetic-agents-5560.html)

HTML (https://www.jocpr.com/articles/facile-synthesis-of-some-triazine-based-chalcones-as-potential-antioxidant-and-antidiabetic-agents.pdf)

Reach Us   +44 1625708989

PDF (https://www.jocpr.com/articles/facile-synthesis-of-some-triazine-based-chalcones-as-potential-antioxidant-and-antidiabetic-agents.pdf)

Original Articles

Phenyl ethanone and sterols from Acanthaster planci as potential PPAR-ligand (https://www.jocpr.com/articles/phenyl-ethanone-and-sterols-from-acanthaster-planci-as-potential-pparligand.pdf)

Nurul Hazirah Mat Lazim, Asnuzilawati Asari*, Faridah Mohamad, Tg. Muhammad T. S., Noraznawati Ismail, Mariam Taib, Aziz Ahmad and Habsah Mohamad

Page No: 121-126

Abstract (https://www.jocpr.com/articles/phenyl-ethanone-and-sterols-from-acanthaster-planci-as-potential-pparligand-5577.html)

HTML (https://www.jocpr.com/articles/phenyl-ethanone-and-sterols-from-acanthaster-planci-as-potential-pparligand.pdf)

PDF (https://www.jocpr.com/articles/phenyl-ethanone-and-sterols-from-acanthaster-planci-as-potential-pparligand.pdf)

Original Articles

Development and validation of a stability indicating RP-HPLC method for the determination of Pazopanib in bulk drug and its pharmaceutical dosage form (https://www.jocpr.com/articles/development-and-validation-of-a-stability-indicating-rphplc-method-for-the-determination-of-pazopanib-in-bulk-drug-and-it.pdf)

Kishore Kumar Reddy Y.*, J. Raveendra Reddy and N. Devanna

Page No: 127-132

Abstract (https://www.jocpr.com/articles/development-and-validation-of-a-stability-indicating-rphplc-method-for-the-determination-of-pazopanib-in-bulk-drug-and-it-5607.html)

HTML (https://www.jocpr.com/articles/development-and-validation-of-a-stability-indicating-rphplc-method-for-the-determination-of-pazopanib-in-bulk-drug-and-it.pdf)

PDF (https://www.jocpr.com/articles/development-and-validation-of-a-stability-indicating-rphplc-method-for-the-determination-of-pazopanib-in-bulk-drug-and-it.pdf)

Original Articles

Growth and characterization of L-proline potassium bromide: A semiorganic NLO crystal (https://www.jocpr.com/articles/growth-and-characterization-of-lproline-potassium-bromide-a-semiorganic-nlo-crystal.pdf)

V. Vasantha Kumari1, P. Selvarajan2 and R. Thilagavathi

Page No: 133-143

Abstract (https://www.jocpr.com/articles/growth-and-characterization-of-lproline-potassium-bromide-a-semiorganic-nlo-crystal-5965.html)

HTML (https://www.jocpr.com/articles/growth-and-characterization-of-lproline-potassium-bromide-a-semiorganic-nlo-crystal.pdf)

PDF (https://www.jocpr.com/articles/growth-and-characterization-of-lproline-potassium-bromide-a-semiorganic-nlo-crystal.pdf)

Original Articles

Development and validation of stability indicating method for the quantitative determination of carvedilol and its related impurities in pharmaceutical dosage forms using RP HPLC (https://www.jocpr.com/articles/development-and-validation-of-stability-indicating-method-for-the-quantitative-determination-of-carvedilol-and-its-relat.pdf)

L. Samba Siva Rao, P. Madhavan and K. Vanitha Prakash

Page No: 144-154

Abstract (https://www.jocpr.com/articles/development-and-validation-of-stability-indicating-method-for-the-quantitative-determination-of-carvedilol-and-its-relat-5980.html)

HTML (https://www.jocpr.com/articles/development-and-validation-of-stability-indicating-method-for-the-quantitative-determination-of-carvedilol-and-its-relat.pdf)

PDF (https://www.jocpr.com/articles/development-and-validation-of-stability-indicating-method-for-the-quantitative-determination-of-carvedilol-and-its-relat.pdf)

Original Articles

Synthesis and characterization of dimer impurity of Felbamate, an anti-epileptic drug substance (https://www.jocpr.com/articles/synthesis-and-characterization-of-dimer-impurity-of-felbamate-an-antiepileptic-drug-substance.pdf)

Deepak Panmand*, Dakshata Naik Gaunekar, Priyanka Joshi and Vidyadhar Jadhav

Page No: 155-157

Abstract (https://www.jocpr.com/articles/synthesis-and-characterization-of-dimer-impurity-of-felbamate-an-antiepileptic-drug-substance-5994.html)

HTML (https://www.jocpr.com/articles/synthesis-and-characterization-of-dimer-impurity-of-felbamate-an-antiepileptic-drug-substance.pdf)

Leave a message 

PDF (<https://www.jocpr.com/articles/synthesis-and-characterization-of-dimer-impurity-of-felbamate-an-antiepileptic-drug-substance.pdf>)

Original Articles

Assessment of secondary metabolites as antioxidants from terrestrial fungi and bacteria (<https://www.jocpr.com/articles/assessment-of-secondary-metabolites-as-antioxidants-from-terrestrial-fungi-and-bacteria.pdf>)

Shimaa R. H., Mohamed S. S., Selim M. S., Al-Wasify R. S.* and El Sayed O. H.

Page No: 173-179

Abstract (<https://www.jocpr.com/articles/assessment-of-secondary-metabolites-as-antioxidants-from-terrestrial-fungi-and-bacteria-6062.html>)

HTML (<https://www.jocpr.com/articles/assessment-of-secondary-metabolites-as-antioxidants-from-terrestrial-fungi-and-bacteria.pdf>)

PDF (<https://www.jocpr.com/articles/assessment-of-secondary-metabolites-as-antioxidants-from-terrestrial-fungi-and-bacteria.pdf>)

Original Articles

In-process and finished products quality control tests for pharmaceutical tablets according to Pharmacopoeias (<https://www.jocpr.com/articles/inprocess-and-finished-products-quality-control-tests-for-pharmaceutical-tablets-according-to-pharmacopoeias.pdf>)

Md. Sahab Uddin*, Abdullah Al Mamun, Tanjuma Tasnu and Md. Asaduzzaman

Page No: 180-185

Abstract (<https://www.jocpr.com/articles/inprocess-and-finished-products-quality-control-tests-for-pharmaceutical-tablets-according-to-pharmacopoeias-6069.html>)

HTML (<https://www.jocpr.com/articles/inprocess-and-finished-products-quality-control-tests-for-pharmaceutical-tablets-according-to-pharmacopoeias.pdf>)

PDF (<https://www.jocpr.com/articles/inprocess-and-finished-products-quality-control-tests-for-pharmaceutical-tablets-according-to-pharmacopoeias.pdf>)

Original Articles

Influence of power plants TC "Kosova", in contamination with heavy metals in the Sitnic River, groundwater and soils in this zone (<https://www.jocpr.com/articles/influence-of-power-plants-tc-kosova-in-contamination-with-heavy-metals-in-the-sitnic-river-groundwater-and-soils-in-this.pdf>)

Skender Demaku*, Ilir Shehu, Aziz Behrami, Arton Gjokaj, Agron Suhogerllaj, Bahrije Dobra and Islam Krasniqi

Page No: 186-191

Abstract (<https://www.jocpr.com/articles/influence-of-power-plants-tc-kosova-in-contamination-with-heavy-metals-in-the-sitnic-river-groundwater-and-soils-in-this-6083.html>)

HTML (<https://www.jocpr.com/articles/influence-of-power-plants-tc-kosova-in-contamination-with-heavy-metals-in-the-sitnic-river-groundwater-and-soils-in-this.pdf>)

PDF (<https://www.jocpr.com/articles/influence-of-power-plants-tc-kosova-in-contamination-with-heavy-metals-in-the-sitnic-river-groundwater-and-soils-in-this.pdf>)

Original Articles

Study of thermodynamic properties of choline chloride urea in aqueous media at different temperatures (<https://www.jocpr.com/articles/study-of-thermodynamic-properties-of-choline-chloride-urea-in-aqueous-media-at-different-temperatures.pdf>)

S. S. Nandre, U. G. Deshpande* and S. R. Patil

Page No: 192-196

Abstract (<https://www.jocpr.com/articles/study-of-thermodynamic-properties-of-choline-chloride-urea-in-aqueous-media-at-different-temperatures-6090.html>)

HTML (<https://www.jocpr.com/articles/study-of-thermodynamic-properties-of-choline-chloride-urea-in-aqueous-media-at-different-temperatures.pdf>)

PDF (<https://www.jocpr.com/articles/study-of-thermodynamic-properties-of-choline-chloride-urea-in-aqueous-media-at-different-temperatures.pdf>)

Original Articles

Nd (III) complexes with schiff base ligands: Synthesis, characterization and antimicrobial studies (<https://www.jocpr.com/articles/nd-iii-complexes-with-schiff-base-ligand-synthesis-characterization-and-antimicrobial-studies.pdf>)

Shilpa P. Idhol

Page No: 197-203

Abstract (<https://www.jocpr.com/articles/nd-iii-complexes-with-schiff-base-ligand-synthesis-characterization-and-antimicrobial-studies-6096.html>)

HTML (<https://www.jocpr.com/articles/nd-iii-complexes-with-schiff-base-ligand-synthesis-characterization-and-antimicrobial-studies.pdf>)

PDF (<https://www.jocpr.com/articles/nd-iii-complexes-with-schiff-base-ligand-synthesis-characterization-and-antimicrobial-studies.pdf>)

Original Articles

Synthesis and antibacterial activity of transition metal complexes of 2-amino acetate, 6-nitro benzothiazole (<https://www.jocpr.com/articles/synthesis-and-antibacterial-activity-of-transition-metal-complexes-of-2-amino-acetate-6-nitro-benzothiazole.pdf>)

Leave a message ^

activity-of-transition-metal-complexes-of-2-amino-acetate-6-nitro-benzothiazole.pdf)

Nitin H. Bansod* and Gajanan N. Chaudhari

Page No: 204-208

Abstract (<https://www.jocpr.com/articles/synthesis-and-antibacterial-activity-of-transition-metal-complexes-of-2-amino-acetate-6-nitro-benzothiazole-6102.html>)

HTML (<https://www.jocpr.com/articles/synthesis-and-antibacterial-activity-of-transition-metal-complexes-of-2-amino-acetate-6-nitro-benzothiazole.pdf>)

PDF (<https://www.jocpr.com/articles/synthesis-and-antibacterial-activity-of-transition-metal-complexes-of-2-amino-acetate-6-nitro-benzothiazole.pdf>)

Reach Us   +44 1625708989

Original Articles

Synthesis, structural study, corrosion inhibition studies, and antibacterial activities of bis(di-5-bromosalicylaldehyde)biphenyl-3,3'-dimethoxy-4,4'-diamine and its transition metal complexes (<https://www.jocpr.com/articles/synthesis-structural-study-corrosion-inhibition-studies-and-antibacterial-activities-of-bisdi5bromosalicylaldehydebiphen.pdf>)

A. M. Hassan, A. M. Nassar, M. A. Shoeib and A. N. El kmash*

Page No: 209-223

Abstract (<https://www.jocpr.com/articles/synthesis-structural-study-corrosion-inhibition-studies-and-antibacterial-activities-of-bisdi5bromosalicylaldehydebiphen-6109.html>)

HTML (<https://www.jocpr.com/articles/synthesis-structural-study-corrosion-inhibition-studies-and-antibacterial-activities-of-bisdi5bromosalicylaldehydebiphen.pdf>)

PDF (<https://www.jocpr.com/articles/synthesis-structural-study-corrosion-inhibition-studies-and-antibacterial-activities-of-bisdi5bromosalicylaldehydebiphen.pdf>)

Original Articles

Incomplete oblique fissure and accessory fissure of left lung (<https://www.jocpr.com/articles/incomplete-oblique-fissure-and-accessory-fissure-of-left-lung.pdf>)

Ishtar B. Bagoji, Megha A. Doshi, Gavishiddappa A. Hadimani, Balappa M. Bannur and Shardhabai Rathod

Page No: 224-226

Abstract (<https://www.jocpr.com/articles/incomplete-oblique-fissure-and-accessory-fissure-of-left-lung-6115.html>)

HTML (<https://www.jocpr.com/articles/incomplete-oblique-fissure-and-accessory-fissure-of-left-lung.pdf>)

PDF (<https://www.jocpr.com/articles/incomplete-oblique-fissure-and-accessory-fissure-of-left-lung.pdf>)

Original Articles

Study of antioxidant and anti-inflammatory activities of methanol extract of *Desmodium gyrans* (DC) (<https://www.jocpr.com/articles/study-of-antioxidant-and-anti-inflammatory-activities-of-methanol-extract-of-desmodium-gyrans-dc.pdf>)

Vipin P. S.*, Johannah N. M, Seema Menon, Lincy Lawrence, Indu M. S. and Jose Padikkala

Page No: 227-234

Abstract (<https://www.jocpr.com/articles/study-of-antioxidant-and-anti-inflammatory-activities-of-methanol-extract-of-desmodium-gyrans-dc-6121.html>)

HTML (<https://www.jocpr.com/articles/study-of-antioxidant-and-anti-inflammatory-activities-of-methanol-extract-of-desmodium-gyrans-dc.pdf>)

PDF (<https://www.jocpr.com/articles/study-of-antioxidant-and-anti-inflammatory-activities-of-methanol-extract-of-desmodium-gyrans-dc.pdf>)

Original Articles

Isolation, antimicrobial activity and bioremediation of heavy metal Cadmium(Cd) by using lactic acid bacteria from Dadih Origin Lareh Sago Halaban, Payakumbuh, West Sumatera, Indonesia (<https://www.jocpr.com/articles/isolation-antimicrobial-activity-and-bioremediation-of-heavy-metal-cadmiumcd-by-using-lactic-acid-bacteria-from-dadih-or.pdf>)

Sumaryati Syukur*, Silvia Yolanda, Jamsari and Edy Fachrial

Page No: 235-241

Abstract (<https://www.jocpr.com/articles/isolation-antimicrobial-activity-and-bioremediation-of-heavy-metal-cadmiumcd-by-using-lactic-acid-bacteria-from-dadih-or-6125.html>)

HTML (<https://www.jocpr.com/articles/isolation-antimicrobial-activity-and-bioremediation-of-heavy-metal-cadmiumcd-by-using-lactic-acid-bacteria-from-dadih-or.pdf>)

PDF (<https://www.jocpr.com/articles/isolation-antimicrobial-activity-and-bioremediation-of-heavy-metal-cadmiumcd-by-using-lactic-acid-bacteria-from-dadih-or.pdf>)

Original Articles

Ionic liquid mediated synthesis of Schiff bases under reflux condition (<https://www.jocpr.com/articles/ionic-liquid-mediated-synthesis-of-schiff-bases-under-reflux-condition.pdf>)

Ganesh S. Kulkarni, Priyanka L. Anandgaonker, Sidharth D. Janrao, Digambar D. Gaikwad and D. M. Janrao*

Page No: 242-246

Abstract (<https://www.jocpr.com/articles/ionic-liquid-mediated-synthesis-of-schiff-bases-under-reflux-condition-6139.html>)

HTML (<https://www.jocpr.com/articles/ionic-liquid-mediated-synthesis-of-schiff-bases-under-reflux-condition.pdf>)

PDF (<https://www.jocpr.com/articles/ionic-liquid-mediated-synthesis-of-schiff-bases-under-reflux-condition.pdf>)

Leave a message 

Original Articles

Polyethersulfone / poly(acrylic acid) / calcium chloride composite membranes for improved dye removal (<https://www.jocpr.com/articles/polyethersulfone-polyacrylic-acid-calcium-chloride-composite-membranes-for-improved-dye-removal.pdf>)

K. Rambabu* and S. Velu

Page No: 247-253

Abstract (<https://www.jocpr.com/articles/polyethersulfone-polyacrylic-acid-calcium-chloride-composite-membranes-for-improved-dye-removal-6145.html>)  +44 1625708989

HTML (<https://www.jocpr.com/articles/polyethersulfone-polyacrylic-acid-calcium-chloride-composite-membranes-for-improved-dye-removal.pdf>)

PDF (<https://www.jocpr.com/articles/polyethersulfone-polyacrylic-acid-calcium-chloride-composite-membranes-for-improved-dye-removal.pdf>)

Original Articles

Comparison of Indonesian medicinal herbal red betel and green betel leaves for the removal of lead from aqueous solution (<https://www.jocpr.com/articles/comparison-of-indonesian-medicinal-herbal-red-betel-and-green-betel-leaves-for-the-removal-of-lead-from-aqueous-solution.pdf>)

I. Nyoman Ehrich Lister, Siffa Fauziah, Rahmiana Zein, Yunazar Manjang and Edison Munaf

Page No: 254-263

Abstract (<https://www.jocpr.com/articles/comparison-of-indonesian-medicinal-herbal-red-betel-and-green-betel-leaves-for-the-removal-of-lead-from-aqueous-solution-6151.html>)

HTML (<https://www.jocpr.com/articles/comparison-of-indonesian-medicinal-herbal-red-betel-and-green-betel-leaves-for-the-removal-of-lead-from-aqueous-solution.pdf>)

PDF (<https://www.jocpr.com/articles/comparison-of-indonesian-medicinal-herbal-red-betel-and-green-betel-leaves-for-the-removal-of-lead-from-aqueous-solution.pdf>)

Original Articles

Quantitative determination of some heavy metals in children herbal preparations available in Syrian market (<https://www.jocpr.com/articles/quantitative-determination-of-some-heavy-metals-in-children-herbal-preparations-available-in-syrian-market.pdf>)

Myriam Soussanieh* and M. Amer Zamrik

Page No: 264-269

Abstract (<https://www.jocpr.com/articles/quantitative-determination-of-some-heavy-metals-in-children-herbal-preparations-available-in-syrian-market-6155.html>)

HTML (<https://www.jocpr.com/articles/quantitative-determination-of-some-heavy-metals-in-children-herbal-preparations-available-in-syrian-market.pdf>)

PDF (<https://www.jocpr.com/articles/quantitative-determination-of-some-heavy-metals-in-children-herbal-preparations-available-in-syrian-market.pdf>)

Original Articles

Hepatoprotective activity of *Michelia champaca* L. against carbontetrachloride induced hepatic injury in rats (<https://www.jocpr.com/articles/hepatoprotective-activity-of-michelia-champaca-l-against-carbontetrachloride-induced-hepatic-injury-in-rats.pdf>)

T. Ananthi* and R. Anuradha

Page No: 270-274

Abstract (<https://www.jocpr.com/articles/hepatoprotective-activity-of-michelia-champaca-l-against-carbontetrachloride-induced-hepatic-injury-in-rats-6159.html>)

HTML (<https://www.jocpr.com/articles/hepatoprotective-activity-of-michelia-champaca-l-against-carbontetrachloride-induced-hepatic-injury-in-rats.pdf>)

PDF (<https://www.jocpr.com/articles/hepatoprotective-activity-of-michelia-champaca-l-against-carbontetrachloride-induced-hepatic-injury-in-rats.pdf>)

Original Articles

Curcumin loaded polysaccharide based micro particles for ulcerative colitis: Preparation, characterization, in vitro/in vivo evaluation (<https://www.jocpr.com/articles/curcumin-loaded-polysaccharide-based-micro-particles-for-ulcerative-colitis-preparation-characterization-in-vitro-in-vivo.pdf>)

Sima Singh and Uma Ranjan Lal*

Page No: 275-283

Abstract (<https://www.jocpr.com/articles/curcumin-loaded-polysaccharide-based-micro-particles-for-ulcerative-colitis-preparation-characterization-in-vitro-in-vivo-6164.html>)

HTML (<https://www.jocpr.com/articles/curcumin-loaded-polysaccharide-based-micro-particles-for-ulcerative-colitis-preparation-characterization-in-vitro-in-vivo.pdf>)

PDF (<https://www.jocpr.com/articles/curcumin-loaded-polysaccharide-based-micro-particles-for-ulcerative-colitis-preparation-characterization-in-vitro-in-vivo.pdf>)


Original Articles

Synergistic inhibition of drug resistant breast cancer cells growth by the combination of luteolin and tamoxifen involves Nrf2 downregulation (<https://www.jocpr.com/articles/synergistic-inhibition-of-drug-resistant-breast-cancer-cells-growth-by-the-combination-of-luteolin-and-tamoxifen-involve.pdf>)

Mohammad Ali Esmaeili

Page No: 291-296

Abstract (<https://www.jocpr.com/articles/synergistic-inhibition-of-drug-resistant-breast-cancer-cells-growth-by-the-combination-of-luteolin-and-tamoxifen-involve-6168.html>) 

 [HTML \(https://www.jocpr.com/articles/synergistic-inhibition-of-drug-resistant-breast-cancer-cells-growth-by-the-combination-of-luteolin-and-tamoxifen-involve.pdf\)](https://www.jocpr.com/articles/synergistic-inhibition-of-drug-resistant-breast-cancer-cells-growth-by-the-combination-of-luteolin-and-tamoxifen-involve.pdf)

 [PDF \(https://www.jocpr.com/articles/synergistic-inhibition-of-drug-resistant-breast-cancer-cells-growth-by-the-combination-of-luteolin-and-tamoxifen-involve.pdf\)](https://www.jocpr.com/articles/synergistic-inhibition-of-drug-resistant-breast-cancer-cells-growth-by-the-combination-of-luteolin-and-tamoxifen-involve.pdf)


Original Articles

Highlights on mechanisms of newly synthesized compounds targeting multiple systems provide a novel perspective on Alzheimer's disease treatment (<https://www.jocpr.com/articles/highlights-on-mechanisms-of-newly-synthesized-compounds-targeting-multiple-systems-provide-a-novel-perspective-on-alzhei.pdf>)

Hanaa H. Ahmed, Gamal A. Elmegeed*, Maher A. Hashash, Mervat M. Abd-Elhalim and Dina S. El-kady

Reach Us   +44 1625708989

Page No: 297-318

 [Abstract \(https://www.jocpr.com/articles/highlights-on-mechanisms-of-newly-synthesized-compounds-targeting-multiple-systems-provide-a-novel-perspective-on-alzhei-6175.html\)](https://www.jocpr.com/articles/highlights-on-mechanisms-of-newly-synthesized-compounds-targeting-multiple-systems-provide-a-novel-perspective-on-alzhei-6175.html)

 [HTML \(https://www.jocpr.com/articles/highlights-on-mechanisms-of-newly-synthesized-compounds-targeting-multiple-systems-provide-a-novel-perspective-on-alzhei.pdf\)](https://www.jocpr.com/articles/highlights-on-mechanisms-of-newly-synthesized-compounds-targeting-multiple-systems-provide-a-novel-perspective-on-alzhei.pdf)

 [PDF \(https://www.jocpr.com/articles/highlights-on-mechanisms-of-newly-synthesized-compounds-targeting-multiple-systems-provide-a-novel-perspective-on-alzhei.pdf\)](https://www.jocpr.com/articles/highlights-on-mechanisms-of-newly-synthesized-compounds-targeting-multiple-systems-provide-a-novel-perspective-on-alzhei.pdf)

Original Articles

Comparative yield analysis of Chilli (*Capsicum annuum* L.) by application of Vermicompost and Panchagavya (<https://www.jocpr.com/articles/comparative-yield-analysis-of-chilli-capsicum-annuum-l-by-application-of-vermicompost-and-panchagavya.pdf>)

Mudiganti Ram Krishna Rao*, M. Sathish Kumar and Neema Kumari Jha

Page No: 319-323

 [Abstract \(https://www.jocpr.com/articles/comparative-yield-analysis-of-chilli-capsicum-annuum-l-by-application-of-vermicompost-and-panchagavya-6179.html\)](https://www.jocpr.com/articles/comparative-yield-analysis-of-chilli-capsicum-annuum-l-by-application-of-vermicompost-and-panchagavya-6179.html)

 [HTML \(https://www.jocpr.com/articles/comparative-yield-analysis-of-chilli-capsicum-annuum-l-by-application-of-vermicompost-and-panchagavya.pdf\)](https://www.jocpr.com/articles/comparative-yield-analysis-of-chilli-capsicum-annuum-l-by-application-of-vermicompost-and-panchagavya.pdf)


 [PDF \(https://www.jocpr.com/articles/comparative-yield-analysis-of-chilli-capsicum-annuum-l-by-application-of-vermicompost-and-panchagavya.pdf\)](https://www.jocpr.com/articles/comparative-yield-analysis-of-chilli-capsicum-annuum-l-by-application-of-vermicompost-and-panchagavya.pdf)


Original Articles


In situ gel based on gellan gum as new carrier for nasal to brain delivery of venlafaxine hydrochloride: In vitro evaluation and in vivo study (<https://www.jocpr.com/articles/in-situ-gel-based-on-gellan-gum-as-new-carrier-for-nasal-to-brain-delivery-of-venlafaxine-hydrochloride-in-vitro-evaluat.pdf>)

Inayat B. Pathan*, Sankat R. Nirkhe and Anand Bairagi

Page No: 324-331

 [Abstract \(https://www.jocpr.com/articles/in-situ-gel-based-on-gellan-gum-as-new-carrier-for-nasal-to-brain-delivery-of-venlafaxine-hydrochloride-in-vitro-evaluat-6183.html\)](https://www.jocpr.com/articles/in-situ-gel-based-on-gellan-gum-as-new-carrier-for-nasal-to-brain-delivery-of-venlafaxine-hydrochloride-in-vitro-evaluat-6183.html)

 [HTML \(https://www.jocpr.com/articles/in-situ-gel-based-on-gellan-gum-as-new-carrier-for-nasal-to-brain-delivery-of-venlafaxine-hydrochloride-in-vitro-evaluat.pdf\)](https://www.jocpr.com/articles/in-situ-gel-based-on-gellan-gum-as-new-carrier-for-nasal-to-brain-delivery-of-venlafaxine-hydrochloride-in-vitro-evaluat.pdf)


 [PDF \(https://www.jocpr.com/articles/in-situ-gel-based-on-gellan-gum-as-new-carrier-for-nasal-to-brain-delivery-of-venlafaxine-hydrochloride-in-vitro-evaluat.pdf\)](https://www.jocpr.com/articles/in-situ-gel-based-on-gellan-gum-as-new-carrier-for-nasal-to-brain-delivery-of-venlafaxine-hydrochloride-in-vitro-evaluat.pdf)


Original Articles

Assessment of cadmium concentrations in wastewater, soil and vegetable samples grown along Kubanni stream channels in Zaria, Kaduna State, Nigeria (<https://www.jocpr.com/articles/assessment-of-cadmium-concentrations-in-wastewater-soil-and-vegetable-samples-grown-along-kubanni-stream-channels-in-zari.pdf>)

S. O. Oladeji and M. D. Saeed

Page No: 332-339

 [Abstract \(https://www.jocpr.com/articles/assessment-of-cadmium-concentrations-in-wastewater-soil-and-vegetable-samples-grown-along-kubanni-stream-channels-in-zari-6199.html\)](https://www.jocpr.com/articles/assessment-of-cadmium-concentrations-in-wastewater-soil-and-vegetable-samples-grown-along-kubanni-stream-channels-in-zari-6199.html)

 [HTML \(https://www.jocpr.com/articles/assessment-of-cadmium-concentrations-in-wastewater-soil-and-vegetable-samples-grown-along-kubanni-stream-channels-in-zari.pdf\)](https://www.jocpr.com/articles/assessment-of-cadmium-concentrations-in-wastewater-soil-and-vegetable-samples-grown-along-kubanni-stream-channels-in-zari.pdf)

 [PDF \(https://www.jocpr.com/articles/assessment-of-cadmium-concentrations-in-wastewater-soil-and-vegetable-samples-grown-along-kubanni-stream-channels-in-zari.pdf\)](https://www.jocpr.com/articles/assessment-of-cadmium-concentrations-in-wastewater-soil-and-vegetable-samples-grown-along-kubanni-stream-channels-in-zari.pdf)


Original Articles

Green synthesis of silver nanoparticles and their antimicrobial property of endophytic fungi isolated from *Mentha arvensis* L. and *Psidium guajava* L (<https://www.jocpr.com/articles/green-synthesis-of-silver-nanoparticles-and-their-antimicrobial-property-of-endophytic-fungi-isolated-from-mentha-arvens.pdf>)

Senthamarai Manogaran, Navaneetha Krishnan, Vinitha Sree Senthilkumar, Sowmyia Manivannan, Vijayalekshmi Veerababhu and Kilavan Packiam Kannan

Page No: 340-346

 [Abstract \(https://www.jocpr.com/articles/green-synthesis-of-silver-nanoparticles-and-their-antimicrobial-property-of-endophytic-fungi-isolated-from-mentha-arvens-6207.html\)](https://www.jocpr.com/articles/green-synthesis-of-silver-nanoparticles-and-their-antimicrobial-property-of-endophytic-fungi-isolated-from-mentha-arvens-6207.html)

 [HTML \(https://www.jocpr.com/articles/green-synthesis-of-silver-nanoparticles-and-their-antimicrobial-property-of-endophytic-fungi-isolated-from-mentha-arvens.pdf\)](https://www.jocpr.com/articles/green-synthesis-of-silver-nanoparticles-and-their-antimicrobial-property-of-endophytic-fungi-isolated-from-mentha-arvens.pdf)

 [PDF \(https://www.jocpr.com/articles/green-synthesis-of-silver-nanoparticles-and-their-antimicrobial-property-of-endophytic-fungi-isolated-from-mentha-arvens.pdf\)](https://www.jocpr.com/articles/green-synthesis-of-silver-nanoparticles-and-their-antimicrobial-property-of-endophytic-fungi-isolated-from-mentha-arvens.pdf)

Original Articles

Production and quality evaluation of Kunun-zaki (A Nigerian fermented cereal beverage) from Millet and *Vigna racemosa* blends (<https://www.jocpr.com/articles/production-and-quality-evaluation-of-kununzaki-a-nigerian-fermented-cereal-beverage-from-millet-and-vignaracemosa-blends.pdf>)

Islamiyat Folashade Bolarinwa, Sulaiman Adebesi Olaniyan, Misbaudeen Abdul- Hammed and Moruf Olanrewaju Oke

Leave a message 

[Abstract \(https://www.jocpr.com/articles/production-and-quality-evaluation-of-kununzaki-a-nigerian-fermented-cereal-beverage-from-millet-and-vignaracemosa-blends-6211.html\)](https://www.jocpr.com/articles/production-and-quality-evaluation-of-kununzaki-a-nigerian-fermented-cereal-beverage-from-millet-and-vignaracemosa-blends-6211.html)[HTML \(https://www.jocpr.com/articles/production-and-quality-evaluation-of-kununzaki-a-nigerian-fermented-cereal-beverage-from-millet-and-vignaracemosa-blends.pdf\)](https://www.jocpr.com/articles/production-and-quality-evaluation-of-kununzaki-a-nigerian-fermented-cereal-beverage-from-millet-and-vignaracemosa-blends.pdf)[PDF \(https://www.jocpr.com/articles/production-and-quality-evaluation-of-kununzaki-a-nigerian-fermented-cereal-beverage-from-millet-and-vignaracemosa-blends.pdf\)](https://www.jocpr.com/articles/production-and-quality-evaluation-of-kununzaki-a-nigerian-fermented-cereal-beverage-from-millet-and-vignaracemosa-blends.pdf)Reach Us   +44 1625708989

Original Articles

Effect of iron oxide nanoparticle in bio digestion of a portable food-waste digester (<https://www.jocpr.com/articles/effect-of-iron-oxide-nanoparticle-in-bio-digestion-of-a-portable-foodwaste-digester.pdf>)

Sreekanth K. M. and Debjyoti Sahu

Page No: 353-359

[Abstract \(https://www.jocpr.com/articles/effect-of-iron-oxide-nanoparticle-in-bio-digestion-of-a-portable-foodwaste-digester-6218.html\)](https://www.jocpr.com/articles/effect-of-iron-oxide-nanoparticle-in-bio-digestion-of-a-portable-foodwaste-digester-6218.html)[HTML \(https://www.jocpr.com/articles/effect-of-iron-oxide-nanoparticle-in-bio-digestion-of-a-portable-foodwaste-digester.pdf\)](https://www.jocpr.com/articles/effect-of-iron-oxide-nanoparticle-in-bio-digestion-of-a-portable-foodwaste-digester.pdf)[PDF \(https://www.jocpr.com/articles/effect-of-iron-oxide-nanoparticle-in-bio-digestion-of-a-portable-foodwaste-digester.pdf\)](https://www.jocpr.com/articles/effect-of-iron-oxide-nanoparticle-in-bio-digestion-of-a-portable-foodwaste-digester.pdf)

Original Articles

A simple and rapid chromatographic technique for the quantification of Albendazole from marketed solid dosage forms (<https://www.jocpr.com/articles/a-simple-and-rapid-chromatographic-technique-for-the-quantification-of-albendazole-from-marketed-solid-dosage-forms.pdf>)

Amit Kumar De, Ashok Kumar Bera and Biswajit Pal*

Page No: 360-365

[Abstract \(https://www.jocpr.com/articles/a-simple-and-rapid-chromatographic-technique-for-the-quantification-of-albendazole-from-marketed-solid-dosage-forms-6222.html\)](https://www.jocpr.com/articles/a-simple-and-rapid-chromatographic-technique-for-the-quantification-of-albendazole-from-marketed-solid-dosage-forms-6222.html)[HTML \(https://www.jocpr.com/articles/a-simple-and-rapid-chromatographic-technique-for-the-quantification-of-albendazole-from-marketed-solid-dosage-forms.pdf\)](https://www.jocpr.com/articles/a-simple-and-rapid-chromatographic-technique-for-the-quantification-of-albendazole-from-marketed-solid-dosage-forms.pdf)[PDF \(https://www.jocpr.com/articles/a-simple-and-rapid-chromatographic-technique-for-the-quantification-of-albendazole-from-marketed-solid-dosage-forms.pdf\)](https://www.jocpr.com/articles/a-simple-and-rapid-chromatographic-technique-for-the-quantification-of-albendazole-from-marketed-solid-dosage-forms.pdf)

Original Articles

Evaluation of antioxidant and antibacterial activities of endophytic fungi isolated from Bauhinia racemosa Lam and Phyllanthus amarus Schum and Thonn. (<https://www.jocpr.com/articles/evaluation-of-antioxidant-and-antibacterial-activities-of-endophytic-fungi-isolated-from-bauhinia-racemosa-lam-and-phyll.pdf>)

Poorani Kandasamy, Senthamarai Manogaran, Madhankumar Dhakshinamoorthy and Kilavan Packiam Kannan

Page No: 366-379

[Abstract \(https://www.jocpr.com/articles/evaluation-of-antioxidant-and-antibacterial-activities-of-endophytic-fungi-isolated-from-bauhinia-racemosa-lam-and-phyll-6227.html\)](https://www.jocpr.com/articles/evaluation-of-antioxidant-and-antibacterial-activities-of-endophytic-fungi-isolated-from-bauhinia-racemosa-lam-and-phyll-6227.html)[HTML \(https://www.jocpr.com/articles/evaluation-of-antioxidant-and-antibacterial-activities-of-endophytic-fungi-isolated-from-bauhinia-racemosa-lam-and-phyll.pdf\)](https://www.jocpr.com/articles/evaluation-of-antioxidant-and-antibacterial-activities-of-endophytic-fungi-isolated-from-bauhinia-racemosa-lam-and-phyll.pdf)[PDF \(https://www.jocpr.com/articles/evaluation-of-antioxidant-and-antibacterial-activities-of-endophytic-fungi-isolated-from-bauhinia-racemosa-lam-and-phyll.pdf\)](https://www.jocpr.com/articles/evaluation-of-antioxidant-and-antibacterial-activities-of-endophytic-fungi-isolated-from-bauhinia-racemosa-lam-and-phyll.pdf)

Original Articles

Synthesis, characterization, and anticancer activity of benzoxazole derivatives (<https://www.jocpr.com/articles/synthesis-characterization-and-anticancer-activity-of-benzoxazole-derivatives.pdf>)

*Maruthamuthu, Bharathi Dileepan A. G., Shameela Rajam, Christina Ruby Stella P. and R. Ranjith

Page No: 380-387

[Abstract \(https://www.jocpr.com/articles/synthesis-characterization-and-anticancer-activity-of-benzoxazole-derivatives-6232.html\)](https://www.jocpr.com/articles/synthesis-characterization-and-anticancer-activity-of-benzoxazole-derivatives-6232.html)[HTML \(https://www.jocpr.com/articles/synthesis-characterization-and-anticancer-activity-of-benzoxazole-derivatives.pdf\)](https://www.jocpr.com/articles/synthesis-characterization-and-anticancer-activity-of-benzoxazole-derivatives.pdf)[PDF \(https://www.jocpr.com/articles/synthesis-characterization-and-anticancer-activity-of-benzoxazole-derivatives.pdf\)](https://www.jocpr.com/articles/synthesis-characterization-and-anticancer-activity-of-benzoxazole-derivatives.pdf)

Original Articles


































Hybrid material based on sulfonated polystyrene and graphene (<https://www.jocpr.com/articles/hybrid-material-based-on-sulfonated-polystyrene-and-graphene.pdf>)

Irfan Gustian, Asdim and Evi Maryanti

Page No: 388-392


[Abstract \(https://www.jocpr.com/articles/hybrid-material-based-on-sulfonated-polystyrene-and-graphene-6233.html\)](https://www.jocpr.com/articles/hybrid-material-based-on-sulfonated-polystyrene-and-graphene-6233.html)[HTML \(https://www.jocpr.com/articles/hybrid-material-based-on-sulfonated-polystyrene-and-graphene.pdf\)](https://www.jocpr.com/articles/hybrid-material-based-on-sulfonated-polystyrene-and-graphene.pdf)[PDF \(https://www.jocpr.com/articles/hybrid-material-based-on-sulfonated-polystyrene-and-graphene.pdf\)](https://www.jocpr.com/articles/hybrid-material-based-on-sulfonated-polystyrene-and-graphene.pdf)Leave a message 


Original Articles


Preliminary GC-MS analysis of an Ayurvedic medicine                                  Kulathadi Kashayam (<https://www.jocpr.com/articles/preliminary-gcms-analysis-of-an-ayurvedic-medicinekulathadi-kashayam.pdf>)

Sanitha Phillips, Mudiganti Ram Krishna Rao*, K. Prabhu, Minu Priya, S. Kalaivani, Aparna Ravi and Shruti Dinakar

Page No: 393-400

 Abstract (<https://www.jocpr.com/articles/preliminary-gcms-analysis-of-an-ayurvedic-medicinekulathadi-kashayam-6237.html>)

 HTML (<https://www.jocpr.com/articles/preliminary-gcms-analysis-of-an-ayurvedic-medicinekulathadi-kashayam.pdf>)

 PDF (<https://www.jocpr.com/articles/preliminary-gcms-analysis-of-an-ayurvedic-medicinekulathadi-kashayam.pdf>)


Reach Us   +44 1625708989


Original Articles


Elevated serum of ECP in acute exacerbations of COPD (<https://www.jocpr.com/articles/elevated-serum-of-ecp-in-acute-exacerbations-of-copd.pdf>)

Rami Daud, Khalil al Kawtly and Ammar Al-Zain

Page No: 401-406

 Abstract (<https://www.jocpr.com/articles/elevated-serum-of-ecp-in-acute-exacerbations-of-copd-6240.html>)

 HTML (<https://www.jocpr.com/articles/elevated-serum-of-ecp-in-acute-exacerbations-of-copd.pdf>)

 PDF (<https://www.jocpr.com/articles/elevated-serum-of-ecp-in-acute-exacerbations-of-copd.pdf>)

Original Articles

Slow release herbicide of 2,4-dichlorophenoxy acetic acid using a biopolymer matrix of microcapsule (<https://www.jocpr.com/articles/slow-release-herbicide-of-24dichlorophenoxy-acetic-acid-using-a-biopolymer-matrix-of-microcapsule.pdf>)

Akmal D.*, Netty Suharti, Syafrimen Yasin, Maria U. and Asiska P. D.

Page No: 407-416

 Abstract (<https://www.jocpr.com/articles/slow-release-herbicide-of-24dichlorophenoxy-acetic-acid-using-a-biopolymer-matrix-of-microcapsule-6244.html>)

 HTML (<https://www.jocpr.com/articles/slow-release-herbicide-of-24dichlorophenoxy-acetic-acid-using-a-biopolymer-matrix-of-microcapsule.pdf>)


 PDF (<https://www.jocpr.com/articles/slow-release-herbicide-of-24dichlorophenoxy-acetic-acid-using-a-biopolymer-matrix-of-microcapsule.pdf>)

Original Articles

Synthesis and antifungal activity of novel metal chelates based on 8-hydroxyquinoline and piperazine ring (<https://www.jocpr.com/articles/synthesis-and-antifungal-activity-of-novel-metal-chelates-based-on-8hydroxyquinoline-and-piperazine-ring.pdf>)

Hitendra D. Raj and Yogesh S. Patel

Page No: 417-421

 Abstract (<https://www.jocpr.com/articles/synthesis-and-antifungal-activity-of-novel-metal-chelates-based-on-8hydroxyquinoline-and-piperazine-ring-6247.html>)

 HTML (<https://www.jocpr.com/articles/synthesis-and-antifungal-activity-of-novel-metal-chelates-based-on-8hydroxyquinoline-and-piperazine-ring.pdf>)


 PDF (<https://www.jocpr.com/articles/synthesis-and-antifungal-activity-of-novel-metal-chelates-based-on-8hydroxyquinoline-and-piperazine-ring.pdf>)


Original Articles


Analysis of fatty acids of the oil from unripe fruit of *Musa paradisiaca* Linn. (<https://www.jocpr.com/articles/analysis-of-fatty-acids-of-the-oil-from-unripe-fruit-of-musa-paradisiaca-linn.pdf>)

Debabrata Nandi, Sushobhan Ukil, Alak K. Ghosh and Subrata Laskar*

Page No: 422-427

 Abstract (<https://www.jocpr.com/articles/analysis-of-fatty-acids-of-the-oil-from-unripe-fruit-of-musa-paradisiaca-linn-6249.html>)

 HTML (<https://www.jocpr.com/articles/analysis-of-fatty-acids-of-the-oil-from-unripe-fruit-of-musa-paradisiaca-linn.pdf>)


 PDF (<https://www.jocpr.com/articles/analysis-of-fatty-acids-of-the-oil-from-unripe-fruit-of-musa-paradisiaca-linn.pdf>)

Original Articles

Method development and validation of visible spectroscopic method for the estimation of tramadol hydrochloride in pure and bulk dosage form (<https://www.jocpr.com/articles/method-development-and-validation-of-visible-spectroscopic-method-for-the-estimation-of-tramadol-hydrochloride-in-pure-a.pdf>)

Jenny Sushmitha Evangiline D.*, Siva Shanker Reddy L., Rajkumar T., Dastagiri Reddy Y., Pushpalatha E., Spandana R. and Meenakshi R.

Page No: 428-432

 Abstract (<https://www.jocpr.com/articles/method-development-and-validation-of-visible-spectroscopic-method-for-the-estimation-of-tramadol-hydrochloride-in-pure-a-6254.html>)

 HTML (<https://www.jocpr.com/articles/method-development-and-validation-of-visible-spectroscopic-method-for-the-estimation-of-tramadol-hydrochloride-in-pure-a.pdf>)

 PDF (<https://www.jocpr.com/articles/method-development-and-validation-of-visible-spectroscopic-method-for-the-estimation-of-tramadol-hydrochloride-in-pure-a.pdf>)

Leave a message 

Original Articles

Rapid titrimetric and spectrophotometric methods for the determination of artesunate in bulk and tablet formulations (<https://www.jocpr.com/articles/rapid-titrimetric-and-spectrophotometric-methods-for-the-determination-of-artesunate-in-bulk-and-tablet-formulations.pdf>)

Attih E. E., Udobang J. A., Ambe D. A. and Akpan A.

Page No: 433-442

Abstract (<https://www.jocpr.com/articles/rapid-titrimetric-and-spectrophotometric-methods-for-the-determination-of-artesunate-in-bulk-and-tablet-formulations.pdf>)

Reach Us  +91 6257144111  +91 1625708989

HTML (<https://www.jocpr.com/articles/rapid-titrimetric-and-spectrophotometric-methods-for-the-determination-of-artesunate-in-bulk-and-tablet-formulations.pdf>)

PDF (<https://www.jocpr.com/articles/rapid-titrimetric-and-spectrophotometric-methods-for-the-determination-of-artesunate-in-bulk-and-tablet-formulations.pdf>)

Original Articles

Antibacterial activity of silver nanoparticles synthesized from plant leaf extract of *Cycas circinalis*, *Ficus amplissima*, *Commelina benghalensis* and *Lippia nodiflora* leaves (<https://www.jocpr.com/articles/antibacterial-activity-of-silver-nanoparticles-synthesized-from-plant-leaf-extract-of-cycas-circinalis-ficus-amplissima.pdf>)

Joy Prabu H.* and Johnson I.

Page No: 443-449

Abstract (<https://www.jocpr.com/articles/antibacterial-activity-of-silver-nanoparticles-synthesized-from-plant-leaf-extract-of-cycas-circinalis-ficus-amplissima-6261.html>)

HTML (<https://www.jocpr.com/articles/antibacterial-activity-of-silver-nanoparticles-synthesized-from-plant-leaf-extract-of-cycas-circinalis-ficus-amplissima.pdf>)

PDF (<https://www.jocpr.com/articles/antibacterial-activity-of-silver-nanoparticles-synthesized-from-plant-leaf-extract-of-cycas-circinalis-ficus-amplissima.pdf>)

Original Articles

Wafers for wound healing (<https://www.jocpr.com/articles/wafers-for-wound-healing.pdf>)

Sharon Fredric*, Devegowda Vishakante Gowda and Yashashwini M.

Page No: 450-468

Abstract (<https://www.jocpr.com/articles/wafers-for-wound-healing-6265.html>)

HTML (<https://www.jocpr.com/articles/wafers-for-wound-healing.pdf>)

PDF (<https://www.jocpr.com/articles/wafers-for-wound-healing.pdf>)

Original Articles

Flavanones: Potential antidengue targets in silico approach (<https://www.jocpr.com/articles/flavanones-potential-antidengue-targets-in-silico-approach.pdf>)

M. M. V. Ramana*, Prasanna B. Ranade, Rahul R. Betkar, Amey P. Nimkar, Balaji C. Mundhe and Shanta Bhar

Page No: 469-474

Abstract (<https://www.jocpr.com/articles/flavanones-potential-antidengue-targets-in-silico-approach-6266.html>)

HTML (<https://www.jocpr.com/articles/flavanones-potential-antidengue-targets-in-silico-approach.pdf>)

PDF (<https://www.jocpr.com/articles/flavanones-potential-antidengue-targets-in-silico-approach.pdf>)

Original Articles

Synthesis and characterization of some novel pyrazolines as antimicrobial agents (<https://www.jocpr.com/articles/synthesis-and-characterization-of-some-novel-pyrazolines-asantimicrobial-agents.pdf>)

Dhaval C. Manvar* and Jaysukhlal M. Parmar

Page No: 475-478

Abstract (<https://www.jocpr.com/articles/synthesis-and-characterization-of-some-novel-pyrazolines-asantimicrobial-agents-6269.html>)

HTML (<https://www.jocpr.com/articles/synthesis-and-characterization-of-some-novel-pyrazolines-asantimicrobial-agents.pdf>)

PDF (<https://www.jocpr.com/articles/synthesis-and-characterization-of-some-novel-pyrazolines-asantimicrobial-agents.pdf>)

Original Articles

Antibacterial activity of *Cassia auriculata* Linn. (<https://www.jocpr.com/articles/antibacterial-activity-of-cassia-auriculata-linn.pdf>)

V. Kavimani, A. Ramadevi, K. Kannan, S. Gnanavel and G. Sivaperumal

Page No: 479-485

Abstract (<https://www.jocpr.com/articles/antibacterial-activity-of-cassia-auriculata-linn-6271.html>)

HTML (<https://www.jocpr.com/articles/antibacterial-activity-of-cassia-auriculata-linn.pdf>)

PDF (<https://www.jocpr.com/articles/antibacterial-activity-of-cassia-auriculata-linn.pdf>)

Leave a message 

Original Articles

In-vitro antibacterial activity, phytochemical investigation and characterization of Anisomeles malabarica (Linn) leaves (<https://www.jocpr.com/articles/invitro-antibacterial-activity-phytochemical-investigation-and-characterization-of-anisomeles-malabarica-linn-leaves.pdf>)

V. Kavimani, A. Ramadevi, K. Kannan, S. Gnanavel and G. Sivaperumal

Page No: 486-492

Abstract (<https://www.jocpr.com/articles/invitro-antibacterial-activity-phytochemical-investigation-and-characterization-of-anisomeles-malabarica-linn-leaves-6275.html>)

HTML (<https://www.jocpr.com/articles/invitro-antibacterial-activity-phytochemical-investigation-and-characterization-of-anisomeles-malabarica-linn-leaves.pdf>)

PDF (<https://www.jocpr.com/articles/invitro-antibacterial-activity-phytochemical-investigation-and-characterization-of-anisomeles-malabarica-linn-leaves.pdf>)

Reach Us

+44 1625708989

Original Articles

Synthesis, characterization and antimicrobial activity of a bivalent schiff base derived from salicylaldehyde and 4-methoxyaniline and its lanthanides (III) complexes (<https://www.jocpr.com/articles/synthesis-characterization-and-antimicrobial-activity-of-a-bivalent-schiff-base-derived-from-salicylaldehyde-and-4methox.pdf>)

V. D. Ingale, V. G. Shinde, N. R. Dighore, A. S. Rajbhoj and S. T. Gaikwad*

Page No: 493-499

Abstract (<https://www.jocpr.com/articles/synthesis-characterization-and-antimicrobial-activity-of-a-bivalent-schiff-base-derived-from-salicylaldehyde-and-4methox-6277.html>)

HTML (<https://www.jocpr.com/articles/synthesis-characterization-and-antimicrobial-activity-of-a-bivalent-schiff-base-derived-from-salicylaldehyde-and-4methox.pdf>)

PDF (<https://www.jocpr.com/articles/synthesis-characterization-and-antimicrobial-activity-of-a-bivalent-schiff-base-derived-from-salicylaldehyde-and-4methox.pdf>)

Original Articles

The assessment of nutritional status, insulin resistance, oxidative status and inflammatory markers of Algerian women with metabolic syndrome (<https://www.jocpr.com/articles/the-assessment-of-nutritional-status-insulin-resistance-oxidative-status-and-inflammatory-markers-of-algerian-women-with.pdf>)

Mohammed Hadjari* and Karima Bereksi

Page No: 500-507

Abstract (<https://www.jocpr.com/articles/the-assessment-of-nutritional-status-insulin-resistance-oxidative-status-and-inflammatory-markers-of-algerian-women-with-6278.html>)

HTML (<https://www.jocpr.com/articles/the-assessment-of-nutritional-status-insulin-resistance-oxidative-status-and-inflammatory-markers-of-algerian-women-with.pdf>)

PDF (<https://www.jocpr.com/articles/the-assessment-of-nutritional-status-insulin-resistance-oxidative-status-and-inflammatory-markers-of-algerian-women-with.pdf>)

Original Articles

Anti-fungal activity of novel synthesized chiral Schiff bases and their reduction products (<https://www.jocpr.com/articles/antifungal-activity-of-novel-synthesized-chiral-schiff-bases-and-their-reduction-products.pdf>)

Ramnath Prasanna, Mohamed Y. Abouleish, Amin F. Majdalawieh, Imad A. Abu-Yousef*, Prince Das and Srinivasan Narasimhan

Page No: 508-513

Abstract (<https://www.jocpr.com/articles/antifungal-activity-of-novel-synthesized-chiral-schiff-bases-and-their-reduction-products-6279.html>)

HTML (<https://www.jocpr.com/articles/antifungal-activity-of-novel-synthesized-chiral-schiff-bases-and-their-reduction-products.pdf>)

PDF (<https://www.jocpr.com/articles/antifungal-activity-of-novel-synthesized-chiral-schiff-bases-and-their-reduction-products.pdf>)

Original Articles

Photo-luminescent characteristics of carboxyl-CdSe quantum dots synthesized with one-pot approach (<https://www.jocpr.com/articles/photoluminescent-characteristics-of-carboxylcdse-quantum-dots-synthesized-with-onepot-approach.pdf>)

Linyan Shen, Ming Ying* and Shen Shao

Page No: 514-517

Abstract (<https://www.jocpr.com/articles/photoluminescent-characteristics-of-carboxylcdse-quantum-dots-synthesized-with-onepot-approach-6280.html>)

HTML (<https://www.jocpr.com/articles/photoluminescent-characteristics-of-carboxylcdse-quantum-dots-synthesized-with-onepot-approach.pdf>)

PDF (<https://www.jocpr.com/articles/photoluminescent-characteristics-of-carboxylcdse-quantum-dots-synthesized-with-onepot-approach.pdf>)

Original Articles

Postulated anti-diabetic effect of fish ear stone (Otolith) in experimental animals (<https://www.jocpr.com/articles/postulated-antidiabetic-effect-of-fish-ear-stone-otolith-in-experimental-animals.pdf>)

Abdullah Ahmed Areqi, Doa Anwar Ibrahim* and Mohamed Salama

Page No: 518-525

Abstract (<https://www.jocpr.com/articles/postulated-antidiabetic-effect-of-fish-ear-stone-otolith-in-experimental-animals-6281.html>)

HTML (<https://www.jocpr.com/articles/postulated-antidiabetic-effect-of-fish-ear-stone-otolith-in-experimental-animals.pdf>)

PDF (<https://www.jocpr.com/articles/postulated-antidiabetic-effect-of-fish-ear-stone-otolith-in-experimental-animals.pdf>)

Leave a message ^

<https://www.jocpr.com/articles/bronsted-base-catalysed-efficient-one-pot-three-component-synthesis-of-dihydropyrimidinone-derivatives.pdf>


Original Articles

Bronsted base catalysed efficient one pot three component synthesis of dihydropyrimidinone derivatives (<https://www.jocpr.com/articles/bronsted-base-catalysed-efficient-one-pot-three-component-synthesis-of-dihydropyrimidinone-derivatives.pdf>)

Hemant Hegde, Santosh L. Gaonkar and Nitinkumar S. Shetty*

Page No: 526-531

Reach Us   +44 1625708989

 Abstract (<https://www.jocpr.com/articles/bronsted-base-catalysed-efficient-one-pot-three-component-synthesis-of-dihydropyrimidinone-derivatives-6282.html>)

 HTML (<https://www.jocpr.com/articles/bronsted-base-catalysed-efficient-one-pot-three-component-synthesis-of-dihydropyrimidinone-derivatives.pdf>)

 PDF (<https://www.jocpr.com/articles/bronsted-base-catalysed-efficient-one-pot-three-component-synthesis-of-dihydropyrimidinone-derivatives.pdf>)

Original Articles


Wet chemical synthesis and characterization of copper doped zinc oxide particle (<https://www.jocpr.com/articles/wet-chemical-synthesis-and-characterization-of-copper-doped-zinc-oxide-particle.pdf>)

Arti Gupta, Anjali Pandey and Ashutosh Kumar

Page No: 532-537

 Abstract (<https://www.jocpr.com/articles/wet-chemical-synthesis-and-characterization-of-copper-doped-zinc-oxide-particle-6284.html>)

 HTML (<https://www.jocpr.com/articles/wet-chemical-synthesis-and-characterization-of-copper-doped-zinc-oxide-particle.pdf>)


 PDF (<https://www.jocpr.com/articles/wet-chemical-synthesis-and-characterization-of-copper-doped-zinc-oxide-particle.pdf>)


Original Articles

Calculation of water quality index (WQI) to assess the suitability of groundwater quality for drinking purposes in Vinukonda Mandal, Guntur District, Andhra Pradesh, India (<https://www.jocpr.com/articles/calculation-of-water-quality-index-wqi-to-assess-the-suitability-of-groundwater-quality-for-drinking-purposes-in-vinukon.pdf>)

M. Suneetha, B. Syama Sundar and K. Ravindhranath*

Page No: 538-545

 Abstract (<https://www.jocpr.com/articles/calculation-of-water-quality-index-wqi-to-assess-the-suitability-of-groundwater-quality-for-drinking-purposes-in-vinukon-6286.html>)

 HTML (<https://www.jocpr.com/articles/calculation-of-water-quality-index-wqi-to-assess-the-suitability-of-groundwater-quality-for-drinking-purposes-in-vinukon.pdf>)


 PDF (<https://www.jocpr.com/articles/calculation-of-water-quality-index-wqi-to-assess-the-suitability-of-groundwater-quality-for-drinking-purposes-in-vinukon.pdf>)


Original Articles


Phytochemical screening of hydro-alcoholic leaf and stem extracts of Calotropis procera R.Br. (<https://www.jocpr.com/articles/phytochemical-screening-of-hydroalcoholic-leaf-and-stem-extracts-of-calotropis-procera-rbr.pdf>)

Monika Gupta* and Jatinder Pal Singh

Page No: 546-548

 Abstract (<https://www.jocpr.com/articles/phytochemical-screening-of-hydroalcoholic-leaf-and-stem-extracts-of-calotropis-procera-rbr-6290.html>)

 HTML (<https://www.jocpr.com/articles/phytochemical-screening-of-hydroalcoholic-leaf-and-stem-extracts-of-calotropis-procera-rbr.pdf>)

 PDF (<https://www.jocpr.com/articles/phytochemical-screening-of-hydroalcoholic-leaf-and-stem-extracts-of-calotropis-procera-rbr.pdf>)

Original Articles


Pharmacokinetic properties, docking study and anti-cancer evaluation of s-triazine-cytosine hybrids (<https://www.jocpr.com/articles/pharmacokinetic-properties-docking-study-and-anticancer-evaluation-of-s-triazine-cytosine-hybrids.pdf>)

M. Karthicka, C. M. Mahalakshmia and V. Chidambaranathanb

Page No: 549-556

 Abstract (<https://www.jocpr.com/articles/pharmacokinetic-properties-docking-study-and-anticancer-evaluation-of-s-triazine-cytosine-hybrids-6293.html>)

 HTML (<https://www.jocpr.com/articles/pharmacokinetic-properties-docking-study-and-anticancer-evaluation-of-s-triazine-cytosine-hybrids.pdf>)

 PDF (<https://www.jocpr.com/articles/pharmacokinetic-properties-docking-study-and-anticancer-evaluation-of-s-triazine-cytosine-hybrids.pdf>)

Original Articles

The growth response stem cuttings of roses (Rosa sp) to plant growth regulator Atonik and Rootone-F (<https://www.jocpr.com/articles/the-growth-response-stem-cuttings-of-roses-rosa-sp-to-plant-growth-regulator-atonik-and-rootonef.pdf>)


Rama R. Sijinjak

Page No: 557-562

Leave a message 

 Abstract (<https://www.jocpr.com/articles/the-growth-response-stem-cuttings-of-roses-rosa-sp-to-plant-growth-regulator-atonik-and-rootonef-6294.html>)

 HTML (<https://www.jocpr.com/articles/the-growth-response-stem-cuttings-of-roses-rosa-sp-to-plant-growth-regulator-atonik-and-rootonef.pdf>)

 PDF (<https://www.jocpr.com/articles/the-growth-response-stem-cuttings-of-roses-rosa-sp-to-plant-growth-regulator-atonik-and-rootonef.pdf>)

Original Articles

Improvement of the cell density of Streptococcus suis by application of pH control and pH feedback substrate feeding (<https://www.jocpr.com/articles/improvement-of-the-cell-density-of-streptococcus-suis-by-application-of-ph-control-and-ph-feedback-substrate-feeding.pdf>)

Likun Cheng, Jing Wang, Shuguang Li, Qiang Fu, Shijun Fu, Xiuyan Yang, Feng Li, Lizhong Miao, Zhiqiang Shen

Page No: 563-568

 Abstract (<https://www.jocpr.com/articles/improvement-of-the-cell-density-of-streptococcus-suis-by-application-of-ph-control-and-ph-feedback-substrate-feeding-6300.html>)

 HTML (<https://www.jocpr.com/articles/improvement-of-the-cell-density-of-streptococcus-suis-by-application-of-ph-control-and-ph-feedback-substrate-feeding.pdf>)

 PDF (<https://www.jocpr.com/articles/improvement-of-the-cell-density-of-streptococcus-suis-by-application-of-ph-control-and-ph-feedback-substrate-feeding.pdf>)

Reviews

Oral dispersible tablets: An over view (<https://www.jocpr.com/articles/oral-dispersible-tablets-an-over-view.pdf>)

Haritwal Manish Kumar*, Kalyanwat Renu and Tiwari Ajay Kumar

Page No: 569-575

 Abstract (<https://www.jocpr.com/articles/oral-dispersible-tablets-an-over-view-6302.html>)

 HTML (<https://www.jocpr.com/articles/oral-dispersible-tablets-an-over-view.pdf>)


 PDF (<https://www.jocpr.com/articles/oral-dispersible-tablets-an-over-view.pdf>)

Original Articles

Experimental design as an approach for design and optimize the efavirenz oral disintegrating tablets (<https://www.jocpr.com/articles/experimental-design-as-an-approach-for-design-and-optimize-the-efavirenz-oral-disintegrating-tablets.pdf>)

V. Ravi Shankar*, L. Aruna, P. Ravi Prakash, Y. Dastagiri Reddy, S. Sulakshana and N. Vijaya Bhaskar

Page No: 576-589

 Abstract (<https://www.jocpr.com/articles/experimental-design-as-an-approach-for-design-and-optimize-the-efavirenz-oral-disintegrating-tablets-6305.html>)

 HTML (<https://www.jocpr.com/articles/experimental-design-as-an-approach-for-design-and-optimize-the-efavirenz-oral-disintegrating-tablets.pdf>)

 PDF (<https://www.jocpr.com/articles/experimental-design-as-an-approach-for-design-and-optimize-the-efavirenz-oral-disintegrating-tablets.pdf>)

Original Articles


Hydrogen bonded nicotinic acid-water complexes studied by ab-initio and density functional theory (<https://www.jocpr.com/articles/hydrogen-bonded-nicotinic-acid-water-complexes-studied-by-ab-initio-and-density-functional-theory.pdf>)

Achche Lal*, Neha Shukla and Devendra K. Singh

Page No: 590-594

 Abstract (<https://www.jocpr.com/articles/hydrogen-bonded-nicotinic-acid-water-complexes-studied-by-ab-initio-and-density-functional-theory-6307.html>)

 HTML (<https://www.jocpr.com/articles/hydrogen-bonded-nicotinic-acid-water-complexes-studied-by-ab-initio-and-density-functional-theory.pdf>)


 PDF (<https://www.jocpr.com/articles/hydrogen-bonded-nicotinic-acid-water-complexes-studied-by-ab-initio-and-density-functional-theory.pdf>)


Original Articles


Refractometric study of substituted aminopyrimidine in non-polar solvent (<https://www.jocpr.com/articles/refractometric-study-of-substituted-aminopyrimidine-in-non-polar-solvent.pdf>)

M. M. Kalaskar, H. S. Chandak and M. P. Wadekar

Page No: 595-601

 Abstract (<https://www.jocpr.com/articles/refractometric-study-of-substituted-aminopyrimidine-in-non-polar-solvent-6314.html>)

 HTML (<https://www.jocpr.com/articles/refractometric-study-of-substituted-aminopyrimidine-in-non-polar-solvent.pdf>)

 PDF (<https://www.jocpr.com/articles/refractometric-study-of-substituted-aminopyrimidine-in-non-polar-solvent.pdf>)

Original Articles

Concentration study level of nitrogen and mineral phosphorus eutrophication and impact of the mouth of Wadi El-Kebir East (W.EL-TARF) (<https://www.jocpr.com/articles/concentration-study-level-of-nitrogen-and-mineral-phosphorus-eutrophication-and-impact-of-the-mouth-of-wadi-el-kebir-east.pdf>)

Salha Guergueb*, Aziz Laifa, Rachid Djamai and Djamel Fadel

Page No: 602-608

Leave a message 

Abstract (<https://www.jocpr.com/articles/concentration-study-level-of-nitrogen-and-mineral-phosphorus-eutrophication-and-impact-of-the-mouth-of-wadi-elkebir-east-6536.html>)

HTML (<https://www.jocpr.com/articles/concentration-study-level-of-nitrogen-and-mineral-phosphorus-eutrophication-and-impact-of-the-mouth-of-wadi-elkebir-east.pdf>)

PDF (<https://www.jocpr.com/articles/concentration-study-level-of-nitrogen-and-mineral-phosphorus-eutrophication-and-impact-of-the-mouth-of-wadi-elkebir-east.pdf>)

Original Articles

Reach Us   +44 1625708989

Evaluation by a principal component analysis of physico-chemical parameters of oil mill wastewater (OMW) in four regions of Meknes-Tafilalet (<https://www.jocpr.com/articles/evaluation-by-a-principal-component-analysis-of-physicochemical-parameters-of-oil-mill-wastewater-omw-in-four-regions-of.pdf>)

Bouthaina Rajib*, Majdouline Larif, Azzedine Elmidaoui and Abdellaziz Chaouch

Page No: 609-614

Abstract (<https://www.jocpr.com/articles/evaluation-by-a-principal-component-analysis-of-physicochemical-parameters-of-oil-mill-wastewater-omw-in-four-regions-of-6546.html>)

HTML (<https://www.jocpr.com/articles/evaluation-by-a-principal-component-analysis-of-physicochemical-parameters-of-oil-mill-wastewater-omw-in-four-regions-of.pdf>)

PDF (<https://www.jocpr.com/articles/evaluation-by-a-principal-component-analysis-of-physicochemical-parameters-of-oil-mill-wastewater-omw-in-four-regions-of.pdf>)

Original Articles

Chemical composition and antifungal activity of essential oil of *Anethum graveolens* L. from South-western Algeria (Bechar) (<https://www.jocpr.com/articles/chemical-composition-and-antifungal-activity-of-essential-oil-of-anethum-graveolens-l-from-southwestern-algeria-bechar.pdf>)

Achraf Khaldi*, Boumedien Meddaha,, Abdellah Moussaoui, Pascal Sonnetc and Moulay Mhammed Akermymd

Page No: 615-620

Abstract (<https://www.jocpr.com/articles/chemical-composition-and-antifungal-activity-of-essential-oil-of-anethum-graveolens-l-from-southwestern-algeria-bechar-6549.html>)

HTML (<https://www.jocpr.com/articles/chemical-composition-and-antifungal-activity-of-essential-oil-of-anethum-graveolens-l-from-southwestern-algeria-bechar.pdf>)

PDF (<https://www.jocpr.com/articles/chemical-composition-and-antifungal-activity-of-essential-oil-of-anethum-graveolens-l-from-southwestern-algeria-bechar.pdf>)

Original Articles

In vitro antimicrobial evaluation of copper, palladium, ruthenium complexes derived from schiff bases (<https://www.jocpr.com/articles/in-vitro-antimicrobial-evaluation-of-copper-palladium-ruthenium-complexes-derived-from-schiff-bases.pdf>)

Mandalaju Shashikala, Arunadevi P., M. Sarangapani, M. S. K. Prasad and Vadde Ravinder

Page No: 633-640

Abstract (<https://www.jocpr.com/articles/in-vitro-antimicrobial-evaluation-of-copper-palladium-ruthenium-complexes-derived-from-schiff-bases-6557.html>)

HTML (<https://www.jocpr.com/articles/in-vitro-antimicrobial-evaluation-of-copper-palladium-ruthenium-complexes-derived-from-schiff-bases.pdf>)

PDF (<https://www.jocpr.com/articles/in-vitro-antimicrobial-evaluation-of-copper-palladium-ruthenium-complexes-derived-from-schiff-bases.pdf>)

Original Articles

In silico analysis for various proteomic parameters of nitrogenases from the phototrophic bacterium *Rhodobacter* species (<https://www.jocpr.com/articles/in-silico-analysis-for-various-proteomic-parameters-of-nitrogenases-from-the-phototrophic-bacterium-rhodobacter-species.pdf>)

Sireesha Radarapu, Karli Geethanjali, K. Madhuri and Ramchander Merugu*

Page No: 641-644

Abstract (<https://www.jocpr.com/articles/in-silico-analysis-for-various-proteomic-parameters-of-nitrogenases-from-the-phototrophic-bacterium-rhodobacter-species-6562.html>)

HTML (<https://www.jocpr.com/articles/in-silico-analysis-for-various-proteomic-parameters-of-nitrogenases-from-the-phototrophic-bacterium-rhodobacter-species.pdf>)

PDF (<https://www.jocpr.com/articles/in-silico-analysis-for-various-proteomic-parameters-of-nitrogenases-from-the-phototrophic-bacterium-rhodobacter-species.pdf>)

Original Articles

The Activity of Medical Plant Extracts with Al₂O₃ Nanoparticles on the Vitality of Bacteria and their Genomes (<https://www.jocpr.com/articles/the-activity-of-medical-plant-extracts-with-al2o3-nanoparticles-on-thevitality-of-bacteria-and-their-genomes.pdf>)

Israa A. J. Ibrahim

Page No: 645-652

Abstract (<https://www.jocpr.com/articles/the-activity-of-medical-plant-extracts-with-al2o3-nanoparticles-on-thevitality-of-bacteria-and-their-genomes-6568.html>)

HTML (<https://www.jocpr.com/articles/the-activity-of-medical-plant-extracts-with-al2o3-nanoparticles-on-thevitality-of-bacteria-and-their-genomes.pdf>)

PDF (<https://www.jocpr.com/articles/the-activity-of-medical-plant-extracts-with-al2o3-nanoparticles-on-thevitality-of-bacteria-and-their-genomes.pdf>)


Original Articles


Leave a message 


Membrane separation in the sugar industry (<https://www.jocpr.com/articles/membrane-separation-in-the-sugar-industry.pdf>)

M. Rafik, H. Qabli, S. Belhamidi, F. Elhannouni, A. Elkhedmaoui and A. Elmidaoui

Page No: 653-658

 Abstract (<https://www.jocpr.com/articles/membrane-separation-in-the-sugar-industry-6576.html>)

 HTML (<https://www.jocpr.com/articles/membrane-separation-in-the-sugar-industry.pdf>)

 PDF (<https://www.jocpr.com/articles/membrane-separation-in-the-sugar-industry.pdf>)


Reach Us   +44 1625708989

Original Articles

Removal of congo red dye from effluent sample using casurina leaves as a adsorbent (<https://www.jocpr.com/articles/removal-of-congo-red-dye-from-effluent-sample-using-casurinaleaves-as-a-adsorbent.pdf>)

E. Kowsalya*, S. Sharmila and Jeyanthi Rebecca

Page No: 659-665

 Abstract (<https://www.jocpr.com/articles/removal-of-congo-red-dye-from-effluent-sample-using-casurinarnleaves-as-a-adsorbent-6583.html>)

 HTML (<https://www.jocpr.com/articles/removal-of-congo-red-dye-from-effluent-sample-using-casurinaleaves-as-a-adsorbent.pdf>)


 PDF (<https://www.jocpr.com/articles/removal-of-congo-red-dye-from-effluent-sample-using-casurinaleaves-as-a-adsorbent.pdf>)

Original Articles


In-vitro antibacterial effect of Punica granatum peel extracts despread in Syria on clinically isolated Pseudomonas aeruginosa (<https://www.jocpr.com/articles/invitro-antibacterial-effect-of-punica-granatum-peel-extracts-despread-in-syria-on-clinically-isolated-pseudomonas-aerug.pdf>)

Hanaa Husin, Mohammed Basher Arnose and Rasha Alkhateeb

Page No: 666-669

 Abstract (<https://www.jocpr.com/articles/invitro-antibacterial-effect-of-punica-granatum-peel-extracts-despread-in-syria-on-clinically-isolated-pseudomonas-aerug-6587.html>)

 HTML (<https://www.jocpr.com/articles/invitro-antibacterial-effect-of-punica-granatum-peel-extracts-despread-in-syria-on-clinically-isolated-pseudomonas-aerug.pdf>)

 PDF (<https://www.jocpr.com/articles/invitro-antibacterial-effect-of-punica-granatum-peel-extracts-despread-in-syria-on-clinically-isolated-pseudomonas-aerug.pdf>)

Original Articles

Synthesis and antibacterial activity of novel hydrazides containing thienopyrimidine (<https://www.jocpr.com/articles/synthesis-and-antibacterial-activity-of-novel-hydrazides-containing-thienopyrimidine.pdf>)

Laxmikant S. Pavase and Dhananjay V. Mane*

Page No: 670-675

 Abstract (<https://www.jocpr.com/articles/synthesis-and-antibacterial-activity-of-novel-hydrazides-containing-thienopyrimidine-6593.html>)

 HTML (<https://www.jocpr.com/articles/synthesis-and-antibacterial-activity-of-novel-hydrazides-containing-thienopyrimidine.pdf>)


 PDF (<https://www.jocpr.com/articles/synthesis-and-antibacterial-activity-of-novel-hydrazides-containing-thienopyrimidine.pdf>)


Original Articles


Synthesis, characterization and biological properties of benzimidazol-8- hydroxy quinoline clubbed azodye and its transition metal chelates (<https://www.jocpr.com/articles/synthesis-characterization-and-biological-properties-of-benzimidazol8-hydroxy-quinoline-clubbed-azodye-and-its-transiti.pdf>)

Arun Singh*, Varsha Parmar and Sanjay Kumar Saraf

Page No: 676-681

 Abstract (<https://www.jocpr.com/articles/synthesis-characterization-and-biological-properties-of-benzimidazol8-hydroxy-quinoline-clubbed-azodye-and-its-transiti-6603.html>)

 HTML (<https://www.jocpr.com/articles/synthesis-characterization-and-biological-properties-of-benzimidazol8-hydroxy-quinoline-clubbed-azodye-and-its-transiti.pdf>)


 PDF (<https://www.jocpr.com/articles/synthesis-characterization-and-biological-properties-of-benzimidazol8-hydroxy-quinoline-clubbed-azodye-and-its-transiti.pdf>)

Original Articles

Simulation of temperature control methodologies for chemical reactor (<https://www.jocpr.com/articles/simulation-of-temperature-control-methodologies-for-chemical-reactor.pdf>)

P. Poongodi and R. Madhu Sudhanan

Page No: 682-689

 Abstract (<https://www.jocpr.com/articles/simulation-of-temperature-control-methodologies-for-chemical-reactor-6606.html>)

 HTML (<https://www.jocpr.com/articles/simulation-of-temperature-control-methodologies-for-chemical-reactor.pdf>)

 PDF (<https://www.jocpr.com/articles/simulation-of-temperature-control-methodologies-for-chemical-reactor.pdf>)

Leave a message 

Original Articles

Synthesis, characterization and chelating properties of furan ring containing organic ligands (<https://www.jocpr.com/articles/synthesis-characterization-and-chelating-properties-of-furan-ring-containingorganic-ligands.pdf>)

Harshadkumar P. Patel, Sefali S. Patel and Asha D. Patel*

Page No: 690-694

Abstract (<https://www.jocpr.com/articles/synthesis-characterization-and-chelating-properties-of-furan-ring-containingorganic-ligands-6610.html>)

Reach Us   +44 1625708989

HTML (<https://www.jocpr.com/articles/synthesis-characterization-and-chelating-properties-of-furan-ring-containingorganic-ligands.pdf>)

PDF (<https://www.jocpr.com/articles/synthesis-characterization-and-chelating-properties-of-furan-ring-containingorganic-ligands.pdf>)

Original Articles

Changes in the biochemical constituents of the freshwater fish, Channa punctatus (Bloch) exposed to the toxicity of cypermethrin (<https://www.jocpr.com/articles/changes-in-the-biochemical-constituents-of-the-freshwater-fish-channa-punctatus-bloch-exposed-to-the-toxicity-of-cyperme.pdf>)

Jaya K. and Shettu N.

Page No: 695-697

Abstract (<https://www.jocpr.com/articles/changes-in-the-biochemical-constituents-of-the-freshwater-fish-channa-punctatus-bloch-exposed-to-the-toxicity-of-cyperme-6615.html>)

HTML (<https://www.jocpr.com/articles/changes-in-the-biochemical-constituents-of-the-freshwater-fish-channa-punctatus-bloch-exposed-to-the-toxicity-of-cyperme.pdf>)

PDF (<https://www.jocpr.com/articles/changes-in-the-biochemical-constituents-of-the-freshwater-fish-channa-punctatus-bloch-exposed-to-the-toxicity-of-cyperme.pdf>)

Original Articles

Transmission electron microscopic study of gills of freshwater fish Channa punctatus (Bloch) exposed to the toxicity of cypermethrin (<https://www.jocpr.com/articles/transmission-electron-microscopic-study-of-gills-of-freshwater-fish-channa-punctatus-bloch-exposed-to-the-toxicity-of-cy.pdf>)

Jaya K. and Shettu N.

Page No: 698-701

Abstract (<https://www.jocpr.com/articles/transmission-electron-microscopic-study-of-gills-of-freshwater-fish-channa-punctatus-bloch-exposed-to-the-toxicity-of-cy-6620.html>)

HTML (<https://www.jocpr.com/articles/transmission-electron-microscopic-study-of-gills-of-freshwater-fish-channa-punctatus-bloch-exposed-to-the-toxicity-of-cy.pdf>)

PDF (<https://www.jocpr.com/articles/transmission-electron-microscopic-study-of-gills-of-freshwater-fish-channa-punctatus-bloch-exposed-to-the-toxicity-of-cy.pdf>)

Original Articles

The corrosion inhibition and adsorption behavior by compound based on cyclotriphosphazene on carbon steel in hydrochloric acid (<https://www.jocpr.com/articles/the-corrosion-inhibition-and-adsorption-behavior-by-compound-based-on-cyclotriphosphazene-on-carbon-steel-in-hydrochlori.pdf>)

Omar Dagdag*, Mustapha El Gouri, Mouhsine Galai, Mohamed Ebn Touhami, Azzouz Essamri and Ahmed El Harfi

Page No: 702-711

Abstract (<https://www.jocpr.com/articles/the-corrosion-inhibition-and-adsorption-behavior-by-compound-based-on-cyclotriphosphazene-on-carbon-steel-in-hydrochlori-6625.html>)

HTML (<https://www.jocpr.com/articles/the-corrosion-inhibition-and-adsorption-behavior-by-compound-based-on-cyclotriphosphazene-on-carbon-steel-in-hydrochlori.pdf>)

PDF (<https://www.jocpr.com/articles/the-corrosion-inhibition-and-adsorption-behavior-by-compound-based-on-cyclotriphosphazene-on-carbon-steel-in-hydrochlori.pdf>)

Original Articles

Influence of a derivative of cyclotriphosphazene as a corrosion inhibitor for carbon steel in 3% NaCl medium (<https://www.jocpr.com/articles/influence-of-a-derivative-of-cyclotriphosphazene-as-a-corrosion-inhibitor-for-carbon-steel-in-3-nacl-medium.pdf>)

Omar Dagdag*, Mustapha El Gouri1,, Mouhsine Galai, Mohamed Ebn Touhami, Azzouz Essamri and Ahmed El Harfi

Page No: 712-720

Abstract (<https://www.jocpr.com/articles/influence-of-a-derivative-of-cyclotriphosphazene-as-a-corrosion-inhibitor-for-carbon-steel-in-3-nacl-medium-6629.html>)

HTML (<https://www.jocpr.com/articles/influence-of-a-derivative-of-cyclotriphosphazene-as-a-corrosion-inhibitor-for-carbon-steel-in-3-nacl-medium.pdf>)

PDF (<https://www.jocpr.com/articles/influence-of-a-derivative-of-cyclotriphosphazene-as-a-corrosion-inhibitor-for-carbon-steel-in-3-nacl-medium.pdf>)

Original Articles


Removal of metal ions bearing industrial effluents by H-acid containing ion exchange resin (<https://www.jocpr.com/articles/removal-of-metal-ions-bearing-industrial-effluents-by-hacid-containing-ion-exchange-resin.pdf>)


Arun Singh*, Varsha Parmar and Sanjay Kumar Saraf

Page No: 721-726

Abstract (<https://www.jocpr.com/articles/removal-of-metal-ions-bearing-industrial-effluents-by-hacid-containing-ion-exchange-resin-6632.html>)

Leave a message 

 [HTML \(https://www.jocpr.com/articles/removal-of-metal-ions-bearing-industrial-effluents-by-hacid-containing-ion-exchange-resin.pdf\)](https://www.jocpr.com/articles/removal-of-metal-ions-bearing-industrial-effluents-by-hacid-containing-ion-exchange-resin.pdf)

 [PDF \(https://www.jocpr.com/articles/removal-of-metal-ions-bearing-industrial-effluents-by-hacid-containing-ion-exchange-resin.pdf\)](https://www.jocpr.com/articles/removal-of-metal-ions-bearing-industrial-effluents-by-hacid-containing-ion-exchange-resin.pdf)


Original Articles


Solvent free synthesis of p-hydroxyacetophenone in a situ using eco-friendly catalyst in Fries rearrangement (<https://www.jocpr.com/articles/solvent-free-synthesis-of-p-hydroxyacetophenone-in-a-situ-using-ecofriendly-catalyst-in-fries-rearrangement.pdf>)


Prashant B. Chouke*, Ratiram Gomaji Chaudhary and Vishwas N. Ingle

Page No: 727-731

Reach Us   +44 1625708989

 [Abstract \(https://www.jocpr.com/articles/solvent-free-synthesis-of-p-hydroxyacetophenone-in-a-situ-using-ecofriendly-catalyst-in-fries-rearrangement-6635.html\)](https://www.jocpr.com/articles/solvent-free-synthesis-of-p-hydroxyacetophenone-in-a-situ-using-ecofriendly-catalyst-in-fries-rearrangement-6635.html)

 [HTML \(https://www.jocpr.com/articles/solvent-free-synthesis-of-p-hydroxyacetophenone-in-a-situ-using-ecofriendly-catalyst-in-fries-rearrangement.pdf\)](https://www.jocpr.com/articles/solvent-free-synthesis-of-p-hydroxyacetophenone-in-a-situ-using-ecofriendly-catalyst-in-fries-rearrangement.pdf)


 [PDF \(https://www.jocpr.com/articles/solvent-free-synthesis-of-p-hydroxyacetophenone-in-a-situ-using-ecofriendly-catalyst-in-fries-rearrangement.pdf\)](https://www.jocpr.com/articles/solvent-free-synthesis-of-p-hydroxyacetophenone-in-a-situ-using-ecofriendly-catalyst-in-fries-rearrangement.pdf)

Original Articles


Medicinal plant knowledge of a folk medicinal practiti oner of Kishoreganj district, Bangladesh (<https://www.jocpr.com/articles/medicinal-plant-knowledge-of-a-folk-medicinal-practiti-oner-of-kishoreganj-district-bangladesh.pdf>)

Thamina Sultana, Md. Nahid Akter, Afsana Papri, Md. Atiqur Rahman, Abul Hasnat Md. Shahneowaj, Ashiqur Rahman Ashiq, Razia Sultana, Isma Ara, Md. Tabibul Islam, Protiva Rani Das and Mohammed Rahmatullah*

Page No: 732-736

 [Abstract \(https://www.jocpr.com/articles/medicinal-plant-knowledge-of-a-folk-medicinal-practiti-oner-of-kishoreganj-district-bangladesh-6639.html\)](https://www.jocpr.com/articles/medicinal-plant-knowledge-of-a-folk-medicinal-practiti-oner-of-kishoreganj-district-bangladesh-6639.html)

 [HTML \(https://www.jocpr.com/articles/medicinal-plant-knowledge-of-a-folk-medicinal-practiti-oner-of-kishoreganj-district-bangladesh.pdf\)](https://www.jocpr.com/articles/medicinal-plant-knowledge-of-a-folk-medicinal-practiti-oner-of-kishoreganj-district-bangladesh.pdf)

 [PDF \(https://www.jocpr.com/articles/medicinal-plant-knowledge-of-a-folk-medicinal-practiti-oner-of-kishoreganj-district-bangladesh.pdf\)](https://www.jocpr.com/articles/medicinal-plant-knowledge-of-a-folk-medicinal-practiti-oner-of-kishoreganj-district-bangladesh.pdf)


Original Articles

Agriculture waste biomass valorisation for cationic dyes sequestration: A concise review (<https://www.jocpr.com/articles/agriculture-waste-biomass-valorisation-for-cationic-dyes-sequestrationa-concise-review.pdf>)

N. Sivarajasekar* and R. Baskar

Page No: 737-748

 [Abstract \(https://www.jocpr.com/articles/agriculture-waste-biomass-valorisation-for-cationic-dyes-sequestrationa-concise-review-6644.html\)](https://www.jocpr.com/articles/agriculture-waste-biomass-valorisation-for-cationic-dyes-sequestrationa-concise-review-6644.html)

 [HTML \(https://www.jocpr.com/articles/agriculture-waste-biomass-valorisation-for-cationic-dyes-sequestrationa-concise-review.pdf\)](https://www.jocpr.com/articles/agriculture-waste-biomass-valorisation-for-cationic-dyes-sequestrationa-concise-review.pdf)


 [PDF \(https://www.jocpr.com/articles/agriculture-waste-biomass-valorisation-for-cationic-dyes-sequestrationa-concise-review.pdf\)](https://www.jocpr.com/articles/agriculture-waste-biomass-valorisation-for-cationic-dyes-sequestrationa-concise-review.pdf)

Original Articles

Physico-chemical characterization of effluent from the effluent treatment plant using activated sludge from Saida city (Algeria) and evaluation of the pollution degree (<https://www.jocpr.com/articles/physicochemical-characterization-of-effluent-from-the-effluent-treatment-plant-using-activated-sludge-from-saida-city-al.pdf>)

Benaricha Boumediene and Elouissi Abdelkader

Page No: 749-763

 [Abstract \(https://www.jocpr.com/articles/physicochemical-characterization-of-effluent-from-the-effluent-treatment-plant-using-activated-sludge-from-saida-city-al-6645.html\)](https://www.jocpr.com/articles/physicochemical-characterization-of-effluent-from-the-effluent-treatment-plant-using-activated-sludge-from-saida-city-al-6645.html)

 [HTML \(https://www.jocpr.com/articles/physicochemical-characterization-of-effluent-from-the-effluent-treatment-plant-using-activated-sludge-from-saida-city-al.pdf\)](https://www.jocpr.com/articles/physicochemical-characterization-of-effluent-from-the-effluent-treatment-plant-using-activated-sludge-from-saida-city-al.pdf)

 [PDF \(https://www.jocpr.com/articles/physicochemical-characterization-of-effluent-from-the-effluent-treatment-plant-using-activated-sludge-from-saida-city-al.pdf\)](https://www.jocpr.com/articles/physicochemical-characterization-of-effluent-from-the-effluent-treatment-plant-using-activated-sludge-from-saida-city-al.pdf)

Original Articles

In vitro anticancer activity of L-arginase produced from Idiomarina sediminum; H1695 (<https://www.jocpr.com/articles/in-vitro-anticancer-activity-of-larginase-produced-from-idiomarina-sediminum-h1695.pdf>)

Rahamat Unissa*, M. Sudhakar and A. Sunil Kumar Reddy

Page No: 764-770


 [Abstract \(https://www.jocpr.com/articles/in-vitro-anticancer-activity-of-larginase-produced-from-idiomarina-sediminum-h1695-6651.html\)](https://www.jocpr.com/articles/in-vitro-anticancer-activity-of-larginase-produced-from-idiomarina-sediminum-h1695-6651.html)

 [HTML \(https://www.jocpr.com/articles/in-vitro-anticancer-activity-of-larginase-produced-from-idiomarina-sediminum-h1695.pdf\)](https://www.jocpr.com/articles/in-vitro-anticancer-activity-of-larginase-produced-from-idiomarina-sediminum-h1695.pdf)

 [PDF \(https://www.jocpr.com/articles/in-vitro-anticancer-activity-of-larginase-produced-from-idiomarina-sediminum-h1695.pdf\)](https://www.jocpr.com/articles/in-vitro-anticancer-activity-of-larginase-produced-from-idiomarina-sediminum-h1695.pdf)

Original Articles

Antidiabetic activity of Poterium sanguisorba L. extract on streptozotocinnicotinamide induced diabetic rats (<https://www.jocpr.com/articles/antidiabetic-activity-of-poterium-sanguisorba-l-extract-on-streptozotocinnicotinamide-induced-diabetic-rats.pdf>)

Leave a message 

Viktoria Klevanova and Sergiy Trzhetsynskiy
Page No: 771-776

Abstract (<https://www.jocpr.com/articles/antidiabetic-activity-of-poterium-sanguisorba-l-extract-on-streptozotocinnicotinamide-induced-diabetic-rats-6654.html>)

HTML (<https://www.jocpr.com/articles/antidiabetic-activity-of-poterium-sanguisorba-l-extract-on-streptozotocinnicotinamide-induced-diabetic-rats.pdf>)

PDF (<https://www.jocpr.com/articles/antidiabetic-activity-of-poterium-sanguisorba-l-extract-on-streptozotocinnicotinamide-induced-diabetic-rats.pdf>)

Reach Us   +44 1625708989

Original Articles

Investigation into the studies on anti-histaminic and bronchodilator activity of polyherbal compound (Siringiyathi Chooranam) in albino rats (<https://www.jocpr.com/articles/investigation-into-the-studies-on-antihistaminic-and-bronchodilator-activity-of-polyherbal-compound-siringiyathi-chooran.pdf>)

Amutha K.*, Selvakumari U. and Ramachandran M.

Page No: 777-781

Abstract (<https://www.jocpr.com/articles/investigation-into-the-studies-on-antihistaminic-and-bronchodilator-activity-of-polyherbal-compound-siringiyathi-chooran-6658.html>)

HTML (<https://www.jocpr.com/articles/investigation-into-the-studies-on-antihistaminic-and-bronchodilator-activity-of-polyherbal-compound-siringiyathi-chooran.pdf>)

PDF (<https://www.jocpr.com/articles/investigation-into-the-studies-on-antihistaminic-and-bronchodilator-activity-of-polyherbal-compound-siringiyathi-chooran.pdf>)

Original Articles

Phytoremediation effect of Ricinus communis, Malva parviflora and Triticum repens on crude oil contaminated soil (<https://www.jocpr.com/articles/phytoremediation-effect-of-ricinus-communis-malva-parviflora-and-triticum-repens-on-crude-oil-contaminated-soil.pdf>)

Sakina Saadawi*, Marwa Algadi, Amal Ammar, Salah Mohamed and Khairi Alennabi

Page No: 782-786

Abstract (<https://www.jocpr.com/articles/phytoremediation-effect-of-ricinus-communis-malva-parviflora-and-triticum-repens-on-crude-oil-contaminated-soil-6666.html>)

HTML (<https://www.jocpr.com/articles/phytoremediation-effect-of-ricinus-communis-malva-parviflora-and-triticum-repens-on-crude-oil-contaminated-soil.pdf>)

PDF (<https://www.jocpr.com/articles/phytoremediation-effect-of-ricinus-communis-malva-parviflora-and-triticum-repens-on-crude-oil-contaminated-soil.pdf>)

Original Articles

Preparation and characterization of virgin coconut oil nanoemulgel (<https://www.jocpr.com/articles/preparation-and-characterization-of-virgin-coconut-oil-nanoemulgel.pdf>)

Padmadevi Chellapa, Ahmad Mustafa Eid and Nagib Ali Elmarzugia,*

Page No: 787-793

Abstract (<https://www.jocpr.com/articles/preparation-and-characterization-of-virgin-coconut-oil-nanoemulgel-6669.html>)

HTML (<https://www.jocpr.com/articles/preparation-and-characterization-of-virgin-coconut-oil-nanoemulgel.pdf>)

PDF (<https://www.jocpr.com/articles/preparation-and-characterization-of-virgin-coconut-oil-nanoemulgel.pdf>)

Original Articles

Extraction of zinc from polluted waters using bio-sorbents derived from Prosopis cineraia, Tephrosia purpurea and Justicia adhatoda plants (<https://www.jocpr.com/articles/extraction-of-zinc-from-polluted-waters-using-biosorbents-derived-from-prosopis-cineraia-tephrosia-purpurea-and-justicia.pdf>)

Y. Hanumantha Rao, G. V. Krishna Mohan and K. Ravindhranath*

Page No: 794-808

Abstract (<https://www.jocpr.com/articles/extraction-of-zinc-from-polluted-waters-using-biosorbents-derived-from-prosopis-cineraia-tephrosia-purpurea-and-justicia-6677.html>)

HTML (<https://www.jocpr.com/articles/extraction-of-zinc-from-polluted-waters-using-biosorbents-derived-from-prosopis-cineraia-tephrosia-purpurea-and-justicia.pdf>)

PDF (<https://www.jocpr.com/articles/extraction-of-zinc-from-polluted-waters-using-biosorbents-derived-from-prosopis-cineraia-tephrosia-purpurea-and-justicia.pdf>)

Original Articles

Muscle relaxant and antibacterial activity of leaf extracts of Feronia limonia (<https://www.jocpr.com/articles/muscle-relaxant-and-antibacterial-activity-of-leaf-extracts-of-feronia-limonia.pdf>)

Praveen D.*, Ranadheer Chowdary P., Sajal S. and Vijey Anandhi M.

Page No: 809-812

Abstract (<https://www.jocpr.com/articles/muscle-relaxant-and-antibacterial-activity-of-leaf-extracts-of-feronia-limonia-6686.html>)

HTML (<https://www.jocpr.com/articles/muscle-relaxant-and-antibacterial-activity-of-leaf-extracts-of-feronia-limonia.pdf>)

PDF (<https://www.jocpr.com/articles/muscle-relaxant-and-antibacterial-activity-of-leaf-extracts-of-feronia-limonia.pdf>)

Leave a message 

Original Articles

Original Articles

Photoproduction of hydrogen by anoxygenic phototrophic consortium isolated from Bhima Amarja River, Karnataka (<https://www.jocpr.com/articles/photoproduction-of-hydrogen-by-anoxygenic-phototrophic-consortium-isolated-from-bhima-amarja-river-karnataka.pdf>)

Swetha Garimella, Vasantha Mittapelli, R. Roopa, Sabina Harold and Ramchander Merugu*

Page No: 813-816

Abstract (<https://www.jocpr.com/articles/photoproduction-of-hydrogen-by-anoxygenic-phototrophic-consortium-isolated-from-bhima-amarja-river-karnataka-6690.html>)

HTML (<https://www.jocpr.com/articles/photoproduction-of-hydrogen-by-anoxygenic-phototrophic-consortium-isolated-from-bhima-amarja-river-karnataka.pdf>)

PDF (<https://www.jocpr.com/articles/photoproduction-of-hydrogen-by-anoxygenic-phototrophic-consortium-isolated-from-bhima-amarja-river-karnataka.pdf>)

Reach Us  +44 1625708989

Original Articles

UV derivative spectrophotometric methods for estimation of ofloxacin in bulk and pharmaceutical dosage form (<https://www.jocpr.com/articles/uv-derivative-spectrophotometric-methods-for-estimation-of-ofloxacin-in-bulkand-pharmaceutical-dosage-form.pdf>)

Rajan V. Rele

Page No: 817-822

Abstract (<https://www.jocpr.com/articles/uv-derivative-spectrophotometric-methods-for-estimation-of-ofloxacin-in-bulkand-pharmaceutical-dosage-form-6694.html>)

HTML (<https://www.jocpr.com/articles/uv-derivative-spectrophotometric-methods-for-estimation-of-ofloxacin-in-bulkand-pharmaceutical-dosage-form.pdf>)

PDF (<https://www.jocpr.com/articles/uv-derivative-spectrophotometric-methods-for-estimation-of-ofloxacin-in-bulkand-pharmaceutical-dosage-form.pdf>)

Original Articles

Inhibition effect of 4-hydroxyquinoline-2-carboxylic acid on corrosion of mild steel in 1M sulphuric acid solution (<https://www.jocpr.com/articles/inhibition-effect-of-4hydroxyquinoline2carboxylic-acid-on-corrosion-of-mild-steel-in-1m-sulphuric-acid-solution.pdf>)

R. Ganapathi Sundaram, M. Sundaravivelu*, G. Karthik and G. Vengatesh

Page No: 823-835

Abstract (<https://www.jocpr.com/articles/inhibition-effect-of-4hydroxyquinoline2carboxylic-acid-on-corrosion-of-mild-steel-in-1m-sulphuric-acid-solution-6696.html>)

HTML (<https://www.jocpr.com/articles/inhibition-effect-of-4hydroxyquinoline2carboxylic-acid-on-corrosion-of-mild-steel-in-1m-sulphuric-acid-solution.pdf>)

PDF (<https://www.jocpr.com/articles/inhibition-effect-of-4hydroxyquinoline2carboxylic-acid-on-corrosion-of-mild-steel-in-1m-sulphuric-acid-solution.pdf>)

Original Articles

Evaluation of wound healing properties of Salvia splendens leaves in streptozotocin induced diabetic rats (<https://www.jocpr.com/articles/evaluation-of-wound-healing-properties-of-salvia-splendens-leaves-in-streptozotocin-induced-diabetic-rats.pdf>)

Mahendra Pratap Chopra*, Papiya Mitra Mazumder and Dinakar Sasmal

Page No: 836-842

Abstract (<https://www.jocpr.com/articles/evaluation-of-wound-healing-properties-of-salvia-splendens-leaves-in-streptozotocin-induced-diabetic-rats-6702.html>)

HTML (<https://www.jocpr.com/articles/evaluation-of-wound-healing-properties-of-salvia-splendens-leaves-in-streptozotocin-induced-diabetic-rats.pdf>)

PDF (<https://www.jocpr.com/articles/evaluation-of-wound-healing-properties-of-salvia-splendens-leaves-in-streptozotocin-induced-diabetic-rats.pdf>)

Original Articles

Niosomal transdermal gel formulation of curcumin having anti-inflammatory effect in experimental rat models (<https://www.jocpr.com/articles/niosomal-transdermal-gel-formulation-of-curcumin-having-antiinflammatoryeffect-in-experimental-rat-models.pdf>)

Latifah Rahman, Arisanty and Marianti A. Manggau

Page No: 843-849

Abstract (<https://www.jocpr.com/articles/niosomal-transdermal-gel-formulation-of-curcumin-having-antiinflammatoryeffect-in-experimental-rat-models-6706.html>)

HTML (<https://www.jocpr.com/articles/niosomal-transdermal-gel-formulation-of-curcumin-having-antiinflammatoryeffect-in-experimental-rat-models.pdf>)

PDF (<https://www.jocpr.com/articles/niosomal-transdermal-gel-formulation-of-curcumin-having-antiinflammatoryeffect-in-experimental-rat-models.pdf>)

Original Articles

Isolation and characterisation of coumarin from the stem bark of Polyalthia longifolia (<https://www.jocpr.com/articles/isolation-and-characterisation-of-coumarin-from-the-stem-bark-ofpolyalthia-longifolia.pdf>)

Adlis Santoni, Dewanti Suci, Yola Marta, Mai Efdi and Sanusi Ibrahim*

Page No: 850-859

Abstract (<https://www.jocpr.com/articles/isolation-and-characterisation-of-coumarin-from-the-stem-bark-ofrnpolyalthia-longifolia-6716.html>)

HTML (<https://www.jocpr.com/articles/isolation-and-characterisation-of-coumarin-from-the-stem-bark-ofpolyalthia-longifolia.pdf>)

PDF (<https://www.jocpr.com/articles/isolation-and-characterisation-of-coumarin-from-the-stem-bark-ofpolyalthia-longifolia.pdf>)

Leave a message 


Original Articles

Optimization and validation of process for formulation of duloxetine hydrochloride capsules (<https://www.jocpr.com/articles/optimization-and-validation-of-process-for-formulation-of-duloxetinehydrochloride-capsules.pdf>)

Lavudi Saida and P. Chaitanya Sravanthi

Page No: 860-867

Reach Us   +44 1625708989

 Abstract (<https://www.jocpr.com/articles/optimization-and-validation-of-process-for-formulation-of-duloxetinehydrochloride-capsules-6726.html>)

 HTML (<https://www.jocpr.com/articles/optimization-and-validation-of-process-for-formulation-of-duloxetinehydrochloride-capsules.pdf>)


 PDF (<https://www.jocpr.com/articles/optimization-and-validation-of-process-for-formulation-of-duloxetinehydrochloride-capsules.pdf>)

Original Articles

Synthesis, antimicrobial and ion exchange studies of some terpolymer resins derived from substituted resorcinol, biuret and formaldehyde (<https://www.jocpr.com/articles/synthesis-antimicrobial-and-ion-exchange-studies-of-some-terpolymer-resinsderived-from-substituted-resorcinol-biuret-and.pdf>)

Maroju Ravichander, Gunreddy Anand Reddy, Vadlapudi Malathi, Jalapathi Pochampalli* and Rajakomuraiah Thampu

Page No: 868-871

 Abstract (<https://www.jocpr.com/articles/synthesis-antimicrobial-and-ion-exchange-studies-of-some-terpolymer-resinsrderived-from-substituted-resorcinol-biuret-a-6733.html>)

 HTML (<https://www.jocpr.com/articles/synthesis-antimicrobial-and-ion-exchange-studies-of-some-terpolymer-resinsderived-from-substituted-resorcinol-biuret-and.pdf>)


 PDF (<https://www.jocpr.com/articles/synthesis-antimicrobial-and-ion-exchange-studies-of-some-terpolymer-resinsderived-from-substituted-resorcinol-biuret-and.pdf>)


Original Articles


A novel validated RP-HPLC-DAD method for the estimation of Lenvatinib Mesylate in bulk and pharmaceutical dosage form (<https://www.jocpr.com/articles/a-novel-validated-rphplcdad-method-for-the-estimation-of-lenvatinibmesylate-in-bulk-and-pharmaceutical-dosage-form.pdf>)

Uttam Prasad Panigrahy* and A. Sunil Kumar Reddy

Page No: 872-881

 Abstract (<https://www.jocpr.com/articles/a-novel-validated-rphplcdad-method-for-the-estimation-of-lenvatinibrnmesylate-in-bulk-and-pharmaceutical-dosage-form-6739.html>)

 HTML (<https://www.jocpr.com/articles/a-novel-validated-rphplcdad-method-for-the-estimation-of-lenvatinibmesylate-in-bulk-and-pharmaceutical-dosage-form.pdf>)

 PDF (<https://www.jocpr.com/articles/a-novel-validated-rphplcdad-method-for-the-estimation-of-lenvatinibmesylate-in-bulk-and-pharmaceutical-dosage-form.pdf>)

Original Articles

Complete bipartite graph, tree graph and complete split graphanalysis of N-hydroxy-3,5-dimethyl-2,6-diphenylpiperdin-4-onesemicarbazone from the spectral data (<https://www.jocpr.com/articles/complete-bipartite-graph-tree-graph-and-complete-split-graphanalysis-of-nhydroxy35dimethyl26diphenylpiperdin4onesemicarb.pdf>)

J. B. Veeramalini, V. Narayanan and G. Baskar

Page No: 882-888

 Abstract (<https://www.jocpr.com/articles/complete-bipartite-graph-tree-graph-and-complete-split-graphanalysis-of-nhydroxy35dimethyl26diphenylpiperdin4onesemicarb-6744.html>)

 HTML (<https://www.jocpr.com/articles/complete-bipartite-graph-tree-graph-and-complete-split-graphanalysis-of-nhydroxy35dimethyl26diphenylpiperdin4onesemicarb.pdf>)

 PDF (<https://www.jocpr.com/articles/complete-bipartite-graph-tree-graph-and-complete-split-graphanalysis-of-nhydroxy35dimethyl26diphenylpiperdin4onesemicarb.pdf>)

Original Articles

A new rotenoid from Derris scandens

Veeramallu Lakshmana Rao, Katreddy Sankara Reddy, Asadi Umamaheswari and Duvvuru Gunasekar*

Page No: 889-891

 Abstract (<https://www.jocpr.com/articles/a-new-rotenoid-from-derris-scandens-6747.html>)

 HTML (<https://www.jocpr.com/articles/>)

 PDF (<https://www.jocpr.com/articles/>)


Original Articles

Two and three-parameter isothermal modeling for adsorption of Crystal Violet dye onto Natural Illitic Clay: Nonlinear regression analysis (<https://www.jocpr.com/articles/two-and-threeparameter-isothermal-modeling-for-adsorption-of-crystal-violet-dye-onto-natural-illitic-clay-nonlinear-regr.pdf>)


Otheman Amrhar*, Hakima Nassali and Mohamed S. Elyoubi

Page No: 892-903

 Abstract (<https://www.jocpr.com/articles/two-and-threeparameter-isothermal-modeling-for-adsorption-of-crystal-violet-dye-onto-natural-illitic-clay-nonlinear-regr-6756.html>)

 HTML (<https://www.jocpr.com/articles/two-and-threeparameter-isothermal-modeling-for-adsorption-of-crystal-violet-dye-onto-natural-illitic-clay-nonlinear-regr.pdf>)

Leave a message 


 PDF (<https://www.jocpr.com/articles/two-and-threeparameter-isothermal-modeling-for-adsorption-of-crystal-violet-dye-onto-natural-illitic-clay-nonlinear-regr.pdf>)

Original Articles


Fabrication and evaluation of citrate stabilized zinc oxide quantum dots (<https://www.jocpr.com/articles/fabrication-and-evaluation-of-citrate-stabilized-zinc-oxide-quantum-dots.pdf>)

Jomon N. Baby, K. Pramod*, Syril John, M. R. Aji Alex, C. V. Suneesh and M. A. Tahir

Page No: 904-911

 Abstract (<https://www.jocpr.com/articles/fabrication-and-evaluation-of-citrate-stabilized-zinc-oxide-quantum-dots-6765.html>)

Reach Us   +44 1625708989

 HTML (<https://www.jocpr.com/articles/fabrication-and-evaluation-of-citrate-stabilized-zinc-oxide-quantum-dots.pdf>)

 PDF (<https://www.jocpr.com/articles/fabrication-and-evaluation-of-citrate-stabilized-zinc-oxide-quantum-dots.pdf>)

Original Articles


Synthesis and biological evaluation of new amino derivatives of 1,4-naphthoquinone (<https://www.jocpr.com/articles/synthesis-and-biological-evaluation-of-new-amino-derivatives-of-14naphthoquinone.pdf>)

Oksana Figurka*, Semen Khomyak, Mykola Platonov, Ivan Martynyuk, Olena Stadnichuk, Serhiy Korolko, Halyna Leskiv, Olena Yaremkevych and Volodymyr Novikov

Page No: 912-919

 Abstract (<https://www.jocpr.com/articles/synthesis-and-biological-evaluation-of-new-amino-derivatives-of-14naphthoquinone-6769.html>)

 HTML (<https://www.jocpr.com/articles/synthesis-and-biological-evaluation-of-new-amino-derivatives-of-14naphthoquinone.pdf>)

 PDF (<https://www.jocpr.com/articles/synthesis-and-biological-evaluation-of-new-amino-derivatives-of-14naphthoquinone.pdf>)


Original Articles


Chemical constituents, antihyperglycemic and antioxidant effects of Nepeta hindostana whole herb in alloxan and OGTT induced diabetes in rats (<https://www.jocpr.com/articles/chemical-constituents-antihyperglycemic-and-antioxidant-effects-of-nepeta-hindostana-whole-herb-in-alloxan-and-ogtt-indu.pdf>)

Sushma Kainsa and Randhir Singh

Page No: 920-932

 Abstract (<https://www.jocpr.com/articles/chemical-constituents-antihyperglycemic-and-antioxidant-effects-of-nepeta-hindostana-whole-herb-in-alloxan-and-ogtt-indu-6773.html>)

 HTML (<https://www.jocpr.com/articles/chemical-constituents-antihyperglycemic-and-antioxidant-effects-of-nepeta-hindostana-whole-herb-in-alloxan-and-ogtt-indu.pdf>)


 PDF (<https://www.jocpr.com/articles/chemical-constituents-antihyperglycemic-and-antioxidant-effects-of-nepeta-hindostana-whole-herb-in-alloxan-and-ogtt-indu.pdf>)


Original Articles


A new synthetic approach synthesis of bis-macromonomers of polyepichlorhydrin by exchanged montmorillonite (<https://www.jocpr.com/articles/a-new-synthetic-approach-synthesis-of-bismacromonomers-of-polyepichlorhydrin-by-exchanged-montmorillonite.pdf>)

H. Mekkaoui, A. Yahiaoui*, A. Hachemaoui, A. M. Benkouider and Mohammed Belbachir

Page No: 933-944

 Abstract (<https://www.jocpr.com/articles/a-new-synthetic-approach-synthesis-of-bismacromonomers-of-polyepichlorhydrin-by-exchanged-montmorillonite-6777.html>)

 HTML (<https://www.jocpr.com/articles/a-new-synthetic-approach-synthesis-of-bismacromonomers-of-polyepichlorhydrin-by-exchanged-montmorillonite.pdf>)


 PDF (<https://www.jocpr.com/articles/a-new-synthetic-approach-synthesis-of-bismacromonomers-of-polyepichlorhydrin-by-exchanged-montmorillonite.pdf>)


Original Articles


Verification of suggested formula (ADJ) by water at different temperatures (<https://www.jocpr.com/articles/verification-of-suggested-formula-adj-by-water-at-different-temperatures.pdf>)

S. S. Andher

Page No: 945-946

 Abstract (<https://www.jocpr.com/articles/verification-of-suggested-formula-adj-by-water-at-different-temperatures-6780.html>)

 HTML (<https://www.jocpr.com/articles/verification-of-suggested-formula-adj-by-water-at-different-temperatures.pdf>)

 PDF (<https://www.jocpr.com/articles/verification-of-suggested-formula-adj-by-water-at-different-temperatures.pdf>)


Original Articles


Treatment of common warts: comparing cryotherapy (liquid nitrogen) and 15% potassium hydroxide (<https://www.jocpr.com/articles/treatment-of-common-warts-comparing-cryotherapy-liquid-nitrogen-and-15-potassium-hydroxide.pdf>)

Mohammad Omidian, Salah Shohani and Nader Pazyar

Page No: 947-950

 Abstract (<https://www.jocpr.com/articles/treatment-of-common-warts-comparing-cryotherapy-liquid-nitrogen-and-15-potassium-hydroxide-6782.html>) [Leave a message](#) 

 [HTML \(https://www.jocpr.com/articles/treatment-of-common-warts-comparing-cryotherapy-liquid-nitrogen-and-15-potassium-hydroxide.pdf\)](https://www.jocpr.com/articles/treatment-of-common-warts-comparing-cryotherapy-liquid-nitrogen-and-15-potassium-hydroxide.pdf)


 [PDF \(https://www.jocpr.com/articles/treatment-of-common-warts-comparing-cryotherapy-liquid-nitrogen-and-15-potassium-hydroxide.pdf\)](https://www.jocpr.com/articles/treatment-of-common-warts-comparing-cryotherapy-liquid-nitrogen-and-15-potassium-hydroxide.pdf)


Original Articles


Analytical method development and validation for simultaneous estimation of nebivolol hydrochloride and cilnidipine in combined dosage forms (https://www.jocpr.com/articles/analytical-method-development-and-validation-for-simultaneous-estimation-of-nebivolol-hydrochloride-and-cilnidipine-in-c.pdf)

Priyanka R. Patel, Nilam Patel and Samir K. Shah

Page No: 951-960

 [Abstract \(https://www.jocpr.com/articles/analytical-method-development-and-validation-for-simultaneous-estimation-of-nebivolol-hydrochloride-and-cilnidipine-in-c-6785.html\)](https://www.jocpr.com/articles/analytical-method-development-and-validation-for-simultaneous-estimation-of-nebivolol-hydrochloride-and-cilnidipine-in-c-6785.html)

 [HTML \(https://www.jocpr.com/articles/analytical-method-development-and-validation-for-simultaneous-estimation-of-nebivolol-hydrochloride-and-cilnidipine-in-c.pdf\)](https://www.jocpr.com/articles/analytical-method-development-and-validation-for-simultaneous-estimation-of-nebivolol-hydrochloride-and-cilnidipine-in-c.pdf)


 [PDF \(https://www.jocpr.com/articles/analytical-method-development-and-validation-for-simultaneous-estimation-of-nebivolol-hydrochloride-and-cilnidipine-in-c.pdf\)](https://www.jocpr.com/articles/analytical-method-development-and-validation-for-simultaneous-estimation-of-nebivolol-hydrochloride-and-cilnidipine-in-c.pdf)


Original Articles


Studies on some organic molecules containing ligand and sulfa drug moieties (https://www.jocpr.com/articles/studies-on-some-organic-molecules-containing-ligand-and-sulfa-drug-moieties.pdf)

Sefali S. Patel, Harshadkumar P. Patel and Asha D. Patel

Page No: 961-965

 [Abstract \(https://www.jocpr.com/articles/studies-on-some-organic-molecules-containing-ligand-and-sulfa-drug-moieties-6788.html\)](https://www.jocpr.com/articles/studies-on-some-organic-molecules-containing-ligand-and-sulfa-drug-moieties-6788.html)

 [HTML \(https://www.jocpr.com/articles/studies-on-some-organic-molecules-containing-ligand-and-sulfa-drug-moieties.pdf\)](https://www.jocpr.com/articles/studies-on-some-organic-molecules-containing-ligand-and-sulfa-drug-moieties.pdf)

 [PDF \(https://www.jocpr.com/articles/studies-on-some-organic-molecules-containing-ligand-and-sulfa-drug-moieties.pdf\)](https://www.jocpr.com/articles/studies-on-some-organic-molecules-containing-ligand-and-sulfa-drug-moieties.pdf)

Original Articles

Drug design, development and screening of pyrazolo pyridazine as potential agent for treatment of breast cancer (https://www.jocpr.com/articles/drug-design-development-and-screening-of-pyrazolo-pyridazine-as-potential-agent-for-treatment-of-breast-cancer.pdf)

S. Hurmath Unnissa* and Shyaleen Rose

Page No: 966-971

 [Abstract \(https://www.jocpr.com/articles/drug-design-development-and-screening-of-pyrazolo-pyridazine-as-potential-agent-for-treatment-of-breast-cancer-6790.html\)](https://www.jocpr.com/articles/drug-design-development-and-screening-of-pyrazolo-pyridazine-as-potential-agent-for-treatment-of-breast-cancer-6790.html)

 [HTML \(https://www.jocpr.com/articles/drug-design-development-and-screening-of-pyrazolo-pyridazine-as-potential-agent-for-treatment-of-breast-cancer.pdf\)](https://www.jocpr.com/articles/drug-design-development-and-screening-of-pyrazolo-pyridazine-as-potential-agent-for-treatment-of-breast-cancer.pdf)


 [PDF \(https://www.jocpr.com/articles/drug-design-development-and-screening-of-pyrazolo-pyridazine-as-potential-agent-for-treatment-of-breast-cancer.pdf\)](https://www.jocpr.com/articles/drug-design-development-and-screening-of-pyrazolo-pyridazine-as-potential-agent-for-treatment-of-breast-cancer.pdf)

Original Articles


Polyphenol content in powder and purified extract of unfermented cocoa beans from enrekang regency of South Sulawesi Indonesia (https://www.jocpr.com/articles/polyphenol-content-in-powder-and-purified-extract-of-unfermented-cocoa-beans-from-enrekang-regency-of-south-sulawesi-ind.pdf)

Andi Emelda, Rusli and Nurlina

Page No: 972-974

 [Abstract \(https://www.jocpr.com/articles/polyphenol-content-in-powder-and-purified-extract-of-unfermented-cocoa-beans-from-enrekang-regency-of-south-sulawesi-ind-6795.html\)](https://www.jocpr.com/articles/polyphenol-content-in-powder-and-purified-extract-of-unfermented-cocoa-beans-from-enrekang-regency-of-south-sulawesi-ind-6795.html)

 [HTML \(https://www.jocpr.com/articles/polyphenol-content-in-powder-and-purified-extract-of-unfermented-cocoa-beans-from-enrekang-regency-of-south-sulawesi-ind.pdf\)](https://www.jocpr.com/articles/polyphenol-content-in-powder-and-purified-extract-of-unfermented-cocoa-beans-from-enrekang-regency-of-south-sulawesi-ind.pdf)


 [PDF \(https://www.jocpr.com/articles/polyphenol-content-in-powder-and-purified-extract-of-unfermented-cocoa-beans-from-enrekang-regency-of-south-sulawesi-ind.pdf\)](https://www.jocpr.com/articles/polyphenol-content-in-powder-and-purified-extract-of-unfermented-cocoa-beans-from-enrekang-regency-of-south-sulawesi-ind.pdf)

Original Articles

Effect of seed treatment using Inula viscosa essential oil in controlling seedborne fungi of chickpea (https://www.jocpr.com/articles/effect-of-seed-treatment-using-inula-viscosa-essential-oil-in-controlling-seedborne-fungi-of-chickpea.pdf)

Leila Si Moussa*, Lakhdar Belabid, Fatiha Lazreg and Lalia Fatarna

Page No: 975-981

 [Abstract \(https://www.jocpr.com/articles/effect-of-seed-treatment-using-inula-viscosa-essential-oil-in-controlling-seedborne-fungi-of-chickpea-6799.html\)](https://www.jocpr.com/articles/effect-of-seed-treatment-using-inula-viscosa-essential-oil-in-controlling-seedborne-fungi-of-chickpea-6799.html)

 [HTML \(https://www.jocpr.com/articles/effect-of-seed-treatment-using-inula-viscosa-essential-oil-in-controlling-seedborne-fungi-of-chickpea.pdf\)](https://www.jocpr.com/articles/effect-of-seed-treatment-using-inula-viscosa-essential-oil-in-controlling-seedborne-fungi-of-chickpea.pdf)

 [PDF \(https://www.jocpr.com/articles/effect-of-seed-treatment-using-inula-viscosa-essential-oil-in-controlling-seedborne-fungi-of-chickpea.pdf\)](https://www.jocpr.com/articles/effect-of-seed-treatment-using-inula-viscosa-essential-oil-in-controlling-seedborne-fungi-of-chickpea.pdf)


Reviews


Qualitative and quantitative bioanalysis by liquid chromatography tandem mass spectrometry (LC-MS/MS) (https://www.jocpr.com/articles/qualitative-and-quantitative-bioanalysis-by-liquid-chromatography-tandem-mass-spectrometry-lc-ms-ms)


Leave a message 

bioanalysis-by-liquid-chromatography-tandem-mass-spectrometry-lcmsms.pdf)
Sarfaraz Ahmad*, Md. Sajid Ali, Nawazish Alam, Md. Sarfaraz Alam, Md. Intakhab Alam

Page No: 982-992

 Abstract (<https://www.jocpr.com/articles/qualitative-and-quantitative-bioanalysis-by-liquid-chromatography-tandem-mass-spectrometry-lcmsms-6804.html>)

 HTML (<https://www.jocpr.com/articles/qualitative-and-quantitative-bioanalysis-by-liquid-chromatography-tandem-mass-spectrometry-lcmsms.pdf>)

 PDF (<https://www.jocpr.com/articles/qualitative-and-quantitative-bioanalysis-by-liquid-chromatography-tandem-mass-spectrometry-lcmsms.pdf>)

Reach Us   +44 1625708989

Original Articles

Immunohistochemical detection of P53 protein as a prognostic indicator in prostate carcinoma (<https://www.jocpr.com/articles/immunohistochemical-detection-of-p53-protein-as-a-prognostic-indicator-in-prostate-carcinoma.pdf>)

Bungaran Sihombing, Jamaludin, Djong Hon Cong, Sanusi Ibrahim and Sumaryati Syukur

Page No: 9-13

 Abstract (<https://www.jocpr.com/articles/immunohistochemical-detection-of-p53-protein-as-a-prognostic-indicator-in-prostate-carcinoma.html>)

 HTML (<https://www.jocpr.com/articles/immunohistochemical-detection-of-p53-protein-as-a-prognostic-indicator-in-prostate-carcinoma.pdf>)

 PDF (<https://www.jocpr.com/articles/immunohistochemical-detection-of-p53-protein-as-a-prognostic-indicator-in-prostate-carcinoma.pdf>)

Original Articles

A catalytic test of Mn(II) and Ni(II) grafted on modified mesoporous silica in transesterification of vegetable oil (<https://www.jocpr.com/articles/a-catalytic-test-of-mnii-and-niii-grafted-on-modified-mesoporous-silica-in-transesterification-of-vegetable-oil.pdf>)

Admi*, Vanella Indah Pratiwi, Fitria Ramadhani, Sry Wahyuni, Jervita Sari, Meri Asnita, Wiza Ladya, Syukri Arief, Emdeniz, Mai Efdi, Zulhadjri and Syukri

Page No: 14-16

 Abstract (<https://www.jocpr.com/articles/a-catalytic-test-of-mnii-and-niii-grafted-on-modified-mesoporous-silica-in-transesterification-of-vegetable-oil-6843.html>)

 HTML (<https://www.jocpr.com/articles/a-catalytic-test-of-mnii-and-niii-grafted-on-modified-mesoporous-silica-in-transesterification-of-vegetable-oil.pdf>)

 PDF (<https://www.jocpr.com/articles/a-catalytic-test-of-mnii-and-niii-grafted-on-modified-mesoporous-silica-in-transesterification-of-vegetable-oil.pdf>)

Original Articles

Synthesis of biodiesel from waste cooking oil by two steps process transesterification and ozonation (<https://www.jocpr.com/articles/synthesis-of-biodiesel-from-waste-cooking-oil-by-two-steps-process-transesterification-and-ozonation.pdf>)

Lieke Riadia*, Aloysius Yuli Widiyanto, Edy Purwanto, Akso Pono and Ruth Theresia

Page No: 17-21

 Abstract (<https://www.jocpr.com/articles/synthesis-of-biodiesel-from-waste-cooking-oil-by-two-steps-process-transesterification-and-ozonation-6848.html>)

 HTML (<https://www.jocpr.com/articles/synthesis-of-biodiesel-from-waste-cooking-oil-by-two-steps-process-transesterification-and-ozonation.pdf>)

 PDF (<https://www.jocpr.com/articles/synthesis-of-biodiesel-from-waste-cooking-oil-by-two-steps-process-transesterification-and-ozonation.pdf>)

Original Articles

Adsorption profile of Cu (II) using Soursop (*Annona muricata* L) leaves powder as biosorbent (<https://www.jocpr.com/articles/adsorption-profile-of-cu-ii-using-soursop-annona-muricata-l-leaves-powder-as-biosorbent.pdf>)

Buter Samin, Edy Fachrial, Almahdy, Edison Munaf, Refildae, Zulkarnain Chaidir and Rahmiana Zein

Page No: 22-27

 Abstract (<https://www.jocpr.com/articles/adsorption-profile-of-cu-ii-using-soursop-annona-muricata-l-leaves-powder-as-biosorbent-6856.html>)

 HTML (<https://www.jocpr.com/articles/adsorption-profile-of-cu-ii-using-soursop-annona-muricata-l-leaves-powder-as-biosorbent.pdf>)


 PDF (<https://www.jocpr.com/articles/adsorption-profile-of-cu-ii-using-soursop-annona-muricata-l-leaves-powder-as-biosorbent.pdf>)


Original Articles


Biosorption of zinc (II) ions from aqueous solution by *Andropogonis paniculata* leaves powder on batch method (<https://www.jocpr.com/articles/biosorption-of-zinc-ii-ions-from-aqueous-solution-by-andropogonis-paniculata-leaves-powder-on-batch-method.pdf>)

Delia, Zulkarnain Chaidir, Almahdy, Rahmiana Zein* and Edison Munaf

Page No: 28-38

 Abstract (<https://www.jocpr.com/articles/biosorption-of-zinc-ii-ions-from-aqueous-solution-by-andropogonis-paniculata-leaves-powder-on-batch-method-6866.html>)

 HTML (<https://www.jocpr.com/articles/biosorption-of-zinc-ii-ions-from-aqueous-solution-by-andropogonis-paniculata-leaves-powder-on-batch-method.pdf>)

 PDF (<https://www.jocpr.com/articles/biosorption-of-zinc-ii-ions-from-aqueous-solution-by-andropogonis-paniculata-leaves-powder-on-batch-method.pdf>)

Leave a message 

Original Articles

Adsorption of Cu(II) using *Sauropus androgynus* (L.) Merr. from aqueous solution (<https://www.jocpr.com/articles/adsorption-of-cu-ii-using-sauropus-androgynus-l-merr-from-aqueous-solution.pdf>)

Chrismis Novalinda Ginting, Edison Munaf, Almahd, Eti Yerizel and Rahmiana Zein*

Page No: 39-45

Abstract (<https://www.jocpr.com/articles/adsorption-of-cu-ii-using-sauropus-androgynus-l-merr-from-aqueous-solution-6873.html>)

Reach Us   +44 1625708989

HTML (<https://www.jocpr.com/articles/adsorption-of-cu-ii-using-sauropus-androgynus-l-merr-from-aqueous-solution.pdf>)

PDF (<https://www.jocpr.com/articles/adsorption-of-cu-ii-using-sauropus-androgynus-l-merr-from-aqueous-solution.pdf>)

Original Articles

The optimization of biopolyol synthesis from liquefaction of rice straw using response surface method (<https://www.jocpr.com/articles/the-optimization-of-biopolyol-synthesis-from-liquefaction-of-rice-straw-using-response-surface-method.pdf>)

Edy Purwanto*, Joko Sutrisno, Rakhel Apriliana and Kevin Monthiego Horax

Page No: 46-53

Abstract (<https://www.jocpr.com/articles/the-optimization-of-biopolyol-synthesis-from-liquefaction-of-rice-straw-using-response-surface-method-6881.html>)

HTML (<https://www.jocpr.com/articles/the-optimization-of-biopolyol-synthesis-from-liquefaction-of-rice-straw-using-response-surface-method.pdf>)

PDF (<https://www.jocpr.com/articles/the-optimization-of-biopolyol-synthesis-from-liquefaction-of-rice-straw-using-response-surface-method.pdf>)

Original Articles

The effect of increasing blood glucose level on several atherogenic factors with biomolecular in diabetes mellitus type II patients (<https://www.jocpr.com/articles/the-effect-of-increasing-blood-glucose-level-on-several-atherogenic-factors-with-biomolecular-in-diabetes-mellitus-type.pdf>)

Eti Yerizel* and Asman Manaf

Page No: 54-58

Abstract (<https://www.jocpr.com/articles/the-effect-of-increasing-blood-glucose-level-on-several-atherogenic-factors-with-biomolecular-in-diabetes-mellitus-type-6888.html>)

HTML (<https://www.jocpr.com/articles/the-effect-of-increasing-blood-glucose-level-on-several-atherogenic-factors-with-biomolecular-in-diabetes-mellitus-type.pdf>)

PDF (<https://www.jocpr.com/articles/the-effect-of-increasing-blood-glucose-level-on-several-atherogenic-factors-with-biomolecular-in-diabetes-mellitus-type.pdf>)

Original Articles

The purification of waste cooking oil based on lipid profiles measurements by using skin of *Salacca zalacca* (<https://www.jocpr.com/articles/the-purification-of-waste-cooking-oil-based-on-lipid-profiles-measurements-by-using-skin-of-salacca-zalacca.pdf>)

Ermir Girsang, Agung A Kiswando, Refi Ikhtiar, Hermansyah Aziz, Zulkarnain Chaidir and Rahmiana Zein*

Page No: 59-65

Abstract (<https://www.jocpr.com/articles/the-purification-of-waste-cooking-oil-based-on-lipid-profiles-measurements-by-using-skin-of-salacca-zalacca-6892.html>)

HTML (<https://www.jocpr.com/articles/the-purification-of-waste-cooking-oil-based-on-lipid-profiles-measurements-by-using-skin-of-salacca-zalacca.pdf>)

PDF (<https://www.jocpr.com/articles/the-purification-of-waste-cooking-oil-based-on-lipid-profiles-measurements-by-using-skin-of-salacca-zalacca.pdf>)

Original Articles

Endophytic fungi isolated from *Sambiloto* (*Andrographis paniculata* Nees) as a source of fungal lipid production (<https://www.jocpr.com/articles/endophytic-fungi-isolated-from-sambiloto-andrographis-paniculata-nees-as-a-source-of-fungal-lipid-production.pdf>)

Elfita*, Muharni and Munawar

Page No: 66-69

Abstract (<https://www.jocpr.com/articles/endophytic-fungi-isolated-from-sambiloto-andrographis-paniculata-nees-as-a-source-of-fungal-lipid-production-6911.html>)

HTML (<https://www.jocpr.com/articles/endophytic-fungi-isolated-from-sambiloto-andrographis-paniculata-nees-as-a-source-of-fungal-lipid-production.pdf>)

PDF (<https://www.jocpr.com/articles/endophytic-fungi-isolated-from-sambiloto-andrographis-paniculata-nees-as-a-source-of-fungal-lipid-production.pdf>)

Original Articles

The effect of the calcinations temperature during synthesis of $TiO_2-Fe_3O_4$ -bentonite as photocatalyst material (<https://www.jocpr.com/articles/the-effect-of-the-calcinations-temperature-during-synthesis-of-tio2fe3o4bentonite-as-photocatalyst-material.pdf>)


Emma Savitri*, Restu Kartiko Widi and Arief Budhyantoro

Page No: 70-75

Abstract (<https://www.jocpr.com/articles/the-effect-of-the-calcinations-temperature-during-synthesis-of-tio2fe3o4bentonite-as-photocatalyst-material-6911.html>)

Leave a message 

 [HTML \(https://www.jocpr.com/articles/the-effect-of-the-calcinations-temperature-during-synthesis-of-tio2fe3o4bentonite-as-photocatalyst-material.pdf\)](https://www.jocpr.com/articles/the-effect-of-the-calcinations-temperature-during-synthesis-of-tio2fe3o4bentonite-as-photocatalyst-material.pdf)

 [PDF \(https://www.jocpr.com/articles/the-effect-of-the-calcinations-temperature-during-synthesis-of-tio2fe3o4bentonite-as-photocatalyst-material.pdf\)](https://www.jocpr.com/articles/the-effect-of-the-calcinations-temperature-during-synthesis-of-tio2fe3o4bentonite-as-photocatalyst-material.pdf)

Original Articles


Separation of inorganic anion from biomaterial using methacrylate-based column in ion chromatography capillary system (<https://www.jocpr.com/articles/separation-of-inorganic-anion-from-biomaterial-using-methacrylatebased-column-in-ion-chromatography-capillary-system.pdf>)

Hidayat, Rahmiana Zein*, Edison Munaf, Lee Wah Lim and Toyohide Takeuchi

Reach Us   +44 1625708989

Page No: 76-80

 [Abstract \(https://www.jocpr.com/articles/separation-of-inorganic-anion-from-biomaterial-using-methacrylatebased-column-in-ion-chromatography-capillary-system-6919.html\)](https://www.jocpr.com/articles/separation-of-inorganic-anion-from-biomaterial-using-methacrylatebased-column-in-ion-chromatography-capillary-system-6919.html)

 [HTML \(https://www.jocpr.com/articles/separation-of-inorganic-anion-from-biomaterial-using-methacrylatebased-column-in-ion-chromatography-capillary-system.pdf\)](https://www.jocpr.com/articles/separation-of-inorganic-anion-from-biomaterial-using-methacrylatebased-column-in-ion-chromatography-capillary-system.pdf)

 [PDF \(https://www.jocpr.com/articles/separation-of-inorganic-anion-from-biomaterial-using-methacrylatebased-column-in-ion-chromatography-capillary-system.pdf\)](https://www.jocpr.com/articles/separation-of-inorganic-anion-from-biomaterial-using-methacrylatebased-column-in-ion-chromatography-capillary-system.pdf)

Original Articles


The removal of Cr(VI) with Dimocarpus longan as a low cost biosorbent (<https://www.jocpr.com/articles/the-removal-of-crvi-with-dimocarpus-longan-as-a-low-cost-biosorbent.pdf>)

Florenly, Refi Ikhtiar, Hermansyah Aziz, Syafrizayanti and Rahmiana Zein

Page No: 81-88

 [Abstract \(https://www.jocpr.com/articles/the-removal-of-crvi-with-dimocarpus-longan-as-a-low-cost-biosorbent-6930.html\)](https://www.jocpr.com/articles/the-removal-of-crvi-with-dimocarpus-longan-as-a-low-cost-biosorbent-6930.html)

 [HTML \(https://www.jocpr.com/articles/the-removal-of-crvi-with-dimocarpus-longan-as-a-low-cost-biosorbent.pdf\)](https://www.jocpr.com/articles/the-removal-of-crvi-with-dimocarpus-longan-as-a-low-cost-biosorbent.pdf)


 [PDF \(https://www.jocpr.com/articles/the-removal-of-crvi-with-dimocarpus-longan-as-a-low-cost-biosorbent.pdf\)](https://www.jocpr.com/articles/the-removal-of-crvi-with-dimocarpus-longan-as-a-low-cost-biosorbent.pdf)

Original Articles


Characterization and utilization of kepok banana bark powder (Musa balbisiana Colla) as absorbent of metal ions Pb(II) & Cd(II) in aqueous solution (<https://www.jocpr.com/articles/characterization-and-utilization-of-kepok-banana-bark-powder-musa-balbisiana-colla-as-absorbent-of-metal-ions-pbii-cdii.pdf>)

Henni Nengsih, Zilfa and Refilda Suhaili

Page No: 89-93

 [Abstract \(https://www.jocpr.com/articles/characterization-and-utilization-of-kepok-banana-bark-powder-musa-balbisiana-colla-as-absorbent-of-metal-ions-pbii-cdii-6940.html\)](https://www.jocpr.com/articles/characterization-and-utilization-of-kepok-banana-bark-powder-musa-balbisiana-colla-as-absorbent-of-metal-ions-pbii-cdii-6940.html)

 [HTML \(https://www.jocpr.com/articles/characterization-and-utilization-of-kepok-banana-bark-powder-musa-balbisiana-colla-as-absorbent-of-metal-ions-pbii-cdii.pdf\)](https://www.jocpr.com/articles/characterization-and-utilization-of-kepok-banana-bark-powder-musa-balbisiana-colla-as-absorbent-of-metal-ions-pbii-cdii.pdf)


 [PDF \(https://www.jocpr.com/articles/characterization-and-utilization-of-kepok-banana-bark-powder-musa-balbisiana-colla-as-absorbent-of-metal-ions-pbii-cdii.pdf\)](https://www.jocpr.com/articles/characterization-and-utilization-of-kepok-banana-bark-powder-musa-balbisiana-colla-as-absorbent-of-metal-ions-pbii-cdii.pdf)

Original Articles

Biosorption of cadmium ion from aqueous solutions by low-cost soybean waste (Glycine max) (<https://www.jocpr.com/articles/biosorption-of-cadmium-ion-from-aqueous-solutions-by-lowcost-soybean-waste-glycine-max.pdf>)

Harmiawati, Salmarizab, Desi Kurniawati, Intan Lestari, Edison Munaf, Reni Desmiarti and Rahmiana Zein*

Page No: 94-100

 [Abstract \(https://www.jocpr.com/articles/biosorption-of-cadmium-ion-from-aqueous-solutions-by-lowcost-soybean-waste-glycine-max-6948.html\)](https://www.jocpr.com/articles/biosorption-of-cadmium-ion-from-aqueous-solutions-by-lowcost-soybean-waste-glycine-max-6948.html)

 [HTML \(https://www.jocpr.com/articles/biosorption-of-cadmium-ion-from-aqueous-solutions-by-lowcost-soybean-waste-glycine-max.pdf\)](https://www.jocpr.com/articles/biosorption-of-cadmium-ion-from-aqueous-solutions-by-lowcost-soybean-waste-glycine-max.pdf)

 [PDF \(https://www.jocpr.com/articles/biosorption-of-cadmium-ion-from-aqueous-solutions-by-lowcost-soybean-waste-glycine-max.pdf\)](https://www.jocpr.com/articles/biosorption-of-cadmium-ion-from-aqueous-solutions-by-lowcost-soybean-waste-glycine-max.pdf)

Original Articles

The effect of banana starch concentration on the properties of chitosan-starch bioplastics (<https://www.jocpr.com/articles/the-effect-of-banana-starch-concentration-on-the-properties-of-chitosanstarch-bioplastics.pdf>)

Lanny Sapei*, Karsono Samuel Padmawijaya, Okky Sijayanti and Petrus Jaya Wardhana

Page No: 101-105

 [Abstract \(https://www.jocpr.com/articles/the-effect-of-banana-starch-concentration-on-the-properties-of-chitosanstarch-bioplastics-6958.html\)](https://www.jocpr.com/articles/the-effect-of-banana-starch-concentration-on-the-properties-of-chitosanstarch-bioplastics-6958.html)

 [HTML \(https://www.jocpr.com/articles/the-effect-of-banana-starch-concentration-on-the-properties-of-chitosanstarch-bioplastics.pdf\)](https://www.jocpr.com/articles/the-effect-of-banana-starch-concentration-on-the-properties-of-chitosanstarch-bioplastics.pdf)


 [PDF \(https://www.jocpr.com/articles/the-effect-of-banana-starch-concentration-on-the-properties-of-chitosanstarch-bioplastics.pdf\)](https://www.jocpr.com/articles/the-effect-of-banana-starch-concentration-on-the-properties-of-chitosanstarch-bioplastics.pdf)


Original Articles


Extraction technique to separate kaempferol from Sour sop (Annona muricata) leaves (<https://www.jocpr.com/articles/extraction-technique-to-separate-kaempferol-from-soursop-annona-muricata-leaves.pdf>)

Irmanida Batubara*, Suminar Setiati Achmadi and Wenny Nurwendari

Leave a message 

 Abstract (<https://www.jocpr.com/articles/extraction-technique-to-separate-kaempferol-from-soursop-annona-muricata-leaves-6969.html>)

 HTML (<https://www.jocpr.com/articles/extraction-technique-to-separate-kaempferol-from-soursop-annona-muricata-leaves.pdf>)

 PDF (<https://www.jocpr.com/articles/extraction-technique-to-separate-kaempferol-from-soursop-annona-muricata-leaves.pdf>)


Reach Us   +44 1625708989

Original Articles

Equilibrium and kinetics modeling biosorption of Zn(II) in aqueous solution using durian (*Durio zibethinus*) seed as low-cost biosorbent (<https://www.jocpr.com/articles/equilibrium-and-kinetics-modeling-biosorption-of-znii-in-aqueous-solution-using-durian-durio-zibethinus-seed-as-lowcost.pdf>)

Intan Lestari, Salmariza Sy, Harmiwati, Desy Kurniawati, Admin Alif, Edison Munaf, Rahmiana Zein and Hermansyah Aziz

Page No: 111-122

 Abstract (<https://www.jocpr.com/articles/equilibrium-and-kinetics-modeling-biosorption-of-znii-in-aqueous-solution-using-durian-durio-zibethinus-seed-as-lowcost-6975.html>)

 HTML (<https://www.jocpr.com/articles/equilibrium-and-kinetics-modeling-biosorption-of-znii-in-aqueous-solution-using-durian-durio-zibethinus-seed-as-lowcost.pdf>)

 PDF (<https://www.jocpr.com/articles/equilibrium-and-kinetics-modeling-biosorption-of-znii-in-aqueous-solution-using-durian-durio-zibethinus-seed-as-lowcost.pdf>)

Original Articles

Model of pollution impact for policy design in controlling dioxin/furan emission (Case study: Metal ferrous and nonferrous industry in Cilegon) (<https://www.jocpr.com/articles/model-of-pollution-impact-for-policy-design-in-controlling-dioxin-furan-emission-case-study-metal-ferrous-and-nonferrous.pdf>)

Lina Warlina

Page No: 123-134

 Abstract (<https://www.jocpr.com/articles/model-of-pollution-impact-for-policy-design-in-controlling-dioxin-furan-emission-case-study-metal-ferrous-and-nonferrous-6980.html>)

 HTML (<https://www.jocpr.com/articles/model-of-pollution-impact-for-policy-design-in-controlling-dioxin-furan-emission-case-study-metal-ferrous-and-nonferrous.pdf>)

 PDF (<https://www.jocpr.com/articles/model-of-pollution-impact-for-policy-design-in-controlling-dioxin-furan-emission-case-study-metal-ferrous-and-nonferrous.pdf>)


Original Articles

Biosorption metal ion of Pb (II) and Cd (II) using kepok banana weevil powder (*Musa balbiana colla*) (<https://www.jocpr.com/articles/biosorption-metal-ion-of-pb-ii-and-cd-ii-using-kepok-banana-weevil-powder-musa-balbiana-colla.pdf>)

Melati Surya Hafni, Zilfa and Refilda Suhaili*

Page No: 135-138

 Abstract (<https://www.jocpr.com/articles/biosorption-metal-ion-of-pb-ii-and-cd-ii-using-kepok-banana-weevil-powder-musa-balbiana-colla-6988.html>)

 HTML (<https://www.jocpr.com/articles/biosorption-metal-ion-of-pb-ii-and-cd-ii-using-kepok-banana-weevil-powder-musa-balbiana-colla.pdf>)


 PDF (<https://www.jocpr.com/articles/biosorption-metal-ion-of-pb-ii-and-cd-ii-using-kepok-banana-weevil-powder-musa-balbiana-colla.pdf>)


Original Articles


Preparation, characterization of ZnO/CoFe₂O₄ magnetic nanocomposites and activity evaluation under solar light irradiation (<https://www.jocpr.com/articles/preparation-characterization-of-zncofe2o4-magnetic-nanocomposites-and-activity-evaluation-under-solar-light-irradiation.pdf>)

Rahmayeni*, Devi A., Yeni Stiadi, Novesar Jamarun, Emriadi and Syukri Arief

Page No: 139-146

 Abstract (<https://www.jocpr.com/articles/preparation-characterization-of-zncofe2o4-magnetic-nanocomposites-and-activity-evaluation-under-solar-light-irradiation-6993.html>)

 HTML (<https://www.jocpr.com/articles/preparation-characterization-of-zncofe2o4-magnetic-nanocomposites-and-activity-evaluation-under-solar-light-irradiation.pdf>)

 PDF (<https://www.jocpr.com/articles/preparation-characterization-of-zncofe2o4-magnetic-nanocomposites-and-activity-evaluation-under-solar-light-irradiation.pdf>)

Original Articles

Evaluation acute toxicity and antibacterial activity of *Penicillium* sp Nendophitic fungus extract of kunyit putih (*Curcuma zedoaria*) in mice (*Mus musculus* L.) (<https://www.jocpr.com/articles/evaluation-acute-toxicity-and-antibacterial-activity-of-penicillium-sp-nendophitic-fungus-extract-of-kunyit-putih-curcum.pdf>)

Muharni*, Heni Yohandini, Fitriyab and Roni

Page No: 147-151

 Abstract (<https://www.jocpr.com/articles/evaluation-acute-toxicity-and-antibacterial-activity-of-penicillium-sp-nendophitic-fungus-extract-of-kunyit-putih-curcum-6998.html>)

 HTML (<https://www.jocpr.com/articles/evaluation-acute-toxicity-and-antibacterial-activity-of-penicillium-sp-nendophitic-fungus-extract-of-kunyit-putih-curcum.pdf>)

 PDF (<https://www.jocpr.com/articles/evaluation-acute-toxicity-and-antibacterial-activity-of-penicillium-sp-nendophitic-fungus-extract-of-kunyit-putih-curcum.pdf>)

Leave a message 


Original Articles

Bentonite and Bentonite-Fe3O4 composites as adsorbent for treatment acid mine drainage synthetic (<https://www.jocpr.com/articles/bentonite-and-bentonitefe3o4-composites-as-adsorbent-for-treatment-acid-mine-drainage-synthetic.pdf>)

Poedji Loekitowati Hariani*, Salni and Fahma Riyanti

Page No: 152-158

 Abstract (<https://www.jocpr.com/articles/bentonite-and-bentonitefe3o4-composites-as-adsorbent-for-treatment-acid-mine-drainage-synthetic-7004.html>)

 HTML (<https://www.jocpr.com/articles/bentonite-and-bentonitefe3o4-composites-as-adsorbent-for-treatment-acid-mine-drainage-synthetic.pdf>)

 PDF (<https://www.jocpr.com/articles/bentonite-and-bentonitefe3o4-composites-as-adsorbent-for-treatment-acid-mine-drainage-synthetic.pdf>)

Reach Us   +44 1625708989

Original Articles

Development and validation of TLC densitometry method for simultaneous determination of metformin HCl and glibenclamide in tablets dosage form (<https://www.jocpr.com/articles/development-and-validation-of-tlc-densitometry-method-for-simultaneous-determination-of-metformin-hcl-and-glibenclamide.pdf>)

Regina Andayani*, Fifi Pitasari and Rusdi

Page No: 159-164

 Abstract (<https://www.jocpr.com/articles/development-and-validation-of-tlc-densitometry-method-for-simultaneous-determination-of-metformin-hcl-and-glibenclamide-7007.html>)

 HTML (<https://www.jocpr.com/articles/development-and-validation-of-tlc-densitometry-method-for-simultaneous-determination-of-metformin-hcl-and-glibenclamide.pdf>)


 PDF (<https://www.jocpr.com/articles/development-and-validation-of-tlc-densitometry-method-for-simultaneous-determination-of-metformin-hcl-and-glibenclamide.pdf>)

Original Articles

Production, purification, and characterization of inulinase from dahlia rizhosphere-isolated Aspergillus clavatus (<https://www.jocpr.com/articles/production-purification-and-characterization-of-inulinase-from-dahlia-rizhosphereisolated-aspergillus-clavatus.pdf>)

Saryono, Chainulffah A. M.a, Aulia Ardhi and Nova Wahyu Pratiwi

Page No: 165-176

 Abstract (<https://www.jocpr.com/articles/production-purification-and-characterization-of-inulinase-from-dahlia-rizhosphereisolated-aspergillus-clavatus-7010.html>)

 HTML (<https://www.jocpr.com/articles/production-purification-and-characterization-of-inulinase-from-dahlia-rizhosphereisolated-aspergillus-clavatus.pdf>)


 PDF (<https://www.jocpr.com/articles/production-purification-and-characterization-of-inulinase-from-dahlia-rizhosphereisolated-aspergillus-clavatus.pdf>)

Original Articles

Optimization spectrophotometric determination of phosphor in soil and compost mixture (<https://www.jocpr.com/articles/optimization-spectrophotometric-determination-of-phosphor-in-soil-and-compost-mixture.pdf>)

Refilda Suhaili*, Jumeili Zoni Sudarnisa and Yefrida

Page No: 177-182

 Abstract (<https://www.jocpr.com/articles/optimization-spectrophotometric-determination-of-phosphor-in-soil-and-compost-mixture-7016.html>)

 HTML (<https://www.jocpr.com/articles/optimization-spectrophotometric-determination-of-phosphor-in-soil-and-compost-mixture.pdf>)


 PDF (<https://www.jocpr.com/articles/optimization-spectrophotometric-determination-of-phosphor-in-soil-and-compost-mixture.pdf>)

Original Articles


Use of TiO2-Fe3O4 pillared bentonite as photocatalyst in photodegradation of basic blue (<https://www.jocpr.com/articles/use-of-tio2fe3o4-pillared-bentonite-as-photocatalyst-in-photodegradation-of-basic-blue.pdf>)

Restu Kartiko Widi*, Arief Budhyantoro and Emma Savitri

Page No: 183-188

 Abstract (<https://www.jocpr.com/articles/use-of-tio2fe3o4-pillared-bentonite-as-photocatalyst-in-photodegradation-of-basic-blue-7020.html>)

 HTML (<https://www.jocpr.com/articles/use-of-tio2fe3o4-pillared-bentonite-as-photocatalyst-in-photodegradation-of-basic-blue.pdf>)

 PDF (<https://www.jocpr.com/articles/use-of-tio2fe3o4-pillared-bentonite-as-photocatalyst-in-photodegradation-of-basic-blue.pdf>)


Original Articles

Hydrothermal synthesized Ag nanoparticles using bioreductor of gambier leaf extract (Uncaria gambier Roxb) (<https://www.jocpr.com/articles/hydrothermal-synthesized-ag-nanoparticles-using-bioreductor-of-gambier-leaf-extract-uncaria-gambier-roxb.pdf>)

Syukri Arief*, Vivi Gustia, Diana Vanda Wellia, Zulhadjri, Takayuki Ban and Yutaka Ohya

Page No: 189-192

 Abstract (<https://www.jocpr.com/articles/hydrothermal-synthesized-ag-nanoparticles-using-bioreductor-of-gambier-leaf-extract-uncaria-gambier-roxb-7025.html>)

 HTML (<https://www.jocpr.com/articles/hydrothermal-synthesized-ag-nanoparticles-using-bioreductor-of-gambier-leaf-extract-uncaria-gambier-roxb.pdf>)

 PDF (<https://www.jocpr.com/articles/hydrothermal-synthesized-ag-nanoparticles-using-bioreductor-of-gambier-leaf-extract-uncaria-gambier-roxb.pdf>)

leave a message 

<https://www.jocpr.com/articles/removal-of-mn-ii-ions-from-aqueous-solution-by-adsorption-using-terminalia-catappa-fruit-powder.pdf>


Original Articles


Removal of Mn (II) ions from aqueous solution by adsorption using Terminalia catappa fruit powder (<https://www.jocpr.com/articles/removal-of-mn-ii-ions-from-aqueous-solution-by-adsorption-using-terminalia-catappa-fruit-powder.pdf>)


Sofian Wijaya, Edy Fachrial, Djong Hon Tjong, Ety Yerizel, Edison Munaf and Rahmiana Zein

Page No: 193-200

Reach Us   +44 1625708989

 Abstract (<https://www.jocpr.com/articles/removal-of-mn-ii-ions-from-aqueous-solution-by-adsorption-using-terminalia-catappa-fruit-powder-7030.html>)

 HTML (<https://www.jocpr.com/articles/removal-of-mn-ii-ions-from-aqueous-solution-by-adsorption-using-terminalia-catappa-fruit-powder.pdf>)

 PDF (<https://www.jocpr.com/articles/removal-of-mn-ii-ions-from-aqueous-solution-by-adsorption-using-terminalia-catappa-fruit-powder.pdf>)


Original Articles

Antimicrobial activity and molecular characterization of endophytic fungi strain isolated from dahlia (*Dahlia variabilis*) (<https://www.jocpr.com/articles/antimicrobial-activity-and-molecular-characterization-of-endophytic-fungi-strain-isolated-from-dahlia-dahlia-variabilis.pdf>)

Saryono*, Sefni Hendris, Dina Fitriyah, Christine Jose, Titania T. Nugroho and Aulia Ardhi

Page No: 201-208

 Abstract (<https://www.jocpr.com/articles/antimicrobial-activity-and-molecular-characterization-of-endophytic-fungi-strain-isolated-from-dahlia-dahlia-variabilis-7034.html>)

 HTML (<https://www.jocpr.com/articles/antimicrobial-activity-and-molecular-characterization-of-endophytic-fungi-strain-isolated-from-dahlia-dahlia-variabilis.pdf>)


 PDF (<https://www.jocpr.com/articles/antimicrobial-activity-and-molecular-characterization-of-endophytic-fungi-strain-isolated-from-dahlia-dahlia-variabilis.pdf>)


Original Articles


Biosorption of copper (II) ions from aqueous solution by *Nothopanax scutellarium* leaves powder on batch method (<https://www.jocpr.com/articles/biosorption-of-copper-ii-ions-from-aqueous-solution-by-nothopanax-scutellarium-leaves-powder-on-batch-method.pdf>)

Sri Wahyuni Nasution, Edy Fachrial, Eti Yerizel, Refilda and Rahmiana Zeind,*

Page No: 209-214

 Abstract (<https://www.jocpr.com/articles/biosorption-of-copper-ii-ions-from-aqueous-solution-by-nothopanax-scutellarium-leaves-powder-on-batch-method-7039.html>)

 HTML (<https://www.jocpr.com/articles/biosorption-of-copper-ii-ions-from-aqueous-solution-by-nothopanax-scutellarium-leaves-powder-on-batch-method.pdf>)

 PDF (<https://www.jocpr.com/articles/biosorption-of-copper-ii-ions-from-aqueous-solution-by-nothopanax-scutellarium-leaves-powder-on-batch-method.pdf>)

Original Articles

Effect of tumeric powder (*Curcuma domestica* Val) in feed, on the blood of local duck (<https://www.jocpr.com/articles/effect-of-tumeric-powder-curcuma-domestica-val-in-feed-on-the-blood-of-local-duck.pdf>)

Tertia Delia Nova* and Yulia Yellita

Page No: 215-221

 Abstract (<https://www.jocpr.com/articles/effect-of-tumeric-powder-curcuma-domestica-val-in-feed-on-the-blood-of-local-duck-7041.html>)

 HTML (<https://www.jocpr.com/articles/effect-of-tumeric-powder-curcuma-domestica-val-in-feed-on-the-blood-of-local-duck.pdf>)

 PDF (<https://www.jocpr.com/articles/effect-of-tumeric-powder-curcuma-domestica-val-in-feed-on-the-blood-of-local-duck.pdf>)

Original Articles

Isolation and characterization of microalgae isolated from palm oil mill effluent (POME) for biodiesel feed stocks with α -carotene as co-product (<https://www.jocpr.com/articles/isolation-and-characterization-of-microalgae-isolated-from-palm-oil-mill-effluent-pome-for-biodiesel-feed-stocks-with-ca.pdf>)

Widiyanti Sekatresna, Abdi Dharma*, Rahmiana Zein and Zulkarnain Chaidir

Page No: 222-231

 Abstract (<https://www.jocpr.com/articles/isolation-and-characterization-of-microalgae-isolated-from-palm-oil-mill-effluent-pome-for-biodiesel-feed-stocks-with-ca-7051.html>)

 HTML (<https://www.jocpr.com/articles/isolation-and-characterization-of-microalgae-isolated-from-palm-oil-mill-effluent-pome-for-biodiesel-feed-stocks-with-ca.pdf>)

 PDF (<https://www.jocpr.com/articles/isolation-and-characterization-of-microalgae-isolated-from-palm-oil-mill-effluent-pome-for-biodiesel-feed-stocks-with-ca.pdf>)

Original Articles

Antioxidant ability of pepino fruits (*Solanum muricatum* Aiton) in apoptotic modulation of yeast cells (*Saccaromyces cerevisiae* FNCC 3012) (<https://www.jocpr.com/articles/antioxidant-ability-of-pepino-fruits-solanum-muricatum-aiton-in-apoptotic-modulation-of-yeast-cells-saccaromyces-cerevis.pdf>)

Devi Ratnawati* and Ani Widiyati

Page No: 232-238

Leave a message 

Abstract (<https://www.jocpr.com/articles/antioxidant-ability-of-pepino-fruits-solanum-muricatum-aiton-in-apoptotic-modulation-of-yeast-cells-saccharomyces-cerevis-7054.html>)

HTML (<https://www.jocpr.com/articles/antioxidant-ability-of-pepino-fruits-solanum-muricatum-aiton-in-apoptotic-modulation-of-yeast-cells-saccharomyces-cerevis.pdf>)

PDF (<https://www.jocpr.com/articles/antioxidant-ability-of-pepino-fruits-solanum-muricatum-aiton-in-apoptotic-modulation-of-yeast-cells-saccharomyces-cerevis.pdf>)

Original Articles

The media variance of production for anti microbe homogeny from the endophyte fungi of dahlia plant seed (Dahlia variabilis) (<https://www.jocpr.com/articles/the-media-variance-of-production-for-anti-microbe-homogeny-from-the-endophyte-fungi-of-dahlia-plant-seed-dahlia-variabil.pdf>)

Dewi Yudiana Shinta, Yusmarini, Herix Sonata MS, Hilwan Yuda Teruna and Saryono

Page No: 239-245

Abstract (<https://www.jocpr.com/articles/the-media-variance-of-production-for-anti-microbe-homogeny-from-the-endophyte-fungi-of-dahlia-plant-seed-dahlia-variabil-7059.html>)

HTML (<https://www.jocpr.com/articles/the-media-variance-of-production-for-anti-microbe-homogeny-from-the-endophyte-fungi-of-dahlia-plant-seed-dahlia-variabil.pdf>)

PDF (<https://www.jocpr.com/articles/the-media-variance-of-production-for-anti-microbe-homogeny-from-the-endophyte-fungi-of-dahlia-plant-seed-dahlia-variabil.pdf>)

Original Articles

Study on corrosion behaviour of mild steel in presence of acidic medium using natural products as inhibitors (<https://www.jocpr.com/articles/study-on-corrosion-behaviour-of-mild-steel-in-presence-of-acidic-medium-using-natural-products-as-inhibitors.pdf>)

P. Matheswaran*, B. Anand, P. Amudha, K. Deepa and V. Balasubramanian

Page No: 158-167

Abstract (<https://www.jocpr.com/articles/study-on-corrosion-behaviour-of-mild-steel-in-presence-of-acidic-medium-using-natural-products-as-inhibitors-6023.html>)

HTML (<https://www.jocpr.com/articles/study-on-corrosion-behaviour-of-mild-steel-in-presence-of-acidic-medium-using-natural-products-as-inhibitors.pdf>)

PDF (<https://www.jocpr.com/articles/study-on-corrosion-behaviour-of-mild-steel-in-presence-of-acidic-medium-using-natural-products-as-inhibitors.pdf>)

Original Articles

Synthesis and viability of hyperbranched polylysine polycaprolactone star polymers as organic scaffolds for tissue engineering (<https://www.jocpr.com/articles/synthesis-and-viability-of-hyperbranched-polylysine-polycaprolactone-star-polymers-as-organic-scaffolds-for-tissue-engin.pdf>)

Keri Boduch-Lee*, Andrew M., Becker, Rachel L. Collette, Shanique K. E. Edwards and Alan M. Kovacs

Page No: 168-172

Abstract (<https://www.jocpr.com/articles/synthesis-and-viability-of-hyperbranched-polylysine-polycaprolactone-star-polymers-as-organic-scaffolds-for-tissue-engin-6038.html>)

HTML (<https://www.jocpr.com/articles/synthesis-and-viability-of-hyperbranched-polylysine-polycaprolactone-star-polymers-as-organic-scaffolds-for-tissue-engin.pdf>)

PDF (<https://www.jocpr.com/articles/synthesis-and-viability-of-hyperbranched-polylysine-polycaprolactone-star-polymers-as-organic-scaffolds-for-tissue-engin.pdf>)

Original Articles

Biosorption of cadmium (II) ions from aqueous solution by cassava (Manihot utilissima) leaves (<https://www.jocpr.com/articles/biosorption-of-cadmium-ii-ions-from-aqueous-solution-by-cassava-manihot-utilissima-leaves.pdf>)

Adrian, Edy Fachrial, Almahdy, Syaifullah, Edison Munaf and Rahmiana Zein*

Page No: 1-8

Abstract (<https://www.jocpr.com/articles/biosorption-of-cadmium-ii-ions-from-aqueous-solution-by-cassava-manihot-utilissima-leaves-6831.html>)

HTML (<https://www.jocpr.com/articles/biosorption-of-cadmium-ii-ions-from-aqueous-solution-by-cassava-manihot-utilissima-leaves.pdf>)

PDF (<https://www.jocpr.com/articles/biosorption-of-cadmium-ii-ions-from-aqueous-solution-by-cassava-manihot-utilissima-leaves.pdf>)

Select your language of interest to view the total content in your interested language

Pilih Bahasa

Diberdayakan oleh [Google Terjemahan \(https://translate.google.com\)](https://translate.google.com)

Awards Nomination (<https://www.jocpr.com/awards-nomination.html>)

 20+ Million Readerbase (<https://www.jocpr.com/journal-chemical-and-pharmaceutical-research-online-visitors-readers-1.html>)

Leave a message 




Reach Us +44 1625708989

Google Scholar citation report (https://scholar.google.com/citations?hl=en&view_op=list_works&gmla=AJsN-F6sOxOxqDx10njWEGb4fQcQLt0kl6ylj419XCXZm8fQAusYDwg45q7D34lx8LcnDfeQoqCm4cQqg10WNb-IEGae2ldgA&user=RwzzGjkAAAAAJ)

Citations : 29447

Journal of Chemical and Pharmaceutical Research received 29447 citations as per google scholar report (https://scholar.google.com/citations?hl=en&view_op=list_works&gmla=AJsN-F6sOxOxqDx10njWEGb4fQcQLt0kl6ylj419XCXZm8fQAusYDwg45q7D34lx8LcnDfeQoqCm4cQqg10WNb-IEGae2ldgA&user=RwzzGjkAAAAAJ)



Journal of Chemical and Pharmaceutical Research



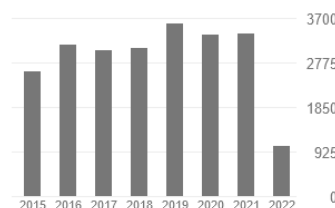
Editor

Verified email at jocpr.com - [Homepage](#)
[Organic Chemistry](#) [Green chemistry](#) [Photochemistry](#) [Inorganic chemistry](#) [Physical chemistry](#)
[GET MY OWN PROFILE](#)

TITLE	CITED BY	YEAR
Fast dissolving tablet: an overview D Bhowmik, B Chiranjib, P Krishnakanth, RM Chandira Journal of chemical and pharmaceutical research 1 (1), 163-177	476	2009
Antioxidants: a review S Mandal, S Yadav, S Yadav, RK Nema Journal of chemical and pharmaceutical research 1 (1), 102-104	241	2009
Cinnamic acid derivatives: a new chapter of various pharmacological activities. P Sharma Journal of Chemical and Pharmaceutical Research 3 (2), 403-423	221	2011
Study on characteristics and harm of surfactants CL Yuan, ZZ Xu, MX Fan, HY Liu, YH Xie, T Zhu Journal of Chemical and Pharmaceutical Research 6 (7), 2233-2237	166	2014
Saraca asoca (Ashoka): a review P Pradhan, L Joseph, V Gupta, R Chulet, H Arya, R Verma, A Bajpai Journal of chemical and pharmaceutical research 1 (1), 62-71	152	2009
Montmorillonite: An efficient, heterogeneous and green catalyst for organic synthesis N Kaur, D Kishore J. Chem. Pharm. Res 4 (2), 991-1015	149	2012
Herbal remedies of Azadirachta indica and its medicinal application D Bhowmik, YJ Chiranjib, KK Tripathi, KS Kumar J Chem Pharm Res 2 (1), 62-72	143	2010

Cited by [VIEW ALL](#)

	All	Since 2017
Citations	29447	17560
h-index	66	49
i10-index	828	521



Co-authors

- Belkheir Hammouti**
Université Mohammed Premier, ...
- SALGHI RACHID**
National Scol of Applied Scienc...
- Mahmoud Rafeian Kopaei or Mahmo...**
Professor of Pharmacology, Sha...

(<https://www.jocpr.com/citations.html>)

Tweets by [jocpr323](https://twitter.com/jocpr323) (<https://twitter.com/jocpr323>)

© 2026 JOCPR. All right reserved. Sitemap (<https://www.jocpr.com/sitemap.html>)



(<https://www.facebook.com/Journal-of-Chemical-and-Pharmaceutical-Research-413801832431738/>)



(<https://twitter.com/jocpr323>)

Leave a message

Journal of Chemical and Pharmaceutical Research

India | Universities and research institutions | Media Ranking

Discontinued in Scopus as of 2016

Country

India



Subject Area and Category

Pharmacology, Toxicology
and Pharmaceutics
Pharmaceutical Science

Publisher

H-Index

47

Publication type

Journals

ISSN

09757384

Coverage

2004, 2011-2016

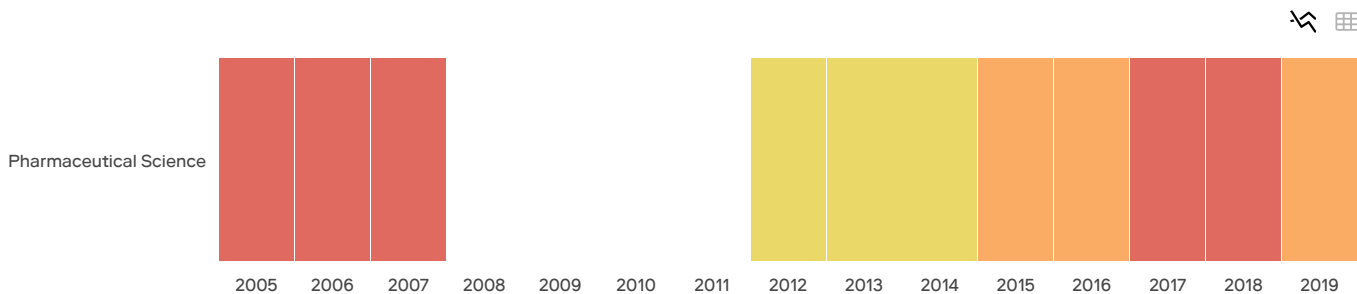
Ads by 

Close

Scope

Information not localized

Quartiles



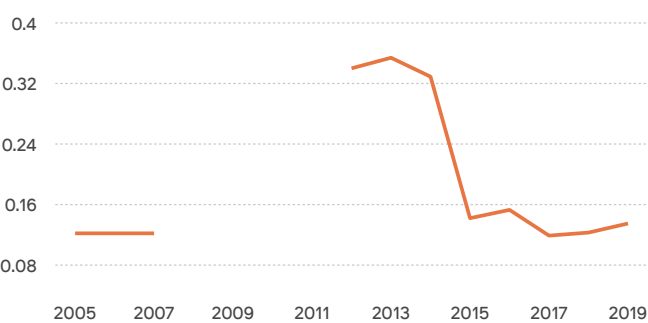
Discover more

[Institutional performance reports](#)

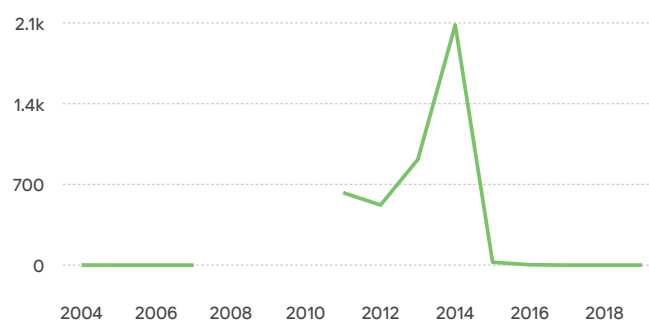
[Institution ranking analysis](#)

[Custom Ranking tools](#)

SJR

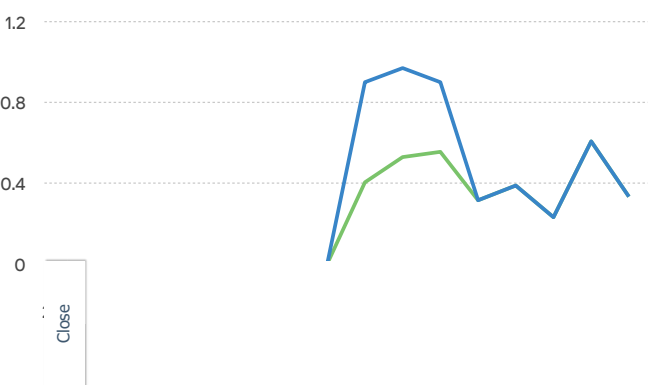


Total Documents

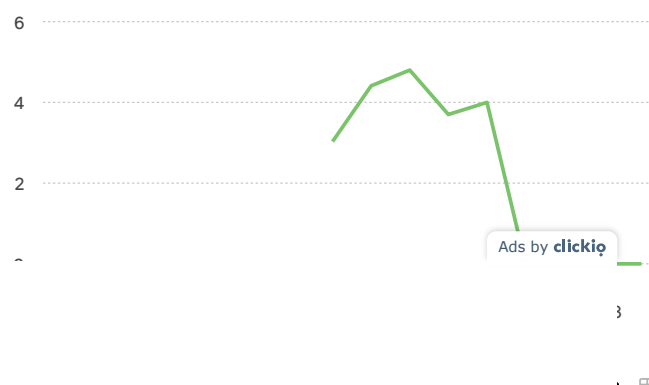


External Cites per Doc

Cites per Doc



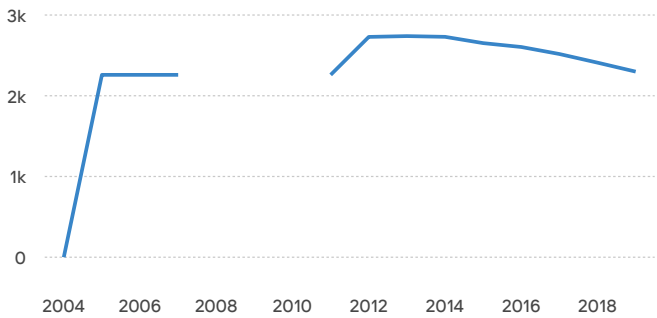
% International Collaboration



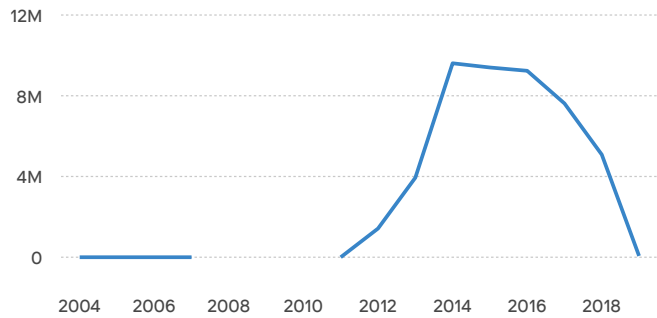
Cited documents Uncited documents

is(% Female Authors

Estimated APC



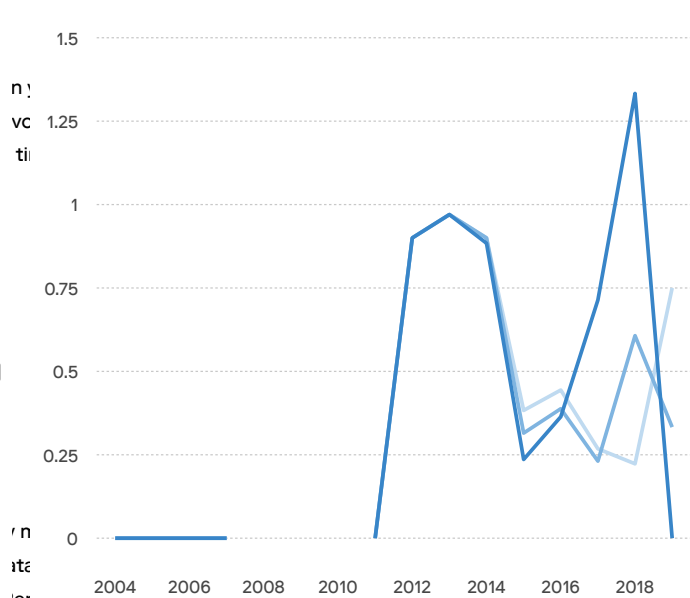
Estimated financial value



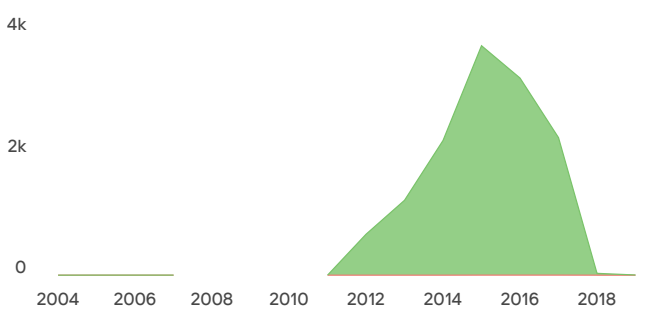
Total Cites Self-Cites



Citations per document



Citable documents Non-citable documents



Documents cited by public policy (Overton)

Documents related to SDGs (UN)



Coming soon

Ads by **clickio**

Close

es

reply



← Show this widget in your own website

 SCImago Graphica

Explore visually



Melanie Ortiz
5 years ago

Dear Justin,
Thank you for contacting us.
Unfortunately, we cannot help you with your request.
Best Regards, SCImago Team

D Dr.Salim Jasim Mohammed
5 years ago

Dear
Is the journal (Journal of Chemical and Pharmaceutical Research)
Currently indexed within Scopes

reply




Melanie Ortiz
5 years ago

Dear Dr. Salim,
Thank you very much for your comment.
All the metadata have been provided by Scopus /Elsevier in their last update sent to SCImago, including the Coverage's period data. The SJR for 2019 was released on 11 June 2020. We suggest you consult the Scopus database directly to see the current index status as SJR is a static image of Scopus, which is changing every day.
Best Regards, SCImago Team

S saphiaali aitte
5 years ago

Is my published in your journal in Scopus database

Ads by 

Close



Melanie Ortiz

5 years ago

Dear Saphiaali, thank you very much for your comment. We suggest you consult the Scopus database directly. Keep in mind that the SJR is a static image (the update is made one time per year) of a database (Scopus) which is changing every day.

Best Regards, SCImago Team

D

DR SEEMA PARVEEN

5 years ago

i need the ugc approved journal screenshot or proof of JOCP for the year 2016-2017. plz email it to me urgently

reply



Melanie Ortiz

5 years ago

Dear Dr. Seema, thank you very much for your comment. Unfortunately, we cannot help you with your request, we suggest you contact the journal's editorial staff so they could inform you more deeply. Best Regards, SCImago Team

S

saphia

5 years ago

why don't tell me about predeator journal

reply



Melanie Ortiz

5 years ago

Dear Saphia,

Thank you for contacting us.

SJR is a portal with scientometric indicators of journals indexed in Scopus. All the

Ads by [clickio](#)

Close

<https://beallslist.weebly.com/>
<https://predatory-publishing.com/three-quick-ways-to-spot-a-predatory-journal/>
<https://www2.cabells.com/about-predatory>

Best Regards, SCImago Team

R Rafatunisa Nahri

6 years ago

Kinkdly respond to my reasearch paper sent to u titled " Assessment of Physico-chemical parameters of Sanjul lake, Phulambri,Dist Aurangabad(m.s) India.

reply



Melanie Ortiz

6 years ago

Dear Rafatunisa,
thank you for contacting us.

We are sorry to tell you that SCImago Journal & Country Rank is not a journal. SJR is a portal with scientometric indicators of journals indexed in Elsevier/Scopus.

Unfortunately, we cannot help you with your request, we suggest you contact the journal's editorial staff , so they could inform you more deeply.

Best Regards, SCImago Team



Dr. Rajesh Kumar Singh

6 years ago

You should remove the journal from your website once it is out of SCOPUS coverage or remove their data. If you cannot remove than atleast display with bold letters that **JOURNAL IS REMOVED FROM THIS INDEXING** Otherwise new researchers are mistakenly send their papers to these journals thinking that this is stll SCOPUS indexed.

Reason for removal from indexing can also be provided for giving lesson to other emerging but predatory journals to be more careful.

reply

Close

Ads by **clickio**

Dear Dr. Rajesh,

Thank you for contacting us. The Coverage's data indicates the period in which this journal has been indexed in Scopus. All the journal's data have been provided by Scopus/Elsevier and SCImago has no authority to include or exclude SJR journals. We just show the data provided in the latest update by Scopus. Keep in mind that the SJR is a static image (the update is made one time per year) of a database (Scopus) which is changing every day. For this reason, we always recommend our users to consult the Scopus database to see the current index status in Scopus.

Best Regards, SCImago Team

M **Majolagbe**

6 years ago

What is the processing/publication fee of this journal?

reply

M **Majolagbe**

6 years ago

What id the processing /publication charges of this journal?

reply

S **SUNARTI**

7 years ago

Dear SCImago Team

I the SJR in tour data evaluating the journal till 2017 is 0.12, and in the same time 2011-2014 (cancelled)

Is this means that my research article will not included in Scopus/Elsevier evaluation record of my account because My article was published in 2017???

thanks

reply

Ads by **clickio**

Close



Melanie Ortiz

7 years ago

Dear Sunarti,
Our data comes from Scopus/Elsevier, which offers an annual copy of their database. We understand that since the date indicated by Scopus/Elsevier (See Coverage) the journal is no longer indexed in its database.
Unfortunately we cannot help you with your request. We suggest you to contact Scopus for further information about your research article:
https://service.elsevier.com/app/answers/detail/a_id/14883/kw/scimago/supporthub/scopus/

Best Regards, SCImago Team

Y

Yen

7 years ago

I have written to email of Journal many times but i did not receive any answer. How do i contact with Editor, Please help me!

reply

S

Sayed

6 years ago

Whatsup
44 1625 708989



Melanie Ortiz

7 years ago

Dear Yen,
thank you for contacting us.
Sorry to tell you that SCImago Journal & Country Rank is not a journal. SJR is a portal with scientometric indicators of journals indexed in Elsevier/Scopus.
Unfortunately, we cannot help you with your request, we suggest you to contact the journal's editorial staff (maybe they have a support contact) , so they could inform you more deeply. Best Regards, SCImago Team

Close

Ads by **clickio**

Coverage 2011-2014 (cancelled)

what is the meaning of this?

reply



Elena Corera

8 years ago

Dear user, our data come from Scopus/Elsevier, which offers an annual copy of your database. We understand that since the date indicated by Scopus/Elsevier the journal is no longer indexed in its database. Best Regards, SCImago Team

F **FOUDJO MELACHEU GERTRUDE LAURA**

8 years ago

Any submossion charges

reply

H **heyam saed**

8 years ago

Dear Elena,

I the SJR in tour data evaluating the journal till 2017 is 0.12, and in the same time 2011-2014 (cancelled)

Is this means that my research article will not included in Scopus/Elsevier evaluation record of my account???

thanks



Elena Corera

8 years ago

Dear Foudjo, in the link below you will find the information corresponding to the author's instructions of this journal. Best regards, SCImago Team

<http://www.jocpr.com/instruction-to-authors.html>

Ads by **clickiq**

Close

F **FOUDJO MELACHEU GERTRUDE LAURA**
8 years ago

GREETINGS

please i wish to know the impact factor of this journal

reply



Elena Corera
8 years ago

Dear Foudjo, SJR uses Scopus data, our impact indicator is the SJR. Check our page to locate the journal. We suggest you consult the Journal Citation Report for other indicators with a Web of Science data source. Best Regards, SCImago Team



Elena Corera
8 years ago

Thanks for your participation!

Name

Email

Message

Close

Ads by **clickio**

The users of Scimago Journal & Country Rank have the possibility to dialogue through comments linked to a specific journal. The purpose is to have a forum in which general doubts about the processes of publication in the journal, experiences and other issues derived from the publication of papers are resolved. For topics on particular articles, maintain the dialogue through the usual channels with your editor.

**Services**

Journal Rankings
Country Rankings
Journal Value

About us

Who we are
Contact us

SCImago's products

SCImago Journal Country & Rank
SCImago Institutions Ranking
SCImago Media Ranking
SCImago Iber
SCImago Arab
SCImago Graphica
Ediciones Profesionales de la Información

All the information shown in the SCImago Journal Country & Rank website can be used for non-commercial purposes as long as it is cited.

How to cite:

SCImago, (n.d.). SJR-SCImago Journal Country & Rank [Portal]. Retrieved (Date), from <https://www.scimagojr.com>

Powered by:
Scopus®