

Conference Paper

Transcription Pattern of Catalase Gene from *Gynostemma pentaphyllum* (Thunb.) Makino during Various Abiotic Stresses

Johan Sukweenadhi^{1,2}, Yu-Jin Kim², and Deok-Chun Yang²¹Graduate School of Biotechnology, College of Life Science, Kyung Hee University, Yongin, 446-701, South Korea²Faculty of Biotechnology, University of Surabaya, Kalirungkut Rd., Surabaya 60292, Indonesia

Abstract

Catalase (CAT) is a group of enzymes that protect cells against oxidative damage generated by reactive oxygen species. A CAT cDNA was previously isolated and characterized from 3-month-old hydroponically cultured *Gynostemma pentaphyllum* (Thunb.) Makino plants. The ORF is 1 479 bp with a deduced amino acid sequence of 492 residues. CAT from *G. pentaphyllum* has a molecular mass of 56.97 kDa with an isoelectric point (pI) of 6.95. The temporal expression analysis of leaf samples demonstrated that *GpCAT* expression could be up-regulated by various environmental stresses such as jasmonic acid electro, oxidative, salt, heavy metal, chilling and heat stress in a certain time period. A three-dimensional structural model of *G. pentaphyllum* based on its *GpCAT* cDNA sequence. The temporal expression pattern suggests that the *GpCAT* could play a role in the molecular defense response of *G. pentaphyllum* to abiotic stresses.

Keywords: Abiotic stress; Catalase; Gene expression; *Gynostemma pentaphyllum* (Thunb.) Makino.

Corresponding Author:

Deok-Chun Yang
soekwee@yahoo.com

Received: 9 June 2017

Accepted: 15 July 2017

Published: 11 September 2017

Publishing services provided
by Knowledge E© Johan Sukweenadhi
et al. This article is distributed
under the terms of the

Creative Commons Attribution

License, which permits
unrestricted use and
redistribution provided that
the original author and source
are credited.Selection and Peer-review
under the responsibility of the
NRLS Conference Committee.

1. Introduction

Reactive oxygen species (ROS) are free radical substances that contain one or more unpaired electrons, which include hydrogen peroxide (H₂O₂), superoxide radical (O₂⁻), hydroxyl radical (OH⁻), etc. [1]. Plants contain several types of antioxidant enzymes that are able to control ROS concentrations during fluctuating environmental conditions. A complex antioxidant defense system has been developed with several antioxidant enzymes such as ascorbate peroxidase (APX), catalase (CAT), superoxide dismutase (SOD), glutathione reductase (GR), peroxidase (POD) and glutathione-S-transferase (GST) [2]. CAT (oxidoreductase, EC 1.11.1.6) is a tetrameric heme-containing intracellular enzyme which can rapidly degrade two molecules of H₂O₂ to water and molecular oxygen [3]. CAT, the first antioxidant enzyme to be discovered and characterized in plants, is found in almost all aerobic organisms and serves to break down hydrogen peroxide rapidly [2]. In contrast to animals, CAT in plants was encoded by a

OPEN ACCESS

small gene family. Recently, interest in plant CATs has gained significant momentum as their important role in plant signal perception, plant defense, and plant metabolism. CATs are generally composed of a multi-gene family and have been biochemically and/or genetically purified, studied and characterized from many plants such as *Gossypium hirsutum* L. [4], *Zea mays* L. [5], and *Panax ginseng* C.A. Mey. [6]. Despite their importance as antioxidant enzymes, no prior report on CAT gene sequences in *Gynostemma pentaphyllum* (Thunb.) Makino exists. *G. pentaphyllum* is herbaceous vine plant of the family *Cucurbitaceae* (cucumber or gourd family) that is indigenous to and used widely throughout Asian countries, including China, Japan, and Korea as traditional medicines or tea with powerful biological effects that lead to longevity [7]. In this work, the cDNA clone encoding CAT was isolated from the cDNA library from 3-month-old hydroponically cultured *G. pentaphyllum* and we are interested in checking its transcription pattern in response to various abiotic stresses. This is the first report of the isolation of the CAT gene from *G. pentaphyllum* (*GpCAT*) and its transcription pattern in response to various abiotic stresses.

2. Materials and methods

2.1. Materials

In this study, we used *in vitro* cultured *G. pentaphyllum* plants which originated from Gyeryong-si, Chungcheongnam-do, Korea. *In vitro* conditions included a photoperiod of 16 h light and 8 h dark at 24 °C for 2 mo using ½ MS media.

2.2. Methods

2.2.1. Plant Materials and application of abiotic stresses

In vitro cultured *G. pentaphyllum* plants, 3 mo old were used for the treatments and nucleic acid extractions, as previously described. For chemical stress, the plantlets were placed for various periods in ½ Murashige and Skoog (MS) medium containing the indicated concentrations of chemicals; 500 µM CuSO₄ and 100 µM jasmonic acid (JA). For saline stress treatment, 100 mM NaCl were used in the ½ MS media. For the heat and chilling stress treatment, the plantlets were exposed to temperatures at 37 °C and 4 °C. For osmotic and oxidative stresses, mannitol (11 %) and H₂O₂ (10 mM) were given to the ½ MS media, respectively. In all cases, stress treatments were carried out in ½ MS media and ten plantlets were treated with each stress for 1 h, 4 h, 8 h, 24 h, 48 h, and 72 h. Control plants were maintained in a growth room at 25 °C under a 16 h photoperiod. The stressed plant materials from all completed treatments were

immediately frozen in liquid nitrogen and stored at -70°C until it required for the next analysis. The expression pattern of CAT genes against several environmental stresses was investigated by quantitative real time-PCR.

2.2.2. Sequence analysis

The search of Catalase ESTs was performed using *G. pentaphyllum* EST database (Kyung Hee Database) and the BLAST program at the National Center for Biotechnology Information server. By comparing the *G. pentaphyllum* ESTs, we identified and selected CAT gene based on their open reading frames encoding the specific protein via BlastX program (NCBI BlastX program). Nucleotide and amino acid sequence analyzes were performed using the DNASIS program (Hitachi, Japan). ClustalX with default gap penalties was used to perform multiple alignments of CAT isolated from *G. pentaphyllum* and previously registered in other species. The protein properties were estimated using ProtParam [8] and the hydropathy value was estimated by the method described by Kyte and Doolittle [9]. Identification of conserved motifs within CAT was accomplished with MEME [10]. Another database also used to analyze the full-length *GpCAT* gene, such as MotifScan, HMMTOP, SOPMA and PSORT. A three-dimensional model was prepared using CAT as a template on an SWISS-MODEL WORKSPACE in automated mode [11]. The generated 3-D structure was visualized using the UCSF Chimera package.

2.2.3. Real-time quantitative PCR

Total RNA was extracted from plants using RNeasy kit (Qiagen, Valencia, CA, USA) according to the manufacture's instruction. The quality and concentration of RNA were measured using a spectrophotometer (GE Nanovalue, USA). To obtain the first strand of cDNA, 5 μg of total RNA were reverse transcriptase using RT-&GOTM Mastermix (MP Biomedicals, LLC., USA) following the instruction given by the manufacturer. qRT-PCR was performed by RT rotary analyzer (Rotor- Gene 6000, Corbett Life Science, Sydney, Australia) using 10 ng of cDNA in a 10 μL reaction volume using SYBR[®]. Green Sensimix Plus Master Mix (Quantace, Watford, England) using the specific primer *GpCAT* (5'-GTAACCAAGACCTGGCCTGA-3' and 5'-GGTGCATTAGCTGGGAGTTG-3'). The gene encoding actin protein (5'-ACATACCGGTGTCATGGTTGGT-3' and 5'-CTTCAGGAGCAA CACGAAGCT-3') was used as a housekeeping gene in the experiment. PCR conditions for each 40 cycles are 95 $^{\circ}\text{C}$ for 10 s, 58 $^{\circ}\text{C}$ for 10 s, and 72 $^{\circ}\text{C}$ 20 s. The fluorescent product was detected at the last step of each cycle. Amplification, detection, and data analysis were carried out with a Rotor-Gene 6 000 real-time rotary analyzer (Corbett Life Science, Sydney, Australia). The threshold cycle (Ct) represents the number of cycles at which the fluorescence intensity was significantly higher than

the background fluorescence at the initial exponential phase of PCR amplification. To determine the relative fold differences in template abundance for each sample, the Ct value for *GpCAT* was normalized to the Ct value for β -actin and calculated relative to a calibrator using the formula $2^{-\Delta\Delta C_t}$. Three independent experiments were performed in triplicate.

3. Results and discussion

3.1. Amino acid sequence analysis of *GpCAT*

From our expressed sequence tags (EST) analysis of a cDNA library, which was prepared with the hydroponic culture of *G. pentaphyllum* we identified a cDNA clone encoding the CAT gene. We named this gene *GpCAT* (*Gynostemma pentaphyllum* (Thunb). Makino catalase). The full-length clone contained a *GpCAT* cDNA 1,909 bp long and had an ORF 1,479 bp long. The GC content of the coding region was 45.5%. The *GpCAT* gene encoded a putative protein of 492 amino acid (aa) residues. CAT from *G. pentaphyllum* has a molecular mass of 56.97 kDa with an isoelectric point (pI) of 6.95, as determined by ProtParam program. *GpCAT* catalytic active site and heme binding motifs were detected by MotifScan software (PROSITE patterns [pat]). Seventeen amino acids at the position of Phe 54 to Ser 70 reported being involved in catalytic activity while the direct association with the heme group was detected on the nine amino acids at the position of Arg 344 to Glu 352. At the carboxyl terminus of *GpCAT*, the putative peroxisomal targeting sequence was present as a tri-peptide Pro-Ser-Ile. The presence of Pro-Ser/Thr/Asn-Met/Ile and context of adjacent residues are essential for directing proteins to the peroxisome [12]. Regarding PSORT prediction, this protein has a tendency to be located at peroxisome. These results clearly indicate that this cDNA encodes peroxisomal catalase. In addition, transmembrane helix prediction (HMMTOP) showed that there are no transmembrane helices in the deduced protein, implying that the protein does not function on the membranes in the cytosol or nucleus. One putative polyadenylation sites, AATAAA [13], can be found 178 nucleotides downstream of the stop codon (solid underline). Conserved GTGTT sequences also can be found 19 nucleotides downstream of the stop codon (dotted lines). It has been proposed that the GTGTT motif is required for efficient polyadenylation [14]. The full-length cDNA sequence has been assigned to GenBank under the accession numbers of KJ562361.

3.2. Homology analysis

A GenBank BlastX search revealed that the deduced amino acid sequences of *GpCAT* showed higher degrees of identity with the catalase of *G. hirsutum* (P17598) and *Prunus*

persica (L.) Batsch (CAD42908) with 93 % identity and 97 % similarity, followed by catalase of *Cucurbita pepo* L. (92 % identity, 98 % similarity). Alignment analysis was made to compare *GpCAT* with catalase from *C. pepo*, *Arabidopsis thaliana* (L.) Heynh., and *Raphanus sativus* (L.) Domin. Multiple sequence alignment revealed that all the sequences have high similarity between the CAT genes which have 492 amino acids length (Fig. 1). In addition, the heme group that reported being involved in the catalytic activity is conserved in Motif 2. Totally, there are three motifs as representative of conserved residues, as analyzed by MEME (Fig. 1). Heme group in *GpCAT* probably bind on the nine amino acids at the position of Arg 344 to Glu 352 while seventeen amino acids at the position of Phe 54 to Ser 70 reported being involved in the catalytic activity. Among those three representatives of conserved residue motifs, as analyzed by MEME, the heme group that reported being involved in the catalytic activity is conserved in Motif 2 (Fig. 1).

The hydrophilicity profile of the estimated CAT protein is shown in Fig. 2a. Peptides around the heme group are very hydrophobic in *GpCAT* and similar CATs, and the N and C-terminal peptides are very alike to each other. Secondary structure analysis and molecular modeling for *GpCAT* were conducted by SOMPA (Fig. 2b). The secondary structure analysis revealed that *GpCAT* consists of 132 α -helices, 27 β -turns joined by 71 extended strands, and 262 random coils. This result is highly similar to the secondary structure of *GhCAT1* from *G. hirsutum* 132 α -helices, 25 β -turns joined by 76 extended strands and 251 random coils; to *PpCAT1* from *P. persica* 132 α -helices, 27 β -turns joined by 70 extended strands and 263 random coils; and to *CpCAT* from *C. pepo* consist of 140 α -helices, 25 β -turns joined by 76 extended strands and 251 random coils. The PDB Sum results prediction of the 3-D structures of *GpCAT* by UCSF Chimera package was shown in Fig. 2c.

3.3. Temporal expression of *GpCAT* genes in response to abiotic stresses

The expression patterns of *GpCAT* at different time points after treatments were analyzed using real-time PCR. *GpCAT* expression response against abiotic stress (Fig. 3) demonstrated different results. The expression of the *GpCAT* gene was enhanced in response to various abiotic stresses. Oxidative stress by H_2O_2 caused a strong induction of *GpCAT* at 1 h (Fig. 3a). *GpCAT* expression quickly increased until 4-fold greater than control, and then gradually became similar to control. Oxidative stress by applying exogenous 10 mM H_2O_2 induced rapid expression of CAT on *Z. mays* and *P. ginseng* [5, 6]. Initial increasing of CAT expression by 10 mM H_2O_2 treatment also happened in cassava catalase—*MecCAT1* [15]. Using the same treatment (exogenous application of 10 mM H_2O_2), the *GpCAT* transcript was also induced compared to the control (Fig. 3a).

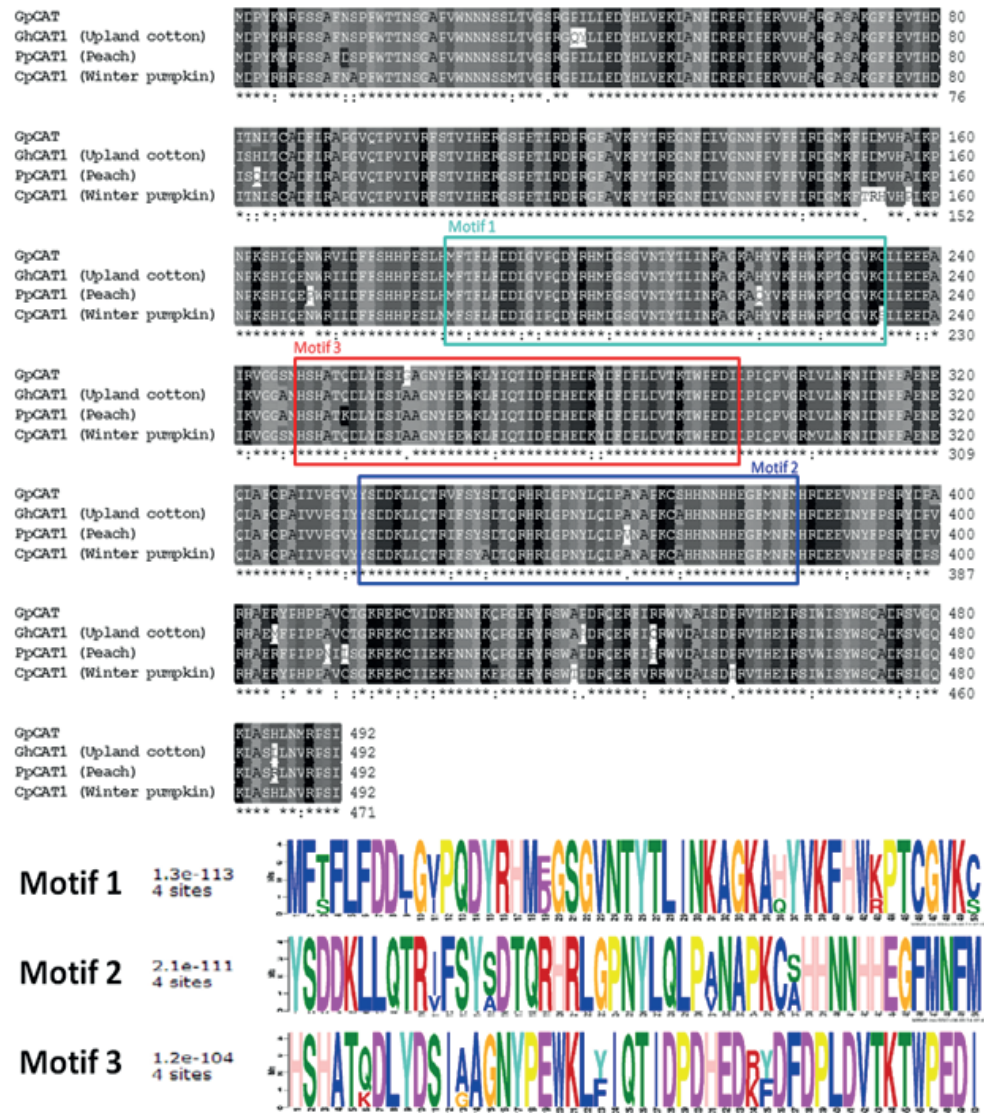


Figure 1: Putative amino acid sequence comparison of GpCAT with those of CAT genes from other plants: *C. pepo* (P48350), *R. sativus* (AAB86582) and *A. thaliana* 2 (AEE86842). The hyphen was inserted within the amino acid sequence to denote gaps. Shadow box indicates well-conserved residues, * represents conserved amino acid, while: represents a very similar amino acid. Three conserved motifs obtained by MEME analysis contain 50 conserved amino acid residues. Motif 1, 2, and 3 are designated by the cyan, blue, and red boxes, respectively.

It had been reported that plant CATs play diverse roles in oxidative stress resistance, and possibly in the mediation of signal transduction which involving H_2O_2 as a second messenger. It also has been promoted that H_2O_2 could act as a cellular signal for the catalase gene induction in maize [16]. Thus, the increasing of CAT expression level may be included as one of the plant efforts to maintain the H_2O_2 homeostasis.

Similar to *GpCAT* response against oxidative stress, JA elicitor treatment to *G. pentaphyllum* make the rapid response of *GpCAT* upregulated expression (Fig. 3b). In the different pattern, *PgCAT1* transcription level was also upregulated but slowly, by giving 0.2 mM of JA [6]. CAT of *G. pentaphyllum* showed strong expression against salinity

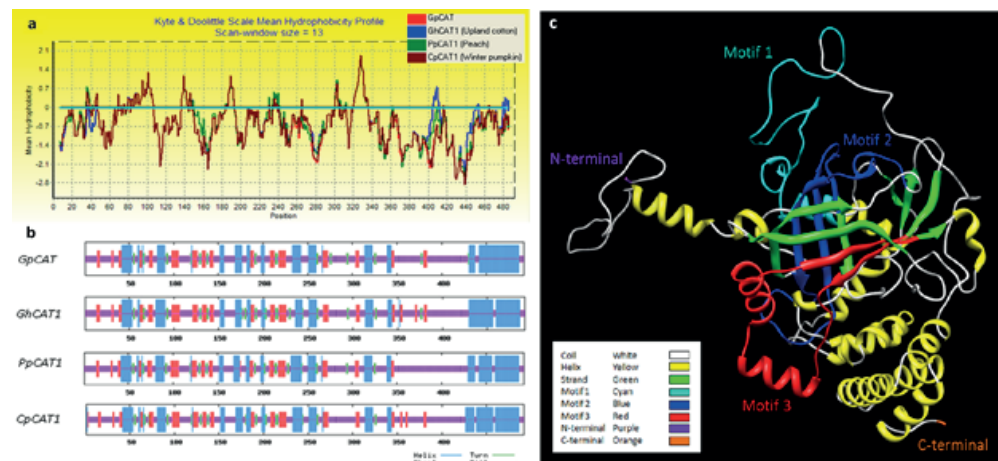


Figure 2: Superimposed hydrophilicity profiles and secondary structure predictions for *GpCAT* and homologous plant CATs; (a) Hydrophobic domains are indicated by positive numbers; hydrophilic domains are above the line and hydrophilic domains are below the line. The arrow indicates the conserved three cysteine residues. (b) Comparison of GPX secondary structures by SOMPA. The helix, sheet, turn, and coil are indicated in order from the longest to the shortest. (c) The predicted 3-D structures of *GpCAT*. Comparative representation was performed by UCSF Chimera package. Motif 1, 2, and 3 are depicted as blue, red, and cyan, respectively.

stress (Fig. 3c). Salinity stress enhanced *GpCAT* expression at 8 h to 72 h. This result confirms previous transcription level enhancement of *Avicennia marina* (Forssk.) Vierh. CAT1 by giving 500 mM NaCl stress [17] and sugarcane CAT by giving 250 mM NaCl [18]. Study in rice revealed that salt stress triggered a defense mechanism against oxidative stress. Moreover, antioxidant response patterns operating in different plant species are well conserved. Hence, antioxidant enzymes transcripts like CAT are being up-regulated in response to salinity defenses to ensure proper protection against ROS generated after salt treatment [19].

Under CuSO_4 stress (Fig. 3d), *GpCAT* expression was rapidly induced by 1 h (9-fold). In contrast with previous *PgCAT1* transcript result, there is no significant change of *GpCAT* expression during the osmotic stress (11 % mannitol) compared to control (Fig. 3e). It seems that *GpCAT* is not responsive to mannitol stress. Chilling stress caused an up-regulation of *GpCAT* (Fig. 3f), which expressed rapidly and then decreased transiently. These results confirm expression pattern of maize CAT3 under cold stress [16]. Similar but not same, *PgCAT1* [6] was induced and reached a maximum after 24 h of cold treatment. The previous study by Saruyama and Tanida [20] has also correlated chilling tolerance with an induced antioxidant mechanism and suggested that it will be responsible for cold injury in plants. These outcomes were consistent with *GpCAT* expression (Fig. 3g), which gradually increased during 3 d treatment with the highest expression after 2 d. However, CAT2 of *A. thaliana* showed a quick but temporary decrease response against heat treatment [21]. The previous report showed that ROS production and ROS-scavenging enzymes were known to be a part of the heat-stress response. Higher expression of CAT in high-temperature treated plants can reduce

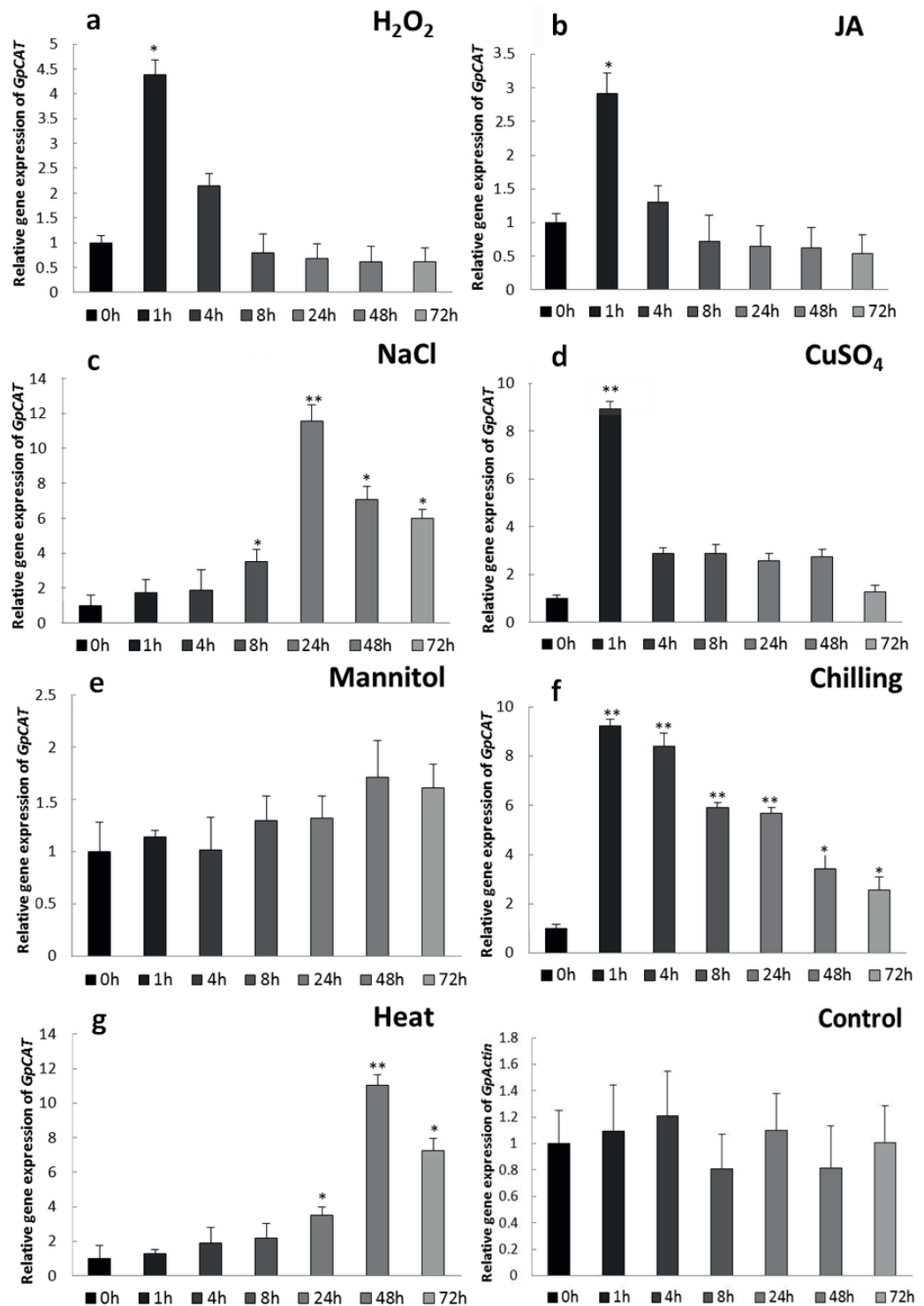


Figure 3: Relative quantities of *GpCAT* mRNA at various time points (hour) post-treatment with various stresses: 10 mM H₂O₂ (a), 100 μM Jasmonic Acid (b), 100 mM NaCl (c), 500 μM CuSO₄ (d), 11 % Mannitol (e), chilling (f), and heat (g) treatment. *GpActin* gene expression as control during the time course also provided. The error bars represent the standard error of the means of three independent replicates. “***” means the gene expression level was very significant compared to the control (0 h) and “**” means the gene expression level was significant compared to the control (0 h). Statistical analysis was performed by using an unpaired t - test with 95 % confidence interval.

the accumulation of H₂O₂ and prevent cell membrane damage. The plant capacity to enhance the expression and synthesis of CAT is limiting the plant's adaptation to heat stress [21].

4. Conclusion

A three-dimensional structural model of *G. pentaphyllum* CAT based on its *GpCAT* cDNA sequence. This study described the first characterization and formulation of an important enzyme, GpCAT, from *G. pentaphyllum*. Our results show that *GpCAT* was sensitively induced in 3 mo old *in vitro* culture of *G. pentaphyllum* by various kinds of stimuli, including oxidative stress (H₂O₂), plant hormones (JA), salinity stress, heavy metal stress (copper), chilling and heat stress. However, *GpCAT* was not responsive to osmotic stress made by mannitol treatment. Some similar reports about CAT expression in plants have been already reported and our results confirm that GpCAT is also affiliated with environmental stresses. Putative peroxisomal targeting sequence (Pro-Ser-Ile) was found at the C-terminal indicating that its location must be at peroxisome. Further studies on *GpCAT* are needed for specific localization within the cell, better substrate accessibility, and different regulation results under stress. Information on CAT variants in plants is still few, so this study might provide support for further characterization of CATs.

Acknowledgements

This research was supported by Korea Institute of Planning and Evaluation for Technology in Food, Agriculture, Forestry and Fisheries, Republic of Korea (iPET 113014-03-3-SB010/2016).

References

- [1] Halliwell B, Gutteridge JMC. Free radicals in biology and medicine. 4th edn. Oxford: Clarendon Press; 2006.
- [2] Smykowski A, Zimmermann P, Zentgraf U. G-Box binding factor1 reduces CATALASE2 expression and regulates the onset of leaf senescence in Arabidopsis. *Plant Physiology* 2010;153:1321–1331.
- [3] Switala L, Leuwen PC. Diversity of properties among catalases. *Archives of Biochemistry and Biophysics* 2002;401: 145–154.
- [4] Guan LM, Scandalios JG. Cis-elements and trans-factors that regulate expression of the maize *Cat1* antioxidant gene in response to ABA and osmotic stress: H₂O₂

- is the likely intermediary signaling molecule for the response. *The Plant Journal* 2000;22(2):87–95.
- [5] Ni W, Trelease RN, Eising R. Two temporally synthesized charge subunits interact to form the five isoforms of cottonseed (*Gossypium hirsutum*) catalase. *Biochemical Journal* 1999;269:233–238.
- [6] Purev M, Kim YJ, Kim MK, Pulla RK, Yang DC. Isolation of a novel catalase (*Cat1*) gene from *Panax ginseng* and analysis of the response of this gene to various stresses. *Plant Physiology and Biochemistry* 2010;48:451–460.
- [7] Blumert M, Liu J. Jiaogulan. China's "immortality" herb. California: Torchlight Publishing, Inc.; 1999.
- [8] Gasteiger E, Hoogland C, Gattiker A, Duvaud S, Wilkins MR, Appel RD, et al. Protein identification and analysis tools on the ExPASy server. In: *The proteomics protocols handbook*. John MW (Ed.) New York: Humana Press; 2005. p. 571–607.
- [9] Kyte J, Doolittle RF. A simple method for displaying the hydropathic character of a protein. *Journal of Molecular Biology* 1982;157:105–132
- [10] Bailey TL, Boden M, Buske FA, Frith M, Grant CE, Clementi L, et al. MEME SUITE: tools for motif discovery and searching. *Nucleic Acids Research* 2009;37:202–208
- [11] Arnold K, Bordoli L, Kopp J, Schwede T. The SWISS-MODEL Workspace: A web-based environment for protein structure homology modelling. *Bioinformatics* 2006;22:195–201
- [12] Mullen RT, Lee MS, Trelease RN. Identification of the peroxisomal targeting signal for cotton seed catalase. *The Plant Journal* 1997;12:313–322
- [13] Birnstiel ML, Busslinger M, Strub K. Transcription termination and 3' processing: The end is in site! *Cell* 1985;41:349–359.
- [14] Joshi CP. Putative polyadenylation signals in nuclear genes of higher plants: A compilation and analysis. *Nucleic Acids Research* 1987;15:9627–9640.
- [15] Reilly K, Han Y, Tohme J, John RB. Isolation and characterization of a cassava catalase expressed during post-harvest physiological deterioration. *Biochimica et Biophysica Acta* 2001;1518:317–323.
- [16] Prasad TK, Anderson MD, Martin BA, Stewart CR. Evidence for chilling-induced oxidative stress in maize seedlings and a regulatory role for hydrogen peroxide. *The Plant Cell* 1994;6:65–74.
- [17] Jithesh MN, Prashanth SR, Sivaprakash KR, Parida A. Monitoring expression profiles of antioxidant genes to salinity, iron, oxidative, light and hyperosmotic stresses in the highly salt tolerant grey mangrove, *Avicennia marina* (Forsk.) Vierh. by mRNA analysis. *Plant Cell Reports* 2006;25:865–876.
- [18] Su Y, Guo J, Ling H, Chen S, Wang S, Xu L, et al. Isolation of a novel peroxisomal catalase gene from sugarcane, which is responsive to biotic and abiotic stresses. *PLoS One* 2014;9:1–11.

- [19] Menezes-Benavente L, Teixeira FK, Kamei CLA, Margis-Pinheiro M. Salt stress induces altered expression of genes encoding antioxidant enzymes in seedlings of a Brazilian indica rice (*Oryza sativa* L.). *Plant Science* 2004;166:323-331.
- [20] Saruyama H, Tanida M. Effect of chilling on activated oxygen scavenging enzymes in low temperature-sensitive and -tolerant cultivars of rice (*Oryza sativa* L.). *Plant Science* 1995;109:105-113.
- [21] Volkov RA, Panchuk II, Mullineaux PM, Schöffl F. Heat stress-induced H₂O₂ is required for effective expression of heat shock genes in Arabidopsis. *Plant Molecular Biology* 2006;61:733-774.




Knowledge E
Engaging minds




KnE Life Sciences

International Conference on Natural Resources and Life Sciences Agriculture

20-21 October 2016

ISSN 2413-0877



www.KnEpublishing.com

PREFACE: 1st-International Conference on Natural Resources and Life Sciences – NRLS 2016

The 1st-International Conference on Natural Resources and Life Sciences – NRLS is organized by the Faculty of Biotechnology, University of Surabaya. The theme of this conference is set on the “Multidisciplinary Science for Better Achievement”. The conference has facilitated the exchange of useful information on the life science and natural resources exploration practices for the future human needs, as well as to enlarge collaboration activities for the development of research and technology in natural resources and life science among academics and professionals in Europe and Asean. There were over 120 participants from countries and regions, such as Germany, Netherland, Nepal, Korea, Thailand, Malaysia and, of course, Indonesia.

Over 113 abstracts and presentations, there are 22 papers selected to be published in KnE Conference Proceeding, representing the for themes of 2016, *i.e.*: Food Biotechnology, Plant Biotechnology, Medical Biotechnology & Forensics, and Environmental Biotechnology & Renewable Energy. All 22 manuscripts in KnE Life Sciences vol. 2017 had been reviewed by experts from University of Groningen, University of Postdam, RWTH Aachen University, Kyung Hee University, Universiti Selangor, and University of Surabaya, Indonesia. The published papers have passed all necessary improvement according to the KnE standard and reviewer’s comments. Our appreciation goes to the reviewers, editors and the whole Scientific and Editorial Board for their big effort in review and improvement process of the papers.

For the generous support provided in succeeding the NRLS-2016, we thank the following parties: The University of Surabaya’s management and supporting units, DAAD (Deutschland Akademische Austausch Dienst). Our Sponsors: SCIENCEWERKE, BIONEER, INDOLAB UTAMA, ENSEVAL MEDIKA PRIMA, MEGAH SEJAHTERA SCIENTIFIC and APD (ALUMNI PORTAL DEUTCHLAND). Last but not least, we thank you all presenters and attendees for the active participation. We hope all of us enjoyed this event and will always continue the collaborations and friendship, scientific exchange, development of joint projects that are of scientific and economic importance in order to explore the natural resources and life sciences in particular in the area of food, health,

agriculture, sustainable environment and renewable energy development. We hope you return next year with even more colleagues for NRLS 2018!

Dr. Popy Hartatie Hardjo

Executive Chief of NRLS-2016 Committee

Chief Editor: Roy Hendroko Setyobudi (Jakarta, IDN)

Board of Editor: Maria Goretti Marianti Purwanto (Surabaya, IDN), Juris Burlakovs (Kalmar, SWE), Maizirwan Mel (Kualalumpur, MYS), Praptiningsih Gamawati Adinurani (Madiun, IDN), and Zane Vincēviča-Gaile (Riga, LVA).

Scientific and Editorial (S & E) Board International Conference on Natural Resources and Life Sciences the 1st NRLS - 2016

- Elieser Tarigan, Faculty of Electrical Engineering - University of Surabaya, IDN.
- Go Melisa Gunawan, Faculty of Biotechnology - University of Surabaya, IDN.
- Johan Sukweenadhi, Kyung Hee University - KOR; Faculty of Biotechnology - University of Surabaya, IDN.
- Juris Burlakovs, Faculty of Health and Life Sciences, Dept. of Biology and Environmental Science, Linnaeus University, SWD
- Lanny Sapei, Faculty of Chemical Engineering - University of Surabaya, IDN.
- Lieke Riadi, Faculty of Chemical Engineering - University of Surabaya, IDN.
- Maizirwan Mel, Department of Biotechnology Engineering, Faculty of Engineering, International Islamic University Malaysia, MYS.
- Maria Goretti Marianti Purwanto, Faculty of Biotechnology - University of Surabaya, IDN.
- Mariana Wahjudi, Faculty of Biotechnology - University of Surabaya, IDN.
- Nurul Azizah, Faculty of Biotechnology - University of Surabaya, IDN.
- Popy Hartatie Hardjo, Faculty of Biotechnology - University of Surabaya, IDN.
- Praptiningsih Gamawati Adinurani, Faculty of Agrotechnology, University of Merdeka, Madiun, IDN.
- Roy Hendroko Setyobudi, IABST, Jakarta and Ma Chung Research Center for Photosynthetic Pigments, Malang, IDN.
- Sharr Azni Harmin, Fakulti Sains & Bioteknologi, Universiti Selangor, MYS.
- Sulisty Emantoko Dwi Putra, Faculty of Science - University of Potsdam, DEU; Faculty of Biotechnology University of Surabaya, IDN.
- Theresia Desy Askitosari, RWTH Aachen University, Institute of Applied Microbiology, DEU.
- Tjie Kok, Faculty of Chemical Pharmaceutical Biology, University of Groningen, NLD.

- Yoanes Maria Vianney, Faculty of Biotechnology - University of Surabaya, IDN.
- Zane Vincēviča-Gaile, Department of Environmental Science, University of Latvia, Riga - Latvia, European Union, LVA.

Table of Contents (NRLS Conference Proceedings)

Action Research into a Flood Resilient Value Chain – Biochar-Based Organic Fertilizer Doubles Productivity of Pea in Udayapur, Nepal

Anu Joshi Shrestha, Bishnu Hari Pandit

DOI 10.18502/cls.v3i5.974, Pages 1-19

Comparison of the Main Bioactive Compounds and Antioxidant Activity from Garlic Water-soluble and Garlic Oil

Ardhia Deasy Rosita Dewi, Joni Kusnadi, Wen-Ling Shih

DOI 10.18502/cls.v3i5.975, Pages 20-34

Antioxidant Acitivity in Various Processed Products of Inferior Local Tubers (*Dioscorea* sp. L.)

Ari Yuniastuti, Retno Sri Iswari, and R. Susanti

DOI 10.18502/cls.v3i5.976, Pages 35-40

Synthesis and Characterization of TNTs/Polyaniline Composite as Photocatalyst Degradation of Rhodamin B by Visible Light

Atik Setyani, Sri Wahyuni, Sigit Priatmoko, and Nur Amin

DOI 10.18502/cls.v3i5.977, Pages 41-50

Two Antibacterial Compounds: Velutin and 4- (Hydroxy (Oxiran-2-yl)Methyl)-2-Methoxyphenol from the Stem Bark of *Drimys arfakensis* Gibbs.

Bimo Budi Santoso, Hidelisa Padua Hernandez, Evelyn B Rodriguez, Ida Farida Dalmacio

DOI 10.18502/cls.v3i5.978, Pages 51-62

Extraction and Toxicity Assay of Mycotoxin from Entomopathogenic Fungi Isolate of Kusuma Agrowisata Orchard Batu, Jawa Timur, Indonesia

Derdy Janli, Maria Goretti M. Purwanto, Ida Bagus Artadana, Theresia Desy Askitosari

DOI 10.18502/cls.v3i5.979, Pages 63-74

Solar Driven Photocatalytic Fuel Cells: an Environmentally Friendly Innovation of Power Plant Technology as Energy Source

Emas Agus Prastyo Wibowo, Navela Rahma Aji, Nuni Widiarti, Cepi Kurniawan

DOI 10.18502/cls.v3i5.980, Pages 75-80

A Glimpse into the Biosynthesis of Terpenoids

Ingy I. Abdallah, Wim J. Quax

DOI 10.18502/cls.v3i5.981, Pages 81-98

Transcription Pattern of Catalase Gene from *Gynostemma pentaphyllum* (Thunb.) Makino during Various Abiotic Stresses

Johan Sukweenadhi, Yu-Jin Kim, and Deok-Chun Yang

DOI 10.18502/cls.v3i5.982, Pages 99-109

Drying Kinetics of *Curcuma xanthorrhiza* Roxb.

Lanny Sapei, Elieser Taringan, Lie Hwa, Violita Putri Halim, Fhelix August Soebiantoro

DOI 10.18502/cls.v3i5.983, Pages 110-117

Water Sustainability: Emerging Trends for Water Quality Management

Lieke Riadi

DOI 10.18502/cls.v3i5.984, Pages 118-130

Isolation and Screening of Indigenous Fungus Producing Lignin Peroxidase from the Cocoa Plantation in Sepawon Kediri Regency Indonesia

Liling Delila, Evi Susanti, Eli Hendrik Sanjaya

DOI 10.18502/cls.v3i5.985, Pages 131-138

Cloning and Over-expression of xynB Gene of *Bacillus subtilis* subsp. *spizizenii* W23 into *Escherichia coli* Origami Host Cells

Mariana Wahjudi, Catherina, Nita Marcelia Wangunhardjo, Ernest Suryadjaja, Xavier Daniel

DOI 10.18502/cls.v3i5.986, Pages 139-149

The Utilization of Metroxylon Sago (*Rottb.*) Dregs for Low Bioethanol as Fuel Households Needs in Papua Province Indonesia

Numberi Johni Jonatan, Arifia Ekayuliana, I Made Kartika Dhiputra, Yulianto Sulisty Nugroho

DOI 10.18502/cls.v3i5.987, Pages 150-157

Composting of Corn By-Product using EM4 and Microorganism *Azotobacter* sp. as Composting Organism

Nuniek Hendriani, Sri Rachmania Juliastuti, Hamida Nuur Masetya, Imam Tianto Aditiyas Saputra

DOI 10.18502/cls.v3i5.988, Pages 158-166

Superoxide Dismutase Levels of Operator Gas Stations in Semarang, Central Java, Indonesia.

Nur Kusuma Dewi, Ari Yuniastuti

DOI 10.18502/cls.v3i5.989, Pages 167-172

Somatic Embryo from Basal Leaf Segments of *Vanda tricolor* Lindl. var. *pallida*

Popy Hartatie Hardjo and Wina Dian Savitri

DOI 10.18502/cls.v3i5.990, Pages 173-179

Efficiency Analysis of Production Factors Utilization in Upland Rice Farming

Rohmad Budiono, Praptiningsih Gamawati Adinurani

DOI 10.18502/cls.v3i5.991, Pages 180-187

In Vitro Study of Potato (*Solanum tuberosum* L.) Tolerant to the Drought Stress

Biliter Anton Sirait and Rosa Charloq

DOI 10.18502/cls.v3i5.992, Pages 188-192

Organic Fertilizer from Bioethanol Solid Waste, Agricultural Waste, and Banana Peels Waste
by Bio-act EM4 and *Aspergillus niger*
Sri Rachmania Juliastuti, Delftya Enhaperdhani, Rizka Uswatun Hasanah
DOI 10.18502/kl.v3i5.993, Pages 193-201

Intake Pericarp of *Garcinia mangostana* L. Extract Inhibited Oxidative Stress on Wistar Rat
Hyperglycemic through the Increased of Superoxide Dismutase and Histopathology
Pancreatic Activities
Sri Wahjuni, Anak Agung Istri Ayu Mayun Laksmiwati, Ni Made Puspawati
DOI 10.18502/kl.v3i5.994, Pages 202-207

The Role of Heavy Metals-Resistant Bacteria *Acinetobacter* sp. in Copper Phytoremediation
using *Eichhornia crasippes* [(Mart.) Solms]
Wahyu Irawati, Adolf Jan Nexson Parhusip, Nida Sopiah, Juniche Anggelique Tnunay
DOI 10.18502/kl.v3i5.995, Pages 208-220

International Conference on Natural Resources and Life Sciences (NRLS-2016)

[Kne Life Sciences](#) / International Conference on Natural Resources and Life Sciences (NRLS-2016)

The 1st International Conference on Natural Resources and Life Sciences – NRLS 2016 – was organized by the Faculty of Biotechnology, Universitas Surabaya, Indonesia. The theme of this conference is set on the theme of 'Multidisciplinary Science for Better Achievement'. The conference facilitates exchange of useful information on life sciences and natural resources' exploration practices for the future human needs. Over 120 researchers participated in the conference from countries and regions such as Germany, Netherlands, Nepal, Korea, Thailand, Malaysia, and Indonesia. From over 113 abstract presentations, 22 papers are selected to be published in KnE Conference Proceeding, representing the themes of 2016, that is, Food Biotechnology, Biotechnology, Medical Biotechnology & Forensics, and Environmental Biotechnology & Renewable Energy. All 22 manuscripts in KnE Life Sciences 2017, have been reviewed by the experts from University of Groningen, University of Potsdam, RWTH Aachen University, Kyung Hee University, UIN Ar-Raniry, and University of Surabaya, Indonesia. The reviewing process at KnE involves experts having professional editing background from four countries (Indonesia, Latvia, Malaysia, and Sweden).

Conference date: 20–21 October 2016

Location: Surabaya, Indonesia

Editors: Roy Hendroko Setyobudi (Jakarta, IDN), Maria Goretti Marianti Purwanto (Surabaya, IDN), Juris Burlakovs (Kalmar, SWE), Maizirwan Mel (Kuala Lumpur, MYS), Praptiningsih Gamawati Adinurani (Madiun, IDN), and Zane Vincina-Gaile (Riga, LVA)

Sponsors: DAAD (Deutschland Akademische Austausch Dienst), Sciencewerke, Bioneer, Indolab Utama, Enseval Medika Prima, Megah Sejahtera and APD (Alumni Portal Deutschland)

Conference website: event.ubaya.ac.id/nrls

Published: 11 September 2017

ISSN: 2413-0877

Indexing: NRLS Conference Proceedings are indexed in [Web of Science](#) (by Clarivate Analytics, formerly Thomson Reuters, and ISI) as of 29 December 2017

Conference Proceedings Citation Index



WEB OF SCIENCE

Table of Contents

[INTERNATIONAL CONFERENCE ON NATURAL RESOURCES AND LIFE SCIENCES \(NRLS-2016\)](#)

[45 DOWNLOADS](#)

[Download fulltext](#)

Preface

[INTERNATIONAL CONFERENCE ON NATURAL RESOURCES AND LIFE SCIENCES \(NRLS-2016\)](#)

[Back to top](#)

[Issue Details](#)

[NRLS-2016](#)

[44 DOWNLOADS](#)

[Download fulltext](#)

Scientific and Editorial (S & E) Board

[INTERNATIONAL CONFERENCE ON NATURAL RESOURCES AND LIFE SCIENCES \(NRLS-2016\)](#)

[70 DOWNLOADS](#)

[Download fulltext](#)

Action Research into a Flood Resilient Value Chain – Biochar-Based Organic Fertilizer Doubles Productivity Pea in Udayapur, Nepal

[INTERNATIONAL CONFERENCE ON NATURAL RESOURCES AND LIFE SCIENCES \(NRLS-2016\)](#)

Pages 1-19 • [Anu Joshi Shrestha, Bishnu Hari Pandit](#)

[114 DOWNLOADS](#)

[Download fulltext](#)

Comparison of the Main Bioactive Compounds and Antioxidant Activity from Garlic Water-soluble and Garli

[INTERNATIONAL CONFERENCE ON NATURAL RESOURCES AND LIFE SCIENCES \(NRLS-2016\)](#)

Pages 20-34 • [Ardhia Deasy Rosita Dewi, Joni Kusnadi, Wen-Ling Shih](#)

[132 DOWNLOADS](#)

[Download fulltext](#)

Antioxidant Acitivity in Various Processed Products of Inferior Local Tubers (Dioscorea sp. L.)

[INTERNATIONAL CONFERENCE ON NATURAL RESOURCES AND LIFE SCIENCES \(NRLS-2016\)](#)

Pages 35-40 • [Ari Yuniastuti, Retno Sri Iswari, R. Susanti](#)

[89 DOWNLOADS](#)

[Download fulltext](#)

Synthesis and Characterization of TNTs/Polyaniline Composite as Photocatalyst Degradation of Rhodamin Visible Light

[INTERNATIONAL CONFERENCE ON NATURAL RESOURCES AND LIFE SCIENCES \(NRLS-2016\)](#)

Pages 41-50 • [Atik Setyani, Sri Wahyuni, Sigit Priatmoko, Emas Agus Prastyo Wibowo, Nur Amin](#)

[61 DOWNLOADS](#)

[Back to top](#)

[Issue Details](#)

[Download fulltext](#)

Two Antibacterial Compounds: Velutin and 4- (Hydroxy (Oxiran-2-yl)Methyl)-2-Methoxyphenol from the Stem Bark of *Drimys arfakensis* Gibbs.

INTERNATIONAL CONFERENCE ON NATURAL RESOURCES AND LIFE SCIENCES (NRLS-2016)

Pages 51-62 • Bimo Budi Santoso, Hidelisa Padua Hernandez, Evelyn B Rodriguez, Ida Farida Dalmacio

73 DOWNLOADS

[Download fulltext](#)

Extraction and Toxicity Assay of Mycotoxin from Entomopathogenic Fungi Isolate of Kusuma Agrowisata Ombak Batu, Jawa Timur, Indonesia

INTERNATIONAL CONFERENCE ON NATURAL RESOURCES AND LIFE SCIENCES (NRLS-2016)

Pages 63-74 • Derdy Janli, Maria Goretti M. Purwanto, Ida Bagus Artadana, Theresia Desy Askitosari

89 DOWNLOADS

[Download fulltext](#)

Solar Driven Photocatalytic Fuel Cells: an Environmentally Friendly Innovation of Power Plant Technology as a Renewable Energy Source

INTERNATIONAL CONFERENCE ON NATURAL RESOURCES AND LIFE SCIENCES (NRLS-2016)

Pages 75-80 • Emas Agus Prastyo Wibowo, Navela Rahma Aji, Nuni Widiarti, Cepi Kurniawan

83 DOWNLOADS

[Download fulltext](#)

A Glimpse into the Biosynthesis of Terpenoids

INTERNATIONAL CONFERENCE ON NATURAL RESOURCES AND LIFE SCIENCES (NRLS-2016)

Pages 81-98 • Ingy I. Abdallah, Wim J. Quax

299 DOWNLOADS

[Download fulltext](#)

Transcription Pattern of Catalase Gene from *Gynostemma pentaphyllum* (Thunb.) Makino during Various Abiotic Stresses

INTERNATIONAL CONFERENCE ON NATURAL RESOURCES AND LIFE SCIENCES (NRLS-2016)

Pages 99-109 • Johan Sukweenadhi, Yu-Jin Kim

[Back to top](#)[Issue Details](#)

[53 DOWNLOADS](#)

[Download fulltext](#)

Drying Kinetics of Curcuma xanthorrhiza Roxb.

INTERNATIONAL CONFERENCE ON NATURAL RESOURCES AND LIFE SCIENCES (NRLS-2016)

Pages 110-117 • Lanny Sapei, Elieser Taringan, Lie Hwa, Violita Putri Halim, Fhelix August Soebiantoro

[47 DOWNLOADS](#)

[Download fulltext](#)

Water Sustainability: Emerging Trends for Water Quality Management

INTERNATIONAL CONFERENCE ON NATURAL RESOURCES AND LIFE SCIENCES (NRLS-2016)

Pages 118-130 • Lieke Riadi

[80 DOWNLOADS](#)

[Download fulltext](#)

Isolation and Screening of Indigenous Fungus Producing Lignin Peroxidase from the Cocoa Plantation in Sepawon Kediri Regency Indonesia

INTERNATIONAL CONFERENCE ON NATURAL RESOURCES AND LIFE SCIENCES (NRLS-2016)

Pages 131-138 • Liling Delila, Evi Susanti, Eli Hendrik Sanjaya

[68 DOWNLOADS](#)

[Download fulltext](#)

Cloning and Over-expression of xynB Gene of Bacillus subtilis subsp. spizizenii W23 into Escherichia coli O Host Cells

INTERNATIONAL CONFERENCE ON NATURAL RESOURCES AND LIFE SCIENCES (NRLS-2016)

Pages 139-149 • Mariana Wahjudi, Catherina ., Nita Marcelia Wangunhardjo, Ernest Suryadjaja, Xavier Daniel

[94 DOWNLOADS](#)

[Download fulltext](#)

The Utilization of Metroxylon Sago (Rottb.) Dregs for Low Bioethanol as Fuel Households Needs in Papua Province Indonesia

INTERNATIONAL CONFERENCE ON NATURAL RESOURCES AND LIFE SCIENCES (NRLS-2016)

Pages 150-157 • Numberi Johni Jonatan, Arifia E.

[Back to top](#)

[Issue Details](#)

[to Sulisty Nugroho](#)

[59 DOWNLOADS](#)

[Download fulltext](#)

Composting of Corn By-Product using EM4 and Microorganism Azotobacter sp. as Composting Organism

INTERNATIONAL CONFERENCE ON NATURAL RESOURCES AND LIFE SCIENCES (NRLS-2016)

Pages 158-166 • Nuniek Hendriani, Sri Rachmania Juliastuti, Hamida Nuur Masetya, Imam Tianto Aditiyas Saputra

[125 DOWNLOADS](#)

[Download fulltext](#)

Superoxide Dismutase Levels of Operator Gas Stations in Semarang, Central Java, Indonesia.

INTERNATIONAL CONFERENCE ON NATURAL RESOURCES AND LIFE SCIENCES (NRLS-2016)

Pages 167-172 • Nur Kusuma Dewi, Ari Yuniastuti

[54 DOWNLOADS](#)

[Download fulltext](#)

Somatic Embryo from Basal Leaf Segments of Vanda tricolor Lindl. var. pallida

INTERNATIONAL CONFERENCE ON NATURAL RESOURCES AND LIFE SCIENCES (NRLS-2016)

Pages 173-179 • Popy Hartatie Hardjo, Wina Dian Savitri

[80 DOWNLOADS](#)

[Download fulltext](#)

Efficiency Analysis of Production Factors Utilization in Upland Rice Farming

INTERNATIONAL CONFERENCE ON NATURAL RESOURCES AND LIFE SCIENCES (NRLS-2016)

Pages 180-187 • Rohmad Budiono, Praptiningsih Gamawati Adinurani

[67 DOWNLOADS](#)

[Download fulltext](#)

In Vitro Study of Potato (Solanum tuberosum L.) Tolerant to the Drought Stress

INTERNATIONAL CONFERENCE ON NATURAL RESOURCES AND LIFE SCIENCES (NRLS-2016)

Pages 188-192 • Bilter Anton Sirait, Rosa Charlog

[101 DOWNLOADS](#)

[Download fulltext](#)

[Back to top](#)

[Issue Details](#)

Organic Fertilizer from Bioethanol Solid Waste, Agricultural Waste, and Banana Peels Waste by Bio-act EM4 Aspergillus niger

INTERNATIONAL CONFERENCE ON NATURAL RESOURCES AND LIFE SCIENCES (NRLS-2016)

Pages 193-201 • Sri Rachmania Juliastuti, Delftya Enhaperdhani, Rizka Uswatun Hasanah

139 DOWNLOADS

[Download fulltext](#)

Intake Pericarp of Garcinia mangostana L. Extract Inhibited Oxidative Stress on Wistar Rat Hyperglycemic through the Increased of Superoxide Dismutase and

INTERNATIONAL CONFERENCE ON NATURAL RESOURCES AND LIFE SCIENCES (NRLS-2016)

Pages 202-207 • Sri Wahjuni, Anak Agung Istri Ayu Mayun Laksmiwati, Ni Made Puspawati

50 DOWNLOADS

[Download fulltext](#)

The Role of Heavy Metals-Resistant Bacteria Acinetobacter sp. in Copper Phytoremediation using Eichhorn crasippes [(Mart.) Solms]

INTERNATIONAL CONFERENCE ON NATURAL RESOURCES AND LIFE SCIENCES (NRLS-2016)

Pages 208-220 • Wahyu Irawati, Adolf Jan Nexson Parhusip, Nida Sopiah, Juniche Anggeliqun Tunay





100 DOWNLOADS

[Download fulltext](#)

Contact

Email publishing@knowledgee.com
Phone +971 4 4227043
Address Knowledge E
Office 4401-04
Jumeirah Bay X2 Tower
Jumeirah Lakes Towers (JLT)
P.O. Box 488239
Dubai, UAE

Follow us

 [@KnowledgeEWorld](#)
 facebook.com/KnowledgeEUAE
 [Youtube](#)
 [LinkedIn](#)

[Find out more about Knowledge E from our corporate page](#)

[Back to top](#)

[Issue Details](#)

© 2015 - 2020 Knowledge E, unless otherwise stated.

[Back to top](#)

[Issue Details](#)

Web of Science

Search

My Tools

Search History

Marked List

Results: 22

(from Web of Science Core Collection)

Sort by: Date Times Cited Usage Count Relevance

Page 1 of 1

You searched for: CONFERENCE:
(NRLS) ...More

Create Alert

Select Page



Save to EndNote online

Add to Marked List

Refine Results

Search within results for...



Publication Years

 2017 (22)

Refine

Web of Science Categories

 BIOLOGY (22)

Refine

Document Types

 PROCEEDINGS PAPER (22)

Refine

Organizations-Enhanced

- UNIV SURABAYA (5)
- INSTITUT TEKNOLOGI SEPULUH
NOPEMBER (2)
- SEMARANG STATE UNIV (2)
- UNIV NEGERI SEMARANG (2)
- AGCY ASSESSMENT APPLICAT
TECHNOL (1)

more options / values...

Refine

Funding Agencies

Authors

Open Access

View all options

For advanced refine options, use

Analyze Results

1. Action Research into a Flood Resilient Value Chain -
Biochar-Based Organic Fertilizer Doubles Productivity
of Pea in Udayapur, Nepal

By: Shrestha, Anu Joshi; Pandit, Bishnu Hari
 Edited by: Setyobudi, RH; Purwanto, MGM; Burlakovs, J; et al.
 Conference: 1st International Conference on Natural Resources
 and Life Sciences (NRLS) Location: Surabaya, INDONESIA
 Date: OCT 20-21, 2016
 Sponsor(s): Deutschland Akademische Austausch Dienst; Univ
 Surabaya, Fac Biotechnol; SCIENCEWERKE; Bioneer; Indolab
 Utama; Enseval Medika Prima; Megah Sejahtera Sci; Alumni
 Portal Deutschland
 INTERNATIONAL CONFERENCE ON NATURAL RESOURCES
 AND LIFE SCIENCE (NRLS-2016) Book Series: KnE Life
 Sciences Pages: 1-19 Published: 2017



View Abstract

2. Comparison of the Main Bioactive Compounds and
Antioxidant Activity from Garlic Water-soluble and
Garlic Oil

By: Dewi, Ardhia Deasy Rosita; Kusnadi, Joni; Shih, Wen-Ling
 Edited by: Setyobudi, RH; Purwanto, MGM; Burlakovs, J; et al.
 Conference: 1st International Conference on Natural Resources
 and Life Sciences (NRLS) Location: Surabaya, INDONESIA
 Date: OCT 20-21, 2016
 Sponsor(s): Deutschland Akademische Austausch Dienst; Univ
 Surabaya, Fac Biotechnol; SCIENCEWERKE; Bioneer; Indolab
 Utama; Enseval Medika Prima; Megah Sejahtera Sci; Alumni
 Portal Deutschland
 INTERNATIONAL CONFERENCE ON NATURAL RESOURCES
 AND LIFE SCIENCE (NRLS-2016) Book Series: KnE Life
 Sciences Pages: 20-34 Published: 2017



View Abstract

3. Antioxidant Activity in Various Processed Products of
Inferior Local Tubers (Dioscorea sp L.)

By: Yuniastuti, Ari; Iswari, Retno Sri; Susanti, R.
 Edited by: Setyobudi, RH; Purwanto, MGM; Burlakovs, J; et al.
 Conference: 1st International Conference on Natural Resources
 and Life Sciences (NRLS) Location: Surabaya, INDONESIA
 Date: OCT 20-21, 2016
 Sponsor(s): Deutschland Akademische Austausch Dienst; Univ
 Surabaya, Fac Biotechnol; SCIENCEWERKE; Bioneer; Indolab
 Utama; Enseval Medika Prima; Megah Sejahtera Sci; Alumni
 Portal Deutschland
 INTERNATIONAL CONFERENCE ON NATURAL RESOURCES
 AND LIFE SCIENCE (NRLS-2016) Book Series: KnE Life
 Sciences Pages: 35-40 Published: 2017



View Abstract

4. Synthesis and Characterization of TNTs/Polyaniline
Composite as Photocatalyst Degradation of Rhodamin
B by Visible Light

Create Citation Report

Analyze Results

Times Cited: 0

(from Web of Science
Core Collection)

Usage Count

Times Cited: 0

(from Web of Science
Core Collection)

Usage Count

Times Cited: 0





(from Web of Science
Core Collection)






Usage Count





Times Cited: 0

(from Web of Science
Core Collection)

Usage Count

- By: Setyani, Atik; Wahyuni, Sri; Priatmoko, Sigit; et al.
 Edited by: Setyobudi, RH; Purwanto, MGM; Burlakovs, J; et al.
 Conference: 1st International Conference on Natural Resources and Life Sciences (NRLS) Location: Surabaya, INDONESIA
 Date: OCT 20-21, 2016
 Sponsor(s): Deutschland Akademische Austausch Dienst; Univ Surabaya, Fac Biotechnol; SCIENCEWERKE; Bioneer; Indolab Utama; Enseval Medika Prima; Megah Sejahtera Sci; Alumni Portal Deutschland
 INTERNATIONAL CONFERENCE ON NATURAL RESOURCES AND LIFE SCIENCE (NRLS-2016) Book Series: KnE Life Sciences Pages: 41-50 Published: 2017
-  [View Abstract](#)
5. **Two Antibacterial Compounds: Velutin and 4-(Hydroxy(Oxiran-2-yl)Methyl)-2-Methoxyphenol from the Stem Bark of *Drimys arfakensis* Gibbs** **Times Cited: 0**
(from Web of Science Core Collection)
- By: Santoso, Bimo Budi; Hernandez, Hidelisa Padua; Rodriguez, Evelyn B.; et al.
 Edited by: Setyobudi, RH; Purwanto, MGM; Burlakovs, J; et al.
 Conference: 1st International Conference on Natural Resources and Life Sciences (NRLS) Location: Surabaya, INDONESIA
 Date: OCT 20-21, 2016
 Sponsor(s): Deutschland Akademische Austausch Dienst; Univ Surabaya, Fac Biotechnol; SCIENCEWERKE; Bioneer; Indolab Utama; Enseval Medika Prima; Megah Sejahtera Sci; Alumni Portal Deutschland
 INTERNATIONAL CONFERENCE ON NATURAL RESOURCES AND LIFE SCIENCE (NRLS-2016) Book Series: KnE Life Sciences Pages: 51-62 Published: 2017
-  [View Abstract](#)
6. **Extraction and Toxicity Assay of Mycotoxin from Entomopathogenic Fungi Isolate of Kusuma Agrowisata Orchard Batu, Jawa Timur, Indonesia** **Times Cited: 0**
(from Web of Science Core Collection)
- By: Janli, Derdy; Purwanto, Maria Goretti M.; Artadana, Ida Bagus; et al.
 Edited by: Setyobudi, RH; Purwanto, MGM; Burlakovs, J; et al.
 Conference: 1st International Conference on Natural Resources and Life Sciences (NRLS) Location: Surabaya, INDONESIA
 Date: OCT 20-21, 2016
 Sponsor(s): Deutschland Akademische Austausch Dienst; Univ Surabaya, Fac Biotechnol; SCIENCEWERKE; Bioneer; Indolab Utama; Enseval Medika Prima; Megah Sejahtera Sci; Alumni Portal Deutschland
 INTERNATIONAL CONFERENCE ON NATURAL RESOURCES AND LIFE SCIENCE (NRLS-2016) Book Series: KnE Life Sciences Pages: 63-74 Published: 2017
-  [View Abstract](#)
7. **Solar Driven Photocatalytic Fuel Cells: an Environmentally Friendly Innovation of Power Plant Technology as Energy Source** **Times Cited: 0**
(from Web of Science Core Collection)
- By: Wibowo, Emas Agus Prastyo; Aji, Navela Rahma; Widiarti, Nuni; et al.
 Edited by: Setyobudi, RH; Purwanto, MGM; Burlakovs, J; et al.
 Conference: 1st International Conference on Natural Resources and Life Sciences (NRLS) Location: Surabaya, INDONESIA
 Date: OCT 20-21, 2016
 Sponsor(s): Deutschland Akademische Austausch Dienst; Univ Surabaya, Fac Biotechnol; SCIENCEWERKE; Bioneer; Indolab Utama; Enseval Medika Prima; Megah Sejahtera Sci; Alumni Portal Deutschland
 INTERNATIONAL CONFERENCE ON NATURAL RESOURCES AND LIFE SCIENCE (NRLS-2016) Book Series: KnE Life Sciences Pages: 75-80 Published: 2017
-  [View Abstract](#)
8. **A Glimpse into the Biosynthesis of Terpenoids** **Times Cited: 0**
(from Web of Science Core Collection)
- By: Abdallah, Ingy I.; Quax, Wim J.
 Edited by: Setyobudi, RH; Purwanto, MGM; Burlakovs, J; et al.
 Conference: 1st International Conference on Natural Resources and Life Sciences (NRLS) Location: Surabaya, INDONESIA
 Date: OCT 20-21, 2016
 Sponsor(s): Deutschland Akademische Austausch Dienst; Univ Surabaya, Fac Biotechnol; SCIENCEWERKE; Bioneer; Indolab
- Usage Count**

- Utama; Enseval Medika Prima; Megah Sejahtera Sci; Alumni Portal Deutschland
INTERNATIONAL CONFERENCE ON NATURAL RESOURCES AND LIFE SCIENCE (NRLS-2016) Book Series: KnE Life Sciences Pages: 81-98 Published: 2017
-  [Find it](#) [View Abstract](#)
9. **Transcription Pattern of Catalase Gene from *Gynostemma pentaphyllum* (Thunb.) Makino during Various Abiotic Stresses**
- Times Cited: 0**
(from Web of Science Core Collection)
- Usage Count**
- By: Sukweenadhi, Johan; Kim, Yu-Jin; Yang, Deok-Chun
Edited by: Setyobudi, RH; Purwanto, MGM; Burlakovs, J; et al.
Conference: 1st International Conference on Natural Resources and Life Sciences (NRLS) Location: Surabaya, INDONESIA
Date: OCT 20-21, 2016
Sponsor(s): Deutschland Akademische Austausch Dienst; Univ Surabaya, Fac Biotechnol; SCIENCEWERKE; Bioneer; Indolab Utama; Enseval Medika Prima; Megah Sejahtera Sci; Alumni Portal Deutschland
INTERNATIONAL CONFERENCE ON NATURAL RESOURCES AND LIFE SCIENCE (NRLS-2016) Book Series: KnE Life Sciences Pages: 99-109 Published: 2017
-  [Find it](#) [View Abstract](#)
10. **Drying Kinetics of *Curcuma xanthorrhiza* Roxb.**
- Times Cited: 0**
(from Web of Science Core Collection)
- Usage Count**
- By: Sapei, Lanny; Taringan, Elieser; Hwa, Lie; et al.
Edited by: Setyobudi, RH; Purwanto, MGM; Burlakovs, J; et al.
Conference: 1st International Conference on Natural Resources and Life Sciences (NRLS) Location: Surabaya, INDONESIA
Date: OCT 20-21, 2016
Sponsor(s): Deutschland Akademische Austausch Dienst; Univ Surabaya, Fac Biotechnol; SCIENCEWERKE; Bioneer; Indolab Utama; Enseval Medika Prima; Megah Sejahtera Sci; Alumni Portal Deutschland
INTERNATIONAL CONFERENCE ON NATURAL RESOURCES AND LIFE SCIENCE (NRLS-2016) Book Series: KnE Life Sciences Pages: 110-117 Published: 2017
-  [Find it](#) [View Abstract](#)
11. **Water Sustainability: Emerging Trends for Water Quality Management**
- Times Cited: 0**
(from Web of Science Core Collection)
- Usage Count**
- By: Riadi, Lieke
Edited by: Setyobudi, RH; Purwanto, MGM; Burlakovs, J; et al.
Conference: 1st International Conference on Natural Resources and Life Sciences (NRLS) Location: Surabaya, INDONESIA
Date: OCT 20-21, 2016
Sponsor(s): Deutschland Akademische Austausch Dienst; Univ Surabaya, Fac Biotechnol; SCIENCEWERKE; Bioneer; Indolab Utama; Enseval Medika Prima; Megah Sejahtera Sci; Alumni Portal Deutschland
INTERNATIONAL CONFERENCE ON NATURAL RESOURCES AND LIFE SCIENCE (NRLS-2016) Book Series: KnE Life Sciences Pages: 118-130 Published: 2017
-  [Find it](#) [View Abstract](#)
12. **Isolation and Screening of Indigenous Fungus Producing Lignin Peroxidase from the Cocoa Plantation in Sepawon Kediri Regency Indonesia**
- Times Cited: 0**
(from Web of Science Core Collection)
- Usage Count**
- By: Delila, Liling; Susanti, Evi; Sanjaya, Eli Hendrik
Edited by: Setyobudi, RH; Purwanto, MGM; Burlakovs, J; et al.
Conference: 1st International Conference on Natural Resources and Life Sciences (NRLS) Location: Surabaya, INDONESIA
Date: OCT 20-21, 2016
Sponsor(s): Deutschland Akademische Austausch Dienst; Univ Surabaya, Fac Biotechnol; SCIENCEWERKE; Bioneer; Indolab Utama; Enseval Medika Prima; Megah Sejahtera Sci; Alumni Portal Deutschland
INTERNATIONAL CONFERENCE ON NATURAL RESOURCES AND LIFE SCIENCE (NRLS-2016) Book Series: KnE Life Sciences Pages: 131-138 Published: 2017
-  [Find it](#) [View Abstract](#)
13. **Cloning and Over-expression of *xynB* Gene of *Bacillus***
- Times Cited: 0**
(from Web of Science Core Collection)

- subtilis subsp spizizenii W23 into Escherichia coli
Origami Host Cells** Core Collection)
- By: Wahjudi, Mariana; Catherina; Wangunhardjo, Nita Marcelia; et al.
 Edited by: Setyobudi, RH; Purwanto, MGM; Burlakovs, J; et al.
 Conference: 1st International Conference on Natural Resources and Life Sciences (NRLS) Location: Surabaya, INDONESIA
 Date: OCT 20-21, 2016
 Sponsor(s): Deutschland Akademische Austausch Dienst; Univ Surabaya, Fac Biotechnol; SCIENCEWERKE; Bioneer; Indolab Utama; Enseval Medika Prima; Megah Sejahtera Sci; Alumni Portal Deutchland
 INTERNATIONAL CONFERENCE ON NATURAL RESOURCES AND LIFE SCIENCE (NRLS-2016) Book Series: KnE Life Sciences Pages: 139-149 Published: 2017
-  [View Abstract](#)
- 14. **The Utilization of Metroxylon Sago (Rottb.) Dregs for Low Bioethanol as Fuel Households Needs in Papua Province Indonesia** Times Cited: 0
(from Web of Science
Core Collection)
- By: Jonatan, Numberi Johni; Ekayuliana, Arifia; Dhiputra, I. Made Kartika; et al.
 Edited by: Setyobudi, RH; Purwanto, MGM; Burlakovs, J; et al.
 Conference: 1st International Conference on Natural Resources and Life Sciences (NRLS) Location: Surabaya, INDONESIA
 Date: OCT 20-21, 2016
 Sponsor(s): Deutschland Akademische Austausch Dienst; Univ Surabaya, Fac Biotechnol; SCIENCEWERKE; Bioneer; Indolab Utama; Enseval Medika Prima; Megah Sejahtera Sci; Alumni Portal Deutchland
 INTERNATIONAL CONFERENCE ON NATURAL RESOURCES AND LIFE SCIENCE (NRLS-2016) Book Series: KnE Life Sciences Pages: 150-157 Published: 2017
-  [View Abstract](#)
- 15. **Composting of Corn By-Product using EM4 and Microorganism Azotobacter sp as Composting Organism** Times Cited: 0
(from Web of Science
Core Collection)
- By: Hendriani, Nuniek; Juliastuti, Sri Rachmania; Masetya, Hamida Nuur; et al.
 Edited by: Setyobudi, RH; Purwanto, MGM; Burlakovs, J; et al.
 Conference: 1st International Conference on Natural Resources and Life Sciences (NRLS) Location: Surabaya, INDONESIA
 Date: OCT 20-21, 2016
 Sponsor(s): Deutschland Akademische Austausch Dienst; Univ Surabaya, Fac Biotechnol; SCIENCEWERKE; Bioneer; Indolab Utama; Enseval Medika Prima; Megah Sejahtera Sci; Alumni Portal Deutchland
 INTERNATIONAL CONFERENCE ON NATURAL RESOURCES AND LIFE SCIENCE (NRLS-2016) Book Series: KnE Life Sciences Pages: 158-166 Published: 2017
-  [View Abstract](#)
- 16. **Superoxide Dismutase Levels of Operator Gas Stations in Semarang, Central Java, Indonesia** Times Cited: 0
(from Web of Science
Core Collection)
- By: Dewi, Nur Kusuma; Yuniastuti, Ari
 Edited by: Setyobudi, RH; Purwanto, MGM; Burlakovs, J; et al.
 Conference: 1st International Conference on Natural Resources and Life Sciences (NRLS) Location: Surabaya, INDONESIA
 Date: OCT 20-21, 2016
 Sponsor(s): Deutschland Akademische Austausch Dienst; Univ Surabaya, Fac Biotechnol; SCIENCEWERKE; Bioneer; Indolab Utama; Enseval Medika Prima; Megah Sejahtera Sci; Alumni Portal Deutchland
 INTERNATIONAL CONFERENCE ON NATURAL RESOURCES AND LIFE SCIENCE (NRLS-2016) Book Series: KnE Life Sciences Pages: 167-172 Published: 2017
-  [View Abstract](#)
- 17. **Somatic Embryo from Basal Leaf Segments of Vanda tricolor Lindl. var. pallida** Times Cited: 0
(from Web of Science
Core Collection)
- By: Hardjo, Popy Hartatie; Savitri, Wina Dian
 Edited by: Setyobudi, RH; Purwanto, MGM; Burlakovs, J; et al.
 Conference: 1st International Conference on Natural Resources
- Usage Count**

and Life Sciences (NRLS) Location: Surabaya, INDONESIA
 Date: OCT 20-21, 2016
 Sponsor(s): Deutschland Akademische Austausch Dienst; Univ Surabaya, Fac Biotechnol; SCIENCEWERKE; Bioneer; Indolab Utama; Enseval Medika Prima; Megah Sejahtera Sci; Alumni Portal Deutschland
 INTERNATIONAL CONFERENCE ON NATURAL RESOURCES AND LIFE SCIENCE (NRLS-2016) Book Series: KnE Life Sciences Pages: 173-179 Published: 2017


[View Abstract](#)

- 18. **Efficiency Analysis of Production Factors Utilization in Upland Rice Farming**

Times Cited: 0
 (from Web of Science Core Collection)

Usage Count

By: Budiono, Rohmad; Adinurani, Praptiningsih Gamawati
 Edited by: Setyobudi, RH; Purwanto, MGM; Burlakovs, J; et al.
 Conference: 1st International Conference on Natural Resources and Life Sciences (NRLS) Location: Surabaya, INDONESIA
 Date: OCT 20-21, 2016
 Sponsor(s): Deutschland Akademische Austausch Dienst; Univ Surabaya, Fac Biotechnol; SCIENCEWERKE; Bioneer; Indolab Utama; Enseval Medika Prima; Megah Sejahtera Sci; Alumni Portal Deutschland
 INTERNATIONAL CONFERENCE ON NATURAL RESOURCES AND LIFE SCIENCE (NRLS-2016) Book Series: KnE Life Sciences Pages: 180-187 Published: 2017


[View Abstract](#)

- 19. **In Vitro Study of Potato (*Solanum tuberosum* L.) Tolerant to the Drought Stress**

Times Cited: 0
 (from Web of Science Core Collection)

Usage Count

By: Sirait, Bilter Anton; Charloq, Rosa
 Edited by: Setyobudi, RH; Purwanto, MGM; Burlakovs, J; et al.
 Conference: 1st International Conference on Natural Resources and Life Sciences (NRLS) Location: Surabaya, INDONESIA
 Date: OCT 20-21, 2016
 Sponsor(s): Deutschland Akademische Austausch Dienst; Univ Surabaya, Fac Biotechnol; SCIENCEWERKE; Bioneer; Indolab Utama; Enseval Medika Prima; Megah Sejahtera Sci; Alumni Portal Deutschland
 INTERNATIONAL CONFERENCE ON NATURAL RESOURCES AND LIFE SCIENCE (NRLS-2016) Book Series: KnE Life Sciences Pages: 188-192 Published: 2017


[View Abstract](#)

- 20. **Organic Fertilizer from Bioethanol Solid Waste, Agricultural Waste, and Banana Peels Waste by Bio-act EM4 and *Aspergillus niger***

Times Cited: 0
 (from Web of Science Core Collection)

Usage Count

By: Juliastuti, Sri Rachmania; Enhaperdhani, Delftya; Hasanah, Rizka Uswatun
 Edited by: Setyobudi, RH; Purwanto, MGM; Burlakovs, J; et al.
 Conference: 1st International Conference on Natural Resources and Life Sciences (NRLS) Location: Surabaya, INDONESIA
 Date: OCT 20-21, 2016
 Sponsor(s): Deutschland Akademische Austausch Dienst; Univ Surabaya, Fac Biotechnol; SCIENCEWERKE; Bioneer; Indolab Utama; Enseval Medika Prima; Megah Sejahtera Sci; Alumni Portal Deutschland
 INTERNATIONAL CONFERENCE ON NATURAL RESOURCES AND LIFE SCIENCE (NRLS-2016) Book Series: KnE Life Sciences Pages: 193-201 Published: 2017


[View Abstract](#)

- 21. **Intake Pericarp of *Garcinia mangostana* L. Extract Inhibited Oxidative Stress on Wistar Rat Hyperglycemic through the Increased of Superoxide Dismutase and Histopathology Pancreatic Activities**

Times Cited: 0
 (from Web of Science Core Collection)

Usage Count

By: Sri Wahjuni; Laksmiwati, Anak Agung Istri Ayu Mayun; Puspawati, Ni Made
 Edited by: Setyobudi, RH; Purwanto, MGM; Burlakovs, J; et al.
 Conference: 1st International Conference on Natural Resources and Life Sciences (NRLS) Location: Surabaya, INDONESIA
 Date: OCT 20-21, 2016
 Sponsor(s): Deutschland Akademische Austausch Dienst; Univ Surabaya, Fac Biotechnol; SCIENCEWERKE; Bioneer; Indolab Utama; Enseval Medika Prima; Megah Sejahtera Sci; Alumni Portal Deutschland

INTERNATIONAL CONFERENCE ON NATURAL RESOURCES
AND LIFE SCIENCE (NRLS-2016) Book Series: KnE Life
Sciences Pages: 202-207 Published: 2017


[View Abstract](#)

22. **The Role of Heavy Metals-Resistant Bacteria
Acinetobacter sp in Copper Phytoremediation using
Eichhornia crasippes [(Mart.) Solms]**

Times Cited: 0
(from Web of Science
Core Collection)

Usage Count

By: Irawati, Wahyu; Parhusip, Adolf Jan Nexson; Sopiha, Nida; et al.

Edited by: Setyobudi, RH; Purwanto, MGM; Burlakovs, J; et al.
Conference: 1st International Conference on Natural Resources
and Life Sciences (NRLS) Location: Surabaya, INDONESIA
Date: OCT 20-21, 2016

Sponsor(s): Deutschland Akademische Austausch Dienst; Univ
Surabaya, Fac Biotechnol; SCIENCEWERKE; Bioneer; Indolab
Utama; Enseval Medika Prima; Megah Sejahtera Sci; Alumni
Portal Deutschland

INTERNATIONAL CONFERENCE ON NATURAL RESOURCES
AND LIFE SCIENCE (NRLS-2016) Book Series: KnE Life
Sciences Pages: 208-220 Published: 2017


[View Abstract](#)

Select Page



Save to EndNote online

Add to Marked List

Sort by: **Date** Times Cited Usage Count Relevance

Page of 1

More

Show:

22 records matched your query of the 58,897,921 in the data limits you selected.
Key: = Structure available.