




## Case Report



### *Therapy of resistant hypertension in patients with chronic kidney disease complications of anemia in hemodialysis: A case report*



Yenry Sumarlim <sup>1</sup>, Emilia Gan <sup>1</sup>, Desantika Wuryana <sup>2</sup>, M. Hari Pristaningtyas <sup>3</sup>, Herya Putra Dharma <sup>4</sup>, Muhammad Muchlis <sup>5</sup>, Jainuri Erik Pratama <sup>6</sup>, Adji Prayitno Setiadi <sup>1</sup>, Marisca Evalina Gondokesumo <sup>1\*</sup>,

<sup>1</sup> Faculty of Pharmacy, University of Surabaya, Surabaya, 60293 Indonesia

<sup>2</sup> Kidney Disease Ward, Mardi Waluyo Regional Public Hospital, Blitar, 66137 Indonesia

<sup>3</sup> Pharmacy Department, Mardi Waluyo Regional Public Hospital, Blitar, 66137 Indonesia

<sup>4</sup> Department of Medical Services and Support, Mardi Waluyo Regional Public Hospital, Blitar, 66137 Indonesia

<sup>5</sup> Mardi Waluyo Regional Public Hospital, Blitar, 66137 Indonesia

<sup>6</sup> Pharmacy Department, Dr. Kariadi Central General Hospital, Semarang, 50244 Indonesia

**Abstract:** Chronic Kidney Disease (CKD) is closely related to hypertension. Increasing the severity of CKD is associated with more difficult blood pressure control. Appropriate therapeutic management is needed to prevent complications due to uncontrolled hypertension. We report the case of a 78-year-old female patient with a diagnosis of hypertension and end-stage CKD with a history of undergoing hemodialysis for 4 years. The patient has been taking antihypertensive drugs such as Angiotensin Receptor Blockers, Calcium Channel Blockers and Diuretics. However, the administration of three antihypertensive drugs still could not help achieve the expected blood pressure target where the systolic blood pressure was still above 160 mmHg. The patient also has anemia as a common complication of chronic kidney disease. Appropriate management of therapy with fourth-line therapy and hemoglobin repair is necessary to achieve improved clinical outcomes and reduce renal worsening.

**Keywords:** Hypertension, Chronic Kidney Disease, Anemia, Hemodialysis.

## INTRODUCTION

Chronic Kidney Disease (CKD) is characterized by renal structural abnormalities or a progressive and irreversible decline in renal function.<sup>1</sup> CKD is defined as kidney damage lasting for  $\geq 3$  months due to structural or functional anomalies, with or without a reduction in Glomerulus Filtration Rate (GFR) to  $<60$  mL/min/1.73 m<sup>2</sup>.<sup>2-4</sup> CKD significantly contributes to hypertension development.<sup>5,6</sup> Chronic kidney dysfunction escalates blood pressure through mechanisms encompassing impaired sodium excretion, decreased baroreceptor sensitivity, heightened sympathetic nerve activity, and activation of the renin-angiotensin-aldosterone system.<sup>7</sup> The prevalence of hypertension increases proportionally with the severity of CKD stages.<sup>2,8</sup>

Hypertension emerges as a pivotal cardiovascular comorbidity among end-stage CKD patients undergoing hemodialysis.<sup>9</sup> Underlying pathophysiology

Corresponding author.

E-mail address: [marisca@staff.ubaya.ac.id](mailto:marisca@staff.ubaya.ac.id) (Marisca Evalina Gondokesumo)

DOI: [10.29238/teknolabjournal.v12i2.444](https://doi.org/10.29238/teknolabjournal.v12i2.444)

Received 20 October 2023; Received in revised form 28 October 2023; Accepted 1 November 2023

© 2023 The Authors. Published by [Poltekkes Kemenkes Yogyakarta](#), Indonesia.

This is an open-access article under the [CC BY-SA license](#).

revolves around excessive extracellular volume and kidney function alterations, influencing heightened vascular resistance and cardiac output.<sup>10</sup> Compared to healthy individuals, hemodialysis patients exhibit reduced urine volume, predisposing them to excess extracellular volume.<sup>11,12</sup> This fluid surplus drives changes in cardiac output and vascular resistance, key regulators of blood pressure.<sup>13,14</sup> Even with reduced GFR, renal renin secretion persists, triggering angiotensin II production and sodium retention, exacerbating extracellular volume expansion. As glomerular mass declines, sympathetic nerve overactivity ensues, contributing to increased cardiac output and vascular resistance.<sup>15,16</sup>

Hypertension management principles in hemodialysis patients involve preventing excess extracellular volume through antihypertensive diuretic therapy.<sup>17,18</sup> Inappropriate diuretic selection can lead to resistant hypertension. Regimen modification, including diuretic addition, dose escalation, or utilization of diuretics with distinct mechanisms, is viable.<sup>2,19</sup> Loop diuretics are preferred for GFR < 30 ml/min/1.73 m<sup>2</sup>.<sup>20</sup> Kidney Disease: Improving Global Outcomes (KDIGO) recommends loop diuretics from CKD stage 4.<sup>21</sup> If tolerated, first-line Angiotensin-Converting Enzyme Inhibitors (ACE Inhibitors) or Angiotensin Receptor Blockers (ARBs) are also suggested for CKD patients with or without proteinuria due to their renoprotective benefits and ability to mitigate cardiovascular and renal event risks.<sup>22-25</sup>

## CASE REPORT

A 78-year-old female elderly patient was admitted to the hospital with a diagnosis of grade II hypertension, stage 5 chronic kidney disease (CKD), anemia, constipation, and meteorism. The patient had been undergoing hemodialysis (HD) for the past 4 years. She presented with moderate nausea, abdominal pain, and black stools three days prior to admission. Vital signs revealed a heart rate of 84 beats per minute, systolic blood pressure above 160 mmHg, and SpO<sub>2</sub> at 96%. Laboratory results indicated a hemoglobin level of 7.6 g/dL (L), PCV (*packed cell volume*) 23,5%(L), RBC  $2,74 \times 10^6$  sel/ $\mu$ L (L), MCV 85,5 fl (N), MCH 27,7 pg (N), MCHC 32,5% (N), serum creatinine of 1.82 mg/dL, BUN of 10 mg/dL, urea of 22 mg/dL, and albumin of 5.03 g/dL. Stool examination revealed the presence of bacteria, leukocytes, and erythrocytes. On the second day of hospitalization, a repeat kidney function test showed an increase in serum creatinine to 3.28 mg/dL. Radiological findings indicated cardiomegaly with HHD configuration and aortosclerosis.

During her 9-day hospital stay, the patient received two units of blood transfusion, 14 TPM Kidmin, 1x8 mg ODR, 1x40 mg omeprazole, 3x500 mg Kalnex for 2 days, 3x1 15 mL Nucral syrup, 3x1 Dulcolax tablets, and Lactulax syrup. Initial antihypertensive therapy included furosemide 1x40 mg, which was discontinued after two days of use. The medication was switched to candesartan 1x16 mg and bisoprolol 1x5 mg. On the third day of medication use, these were halted, and amlodipine 1x5 mg was administered for a day. With the initiation of candesartan, blood pressure decreased from 180/83 mmHg to 155/88 mmHg. However, on the subsequent day, blood pressure rose again above 160 mmHg. The patient was discharged with amlodipine 1x5 mg, bisoprolol 1x5 mg, ranitidine 2x150 mg, and 3x1 15 mL Lacons syrup for home use.

## RESULTS AND DISCUSSION

Uncontrolled hypertension is associated with increased risks of cardiovascular events, hospitalization, and mortality.<sup>5</sup> Thus, appropriate blood pressure control is essential for patients with chronic kidney disease (CKD) and hypertension to prevent adverse clinical outcomes. In this case report, we present a patient with end-stage CKD who experienced uncontrolled blood pressure despite treatment with three different classes of antihypertensive medications, a

condition known as resistant hypertension. According to the European Society of Cardiology (ESC) 2018 guidelines, resistant hypertension is defined as failure to lower systolic or diastolic blood pressure to values below 140 and 90 mmHg, respectively, despite combination therapy with an ACE inhibitor or ARB, calcium channel blocker (CCB), and thiazide or thiazide-type diuretic.<sup>26,27</sup>

In the double-blind crossover PATHWAY-2 study, spironolactone was compared to placebo, bisoprolol, and doxazosin. The results demonstrated that low-dose spironolactone (12.5-50 mg) led to greater reductions in both systolic and diastolic blood pressure compared to other therapies and placebo.<sup>28</sup> Based on these findings, ESC recommends managing uncontrolled hypertension in CKD with a combination of ARB, CCB, diuretic, and the addition of an aldosterone antagonist.<sup>27</sup> The American Heart Association (AHA) also shares a similar recommendation, suggesting spironolactone as the fourth-line treatment for resistant hypertension, followed by beta-blockers, alpha and beta-blockers, clonidine, or diltiazem).<sup>29</sup> If contraindicated, spironolactone may be substituted with bisoprolol and doxazosin.<sup>26,27</sup>

Anemia, a complication of CKD due to erythropoietin deficiency, can also occur. Research reports that CKD patients with a history of hypertension may experience anemia. Anemia is associated with hypertension, affecting the increase of endothelin-1 as a vasoconstrictor or increasing the sensitivity of angiotensin II. Hence, antihypertensive therapy is often accompanied by erythropoietin-stimulating agents (ESA) administration.<sup>23</sup> Subcutaneous erythropoietin administration can increase blood pressure by up to 10 mmHg in patients with chronic kidney disorders.<sup>30</sup>

The Kidney Disease Outcomes Quality Initiative (KDOQI) recommends a systolic blood pressure target of 140 mmHg before dialysis and  $\leq 130$  mmHg after dialysis. The JNC 8 guidelines suggest a more lenient target, recommending systolic and diastolic blood pressure below 150 mmHg and 90 mmHg, respectively).<sup>24</sup> Monitoring serum creatinine and BUN for adverse effects is essential when using ARB therapy.<sup>25</sup> Several studies have shown that the use of valsartan, captopril, and lisinopril can increase serum creatinine by 20–30%. In cases of persistent hyperkalemia, discontinuing ARB may be considered. Patient education regarding dietary and lifestyle modifications, as well as medication adherence, is crucial upon hospital discharge.

## CONCLUSION

Based on the above case reports, the management of patients with chronic kidney disease complicated by hypertension is carried out in achieving appropriate blood pressure control targets and reducing the risk of kidney deterioration as well as cardiovascular events. Combination antihypertensive therapy consisting of ACE inhibitors or ARBs, calcium channel blockers, diuretics and spironolactone can be a therapeutic approach in patients with resistant hypertension.

## AUTHORS' CONTRIBUTIONS

Yenry Sumarlim and Emilia Gan took research data and wrote this journal. Desantika Wuryana, M. Hari Pristantiningtyas, Herya Putra Dharma and Muhammad Muchlis chose cases in the hospital that could be used as case reports, as well as guiding the writing of this journal. Jainuri Erik Pratama, Adji Prayitno Setiadi and Marisca Evalina Gondokesumo reviewed and supervised the journal. All authors have read and approved the final journal.

## ACKNOWLEDGEMENT

Thanks to Mardi Waluyo Regional Public Hospital, Blitar, East Java, Indonesia where the research data in this journal was collected.

## FUNDING INFORMATION

None.

## DATA AVAILABILITY STATEMENT

The utilized data to contribute in this journal are available from the author on reasonable request.

## DISCLOSURE STATEMENT

The views and opinions expressed in this journal are those of the authors after reviewing various literatures and do not necessarily reflect the official policy or position of any affiliated agency of the authors.

## REFERENCE

1. Ammirati AL. Chronic Kidney Disease. *Rev Assoc Med Bras.* 2020;66(suppl 1):s03-s09. doi:10.1590/1806-9282.66.s1.3
2. Hamrahian SM, Falkner B. Hypertension in Chronic Kidney Disease. In: ; 2016:307-325. doi:10.1007/5584\_2016\_84
3. Yulianto D, Basuki H. Analisis ketahanan hidup pasien penyakit ginjal kronis dengan hemodialisis di RSUD Dr. Soetomo Surabaya. *Jurnal Manajemen Kesehatan Yayasan RSDr Soetomo.* 2017;3(1):96. doi:10.29241/jmk.v3i1.92
4. Chen TK, Knicely DH, Grams ME. Chronic Kidney Disease diagnosis and management. *JAMA.* 2019;322(13):1294. doi:10.1001/jama.2019.14745
5. Kim CS, Choi HS, Bae EH, Kim SW, Ma SK. Optimal blood pressure target and measurement in patients with chronic kidney disease. *Korean J Intern Med.* 2019;34(6):1181-1187. doi:10.3904/kjim.2019.164
6. Forbes A, Gallagher H. Chronic kidney disease in adults: assessment and management. *Clinical Medicine.* 2020;20(2):128-132. doi:10.7861/clinmed.cg.20.2
7. Fay KS, Cohen DL. Resistant hypertension in people with CKD: A Review. *American Journal of Kidney Diseases.* 2021;77(1):110-121. doi:10.1053/j.ajkd.2020.04.017
8. Pugh D, Gallacher PJ, Dhaun N. Management of hypertension in Chronic Kidney Disease. *Drugs.* 2019;79(4):365-379. doi:10.1007/s40265-019-1064-1
9. Ameer OZ. Hypertension in chronic kidney disease: What lies behind the scene. *Front Pharmacol.* 2022;13. doi:10.3389/fphar.2022.949260
10. Basile DP, Anderson MD, Sutton TA. Pathophysiology of acute kidney injury. In: *Comprehensive Physiology.* Wiley; 2012:1303-1353. doi:10.1002/cphy.c110041
11. Himani N. Murdeshwar, Fatima Anjum. Hemodialysis. StatPearls [Internet]. Published April 27, 2023. Accessed December 3, 2023. <https://www.ncbi.nlm.nih.gov/books/NBK563296/>
12. Khan YH, Sarriff A, Adnan AS, Khan AH, Mallhi TH. Chronic Kidney Disease, fluid overload and diuretics: A complicated triangle. *PLoS One.* 2016;11(7):e0159335. doi:10.1371/journal.pone.0159335
13. Delong C, Sharma S. Physiology, peripheral vascular resistance. StatPearls [Internet]. Published May 1, 2023. Accessed December 3, 2023. <https://www.ncbi.nlm.nih.gov/books/NBK538308/>
14. Trammel JE, Sapra A. Physiology, Systemic Vascular Resistance. StatPearls [Internet]. Published July 10, 2023. Accessed December 3, 2023. <https://www.ncbi.nlm.nih.gov/books/NBK556075/>
15. Delacroix S, Chokka RG. Hypertension: Pathophysiology and treatment. *J Neurol Neurophysiol.* 2014;05(06). doi:10.4172/2155-9562.1000250

16. Van Buren PN. Evaluation and treatment of hypertension in end-stage renal disease patients on hemodialysis. *Curr Cardiol Rep.* 2016;18(12):125. doi:10.1007/s11886-016-0805-y
17. Agarwal R, Flynn J, Pogue V, Rahman M, Reisin E, Weir MR. Assessment and management of hypertension in patients on dialysis. *Journal of the American Society of Nephrology.* 2014;25(8):1630-1646. doi:10.1681/ASN.2013060601
18. Rabbani R, Noel E, Boyle S, et al. Role of antihypertensives in end-stage renal disease: A systematic review. *Cureus.* Published online July 20, 2022. doi:10.7759/cureus.27058
19. Tobe SW, Lewanczuk R. Resistant hypertension. *Canadian Journal of Cardiology.* 2009;25(5):315-317. doi:10.1016/S0828-282X(09)70496-9
20. Oh SW, Han SY. Loop diuretics in clinical practice. *Electrolytes & Blood Pressure.* 2015;13(1):17. doi:10.5049/EBP.2015.13.1.17
21. KDIGO. *Official Journal of the International Society of Nephrology KDIGO 2012 Clinical Practice Guideline for the Evaluation and Management of Chronic Kidney Disease.*; 2013. Accessed December 3, 2023. <https://kdigo.org/guidelines/ckd-evaluation-and-management/>
22. Zhang Y, He D, Zhang W, et al. ACE inhibitor benefit to kidney and cardiovascular outcomes for patients with non-dialysis chronic kidney disease stages 3–5: A network Meta-Analysis of randomised clinical trials. *Drugs.* 2020;80(8):797-811. doi:10.1007/s40265-020-01290-3
23. Ku E, Lee BJ, Wei J, Weir MR. Hypertension in CKD: Core curriculum 2019. *American Journal of Kidney Diseases.* 2019;74(1):120-131. doi:10.1053/j.ajkd.2018.12.044
24. James PA, Oparil S, Carter BL, et al. 2014 evidence-based guideline for the management of high blood pressure in adults. *JAMA.* 2014;311(5):507. doi:10.1001/jama.2013.284427
25. Irawan A. Increase of serum creatinine as the outcome of ACEi or ARB use. *Indonesian Journal of Clinical Pharmacy.* 2014;3(3):82-87. doi:10.15416/ijcp.2014.3.3.82
26. Doulas M, Imprialos KP, Kallistratos MS, Manolis AJ. Recent advances in understanding and managing resistant/refractory hypertension. *F1000Res.* 2020;9:169. doi:10.12688/f1000research.21669.1
27. Williams B, Mancia G, Spiering W, et al. 2018 ESC/ESH Guidelines for the management of arterial hypertension. *Eur Heart J.* 2018;39(33):3021-3104. doi:10.1093/eurheartj/ehy339
28. Williams B, MacDonald TM, Morant S, et al. Spironolactone versus placebo, bisoprolol, and doxazosin to determine the optimal treatment for drug-resistant hypertension (PATHWAY-2): a randomised, double-blind, crossover trial. *The Lancet.* 2015;386(10008):2059-2068. doi:10.1016/S0140-6736(15)00257-3
29. Carey RM, Calhoun DA, Bakris GL, et al. Resistant hypertension: Detection, evaluation, and management: A scientific statement from the American Heart Association. *Hypertension.* 2018;72(5). doi:10.1161/HYP.0000000000000084
30. Stern A, Sachdeva S, Kapoor R, Singh J, Sachdeva S. High blood pressure in dialysis patients: cause, pathophysiology, influence on morbidity, mortality and management. *Journal of Clinical and Diagnostic Research.* 2014;8(6). doi:10.7860/JCDR/2014/8253.4471





**JTL**

[www.teknolabjournal.com](http://www.teknolabjournal.com)



## Jurnal Teknologi Laboratorium

About this journal

Browse this journal



## Editorial Team

### Editor-in-Chief

#### **Abdul Rohman (Pharmacist)**

Department of Pharmaceutical Chemistry, Faculty of Pharmacy, Universitas Gadjah Mada, Yogyakarta, Indonesia)

### Journal Manager

#### **Budi Setiawan (Parasitologist)**

(Department of Medical Laboratory Technology, Health Polytechnic of Yogyakarta, Indonesia)

### Editorial Board

#### **Dora Dayu Rahma Turista (Microbiologist)**

(Department of Biology, University of Mulawarman, Indonesia)

#### **Dipak Kumar Yadav (Physician)**

(Kathmandu University, Nepal)

#### **Christian Ebere Enyoh (Chemical)**

(Imo State University, Owerri, Nigeria)

## **Gunes Bolatli (Physician)**

(Department of Anatomy, Faculty of Medicine, Siirt University, Siirt, Turkey)

## **Anis Nurwidayati (Biologist)**

(Vector-Borne Disease Research Unit Donggala, National Institute of Health Research and Development, Ministry of Health, Donggala, Central Sulawesi Province, Indonesia)

## **Sirisha Kanugala (Chemist)**

(Department of Biotechnology Senior research fellow- CSIR-Indian Institute of Chemical Technology)

## **Anna Yuliana (Laboratory Technologist)**

(STIKes Bakti Tunas Husada, Tasikmalaya, Indonesia)





## Jurnal Teknologi Laboratorium

About this journal



Browse this journal



# Vol. 12 No. 2 (2023): In Progress



# POLKESYO

Poltekkes Kemenkes Yogyakarta

DOI: <https://doi.org/10.29238/teknolabjournal.v12i2>

Published : 2023-09-17

## ► Histology

Decreasing alpha-synuclein aggregation on rotenone-induced adult Zebrafish as Parkinson's Diseases model by ethanol extraction of Keluwih (*Artocarpus camansi*) leaves >

Marisca Evalina Gondokesumo, Faisal Akhmal Muslikh, Ni Putu Diah Nopitasari, Putu Dea Angelita Putri

 DOI : <https://doi.org/10.29238/teknolabjournal.v12i2.408>

 Pages: 53-60

Published : 2023-09-17

---

336	6
Views	Downloads

---

## Immunology

### Overview of trygleseride level on coffee consumption >

Amellya Octifani, Tarisa Suci Novianti , Farida Anwari, Arif Rahman Nurdianto, Fery Setiawan, Rizal Fauzi Nurdianto

 DOI : <https://doi.org/10.29238/teknolabjournal.v12i2.427>

 Pages: 81-88

Published : 2023-12-12

---

126	13
Views	Downloads

---

## Serology

### Bioactivity of Nelumbo nucifera extract on sperm recovery due to 2-methoxyethanol exposure: In vivo and in silico study >

Angella Ananda Syaputra, Putri Ayu Ika Setiyowati, Badriatul Musyarofah, Yunita Ainul Kasanah, Amelia Kartika Reza Rahmawati, Helga Syasya Qotrunnada

 DOI : <https://doi.org/10.29238/teknolabjournal.v12i2.450>

 Pages: 89-100

Published : 2023-12-29

---

10	0
Views	Downloads

---

## Bacteriology

### In vitro antibacterial activity of patchouli batik (Pogostemon Cablin) plant extract varieties from Southeast Sulawesi and South Sulawesi >

Tuty Yuniarty, Ratih Feraritra Danu Atmaja, Julianti Isma Sari Usman, Theosobia Grace Orno

 DOI : <https://doi.org/10.29238/teknolabjournal.v12i2.439>

Published : 2023-12-30

---

21
Views

---

## Clinical condition of patients with Obesity Hypoventilation Syndrome (OHS): case report >

Made Oka Heryana, Heru Widjono

DOI : <https://doi.org/10.29238/teknolabjournal.v12i2.440>

Pages: 71-80

Published : 2023-12-25

---

158	19
Views	Downloads

---

## Therapy of resistant hypertension in patients with chronic kidney disease complications of anemia in hemodialysis: a case report >

Yenry Sumarlim, Emilia Gan, Desantika Wuryana, M. Hari Pristantiningtyas, Herya Putra Dharma, Muhammad Muchlis, Jainuri Erik Pratama, Adji Prayitno Setiadi, Marisca Evalina Gondokesumo

DOI : <https://doi.org/10.29238/teknolabjournal.v12i2.444>

Pages: 61-65

Published : 2023-11-04

---

189	14
Views	Downloads

---

## Safety of metamizole analgesic therapy in patients with dyspepsia syndrome: a case report >

Khoirul Anam, Rina Widiyawat, Tita Sugesti, M. Hari Pristantiningtyas, Herya Putra Dharma, Muhammad Muchlis, Jainuri Erik Pratama, Adji Prayitno Setiadi, Marisca Evalina Gondokesumo

DOI : <https://doi.org/10.29238/teknolabjournal.v12i2.443>

Pages: 66-70

Published : 2023-11-04

---

143	9
Views	Downloads

---



## Tweets from @JurnalTeknolog1



**Nothing to  
see here - yet**

When they Tweet, their Tweets  
will show up here.

### Keywords



JURNAL TEKNOLOGI LABORATORIUM Published by Poltekkes Kemenkes Yogyakarta

is licensed under a Creative Commons Attribution-ShareAlike 4.0 International License.

Number of Visitors

**00379133**

[View My Stats](#)





## JURNAL TEKNOLOGI LABORATORIUM

JURUSAN ANALIS KESEHATAN POLTEKKES KEMENKES YOGYAKARTA

P-ISSN : 23385634 < > E-ISSN : 25800191 Subject Area : Science, Education



0

Impact Factor



812

Google Citations



Sinta 2

Current Accreditation

[Google Scholar](#) [Garuda](#) [Website](#) [Editor URL](#)

History Accreditation

2017

2019

2020

2021

2022

2023

[Garuda](#)

[Google Scholar](#)

[Does gender affect immune response in HIV patients?](#)

POLTEKKES KEMENKES YOGYAKARTA [Jurnal Teknologi Laboratorium Vol 10 No 1 \(2021\): inpress 14-21](#)

2021 [DOI: 10.29238/teknolabjournal.v10i1.261](#) [Accred : Sinta 2](#)

[Absolute leukocytes count and NLR as a diagnostic and prognostic biomarkers for severity of COVID-19 infection](#)

POLTEKKES KEMENKES YOGYAKARTA [Jurnal Teknologi Laboratorium Vol 10 No 1 \(2021\): inpress 03-05](#)

2021 [DOI: 10.29238/teknolabjournal.v10i1.263](#) [Accred : Sinta 2](#)

[Turkey](#)

POLTEKKES KEMENKES YOGYAKARTA [Jurnal Teknologi Laboratorium Vol 10 No 1 \(2021\): inpress 22-30](#)

2021 [DOI: 10.29238/teknolabjournal.v10i1.266](#) [Accred : Sinta 2](#)

[A simple method for isolation of rest of trypsinized stem cells with magnetic beads](#)

POLTEKKES KEMENKES YOGYAKARTA [Jurnal Teknologi Laboratorium Vol 10 No 1 \(2021\): inpress 01-02](#)

2021 [DOI: 10.29238/teknolabjournal.v10i1.268](#) [Accred : Sinta 2](#)

[Conserved B-cell epitope identification of envelope glycoprotein \(GP120\) HIV-1 to develop multi-strain vaccine candidate through](#)

### [bioinformatics approach](#)

POLTEKKES KEMENKES YOGYAKARTA [Jurnal Teknologi Laboratorium Vol 10 No 1 \(2021\): inpress 06-13](#)

📅 2021 [DOI: 10.29238/teknolabjournal.v10i1.274](#) [Accred : Sinta 2](#)

### [Molecular identification of pathogenic bacteria causing foodborne disease in Caulerpa racemosa](#)

POLTEKKES KEMENKES YOGYAKARTA [Jurnal Teknologi Laboratorium Vol 10 No 1 \(2021\): inpress 31-39](#)

📅 2021 [DOI: 10.29238/teknolabjournal.v10i1.276](#) [Accred : Sinta 2](#)

### [Air-Dried and Wet Fixation on Fine Needle Aspiration Biopsy \(FNAB\) Specimen](#)

POLTEKKES KEMENKES YOGYAKARTA [Jurnal Teknologi Laboratorium Vol 10 No 1 \(2021\): inpress](#)

📅 2021 [DOI: 10.29238/teknolabjournal.v10i1.279](#) [Accred : Sinta 2](#)

### [Digital communication in health promotion in handling tuberculosis sputum](#)

POLTEKKES KEMENKES YOGYAKARTA [Jurnal Teknologi Laboratorium Vol 10 No 1 \(2021\): inpress](#)

📅 2021 [DOI: 10.29238/teknolabjournal.v10i1.285](#) [Accred : Sinta 2](#)

### [Multi drugs resistance to Diabetes Mellitus patients with tuberculosis in Manado City](#)

POLTEKKES KEMENKES YOGYAKARTA [Jurnal Teknologi Laboratorium Vol 10 No 1 \(2021\): inpress 40-45](#)

📅 2021 [DOI: 10.29238/teknolabjournal.v10i1.286](#) [Accred : Sinta 2](#)

### [Konfirmasi Index Eritrosit Dengan Sediaan Apus Darah Tepi \(Sadt\) Pada Penduduk Tambaklorok Semarang Yang Terpajan Pb](#)

POLTEKKES KEMENKES YOGYAKARTA [Jurnal Teknologi Laboratorium Vol 9 No 2 \(2020\): \(In Progress\)](#)

📅 2020 [DOI: 10.29238/teknolabjournal.v9i2.213](#) [Accred : Sinta 2](#)

[View more ...](#)